

**INTERIM ACUTE EXPOSURE GUIDELINE LEVELS (AEGLs)  
FOR  
SELECTED CHLOROFORMATES**

Methyl Chloroformate  
 $C_2H_3ClO_2$  (CAS Reg. No. 79-22-1)

Ethyl Chloroformate  
 $C_3H_5ClO_2$  (CAS Reg. No. 541-41-3)

Propyl Chloroformate  
 $C_4H_7ClO_2$  (CAS Reg. No. 109-61-5)

Isopropyl Chloroformate  
 $C_4H_7ClO_2$  (CAS Reg. No. 108-23-6)

Allyl Chloroformate  
 $C_4H_5ClO_2$  (CAS Reg. No. 2937-50-0)

n-Butyl Chloroformate  
 $C_5H_9ClO_2$  (CAS Reg. No. 592-34-7)

Isobutyl Chloroformate  
 $C_5H_{10}ClO_2$  (CAS Reg. No. 543-27-1)

sec-Butyl Chloroformate  
 $C_5H_9ClO_2$  (CAS Reg. No. 17462-58-7)

Benzyl Chloroformate  
 $C_8H_7ClO_2$  (CAS Reg. No. 501-53-1)

Phenyl Chloroformate  
 $C_7H_5ClO_2$  (CAS Reg. No. 1885-14-9)

2-Ethylhexyl Chloroformate  
 $C_9H_{17}ClO_2$  (CAS Reg. No. 24468-13-1)

Ethyl Chlorothioformate  
 $C_3H_5ClO-S$  (CAS Reg. No. 2941-64-2)

## PREFACE

1 Under the authority of the Federal Advisory Committee Act (FACA) P. L. 92-463 of 1972, the  
2 National Advisory Committee for Acute Exposure Guideline Levels for Hazardous Substances  
3 (NAC/AEGL Committee) has been established to identify, review and interpret relevant toxicologic and  
4 other scientific data and develop AEGLs for high priority, acutely toxic chemicals.  
5

6 AEGLs represent threshold exposure limits for the general public and are applicable to emergency  
7 exposure periods ranging from 10 minutes to 8 hours. Three levels — AEGL-1, AEGL-2 and AEGL-3  
8 — are developed for each of five exposure periods (10 and 30 minutes, 1 hour, 4 hours, and 8 hours) and  
9 are distinguished by varying degrees of severity of toxic effects. The three AEGLs are defined as  
10 follows:  
11

12 AEGL-1 is the airborne concentration (expressed as parts per million or milligrams per cubic meter  
13 [ppm or mg/m<sup>3</sup>]) of a substance above which it is predicted that the general population, including  
14 susceptible individuals, could experience notable discomfort, irritation, or certain asymptomatic,  
15 non-sensory effects. However, the effects are not disabling and are transient and reversible upon  
16 cessation of exposure.  
17

18 AEGL-2 is the airborne concentration (expressed as ppm or mg/m<sup>3</sup>) of a substance above  
19 which it is predicted that the general population, including susceptible individuals, could experience  
20 irreversible or other serious, long-lasting adverse health effects or an impaired ability to escape.  
21

22 AEGL-3 is the airborne concentration (expressed as ppm or mg/m<sup>3</sup>) of a substance above which it is  
23 predicted that the general population, including susceptible individuals, could experience life-threatening  
24 health effects or death.  
25

26 Airborne concentrations below the AEGL-1 represent exposure levels that could produce mild and  
27 progressively increasing but transient and nondisabling odor, taste, and sensory irritation or certain  
28 asymptomatic, non-sensory effects. With increasing airborne concentrations above each AEGL, there is a  
29 progressive increase in the likelihood of occurrence and the severity of effects described for each  
30 corresponding AEGL. Although the AEGL values represent threshold levels for the general public,  
31 including susceptible subpopulations, such as infants, children, the elderly, persons with asthma, and  
32 those with other illnesses, it is recognized that individuals, subject to unique or idiosyncratic responses,  
33 could experience the effects described at concentrations below the corresponding AEGL.

**TABLE OF CONTENTS**

1  
2  
3  
4 PREFACE ..... ii  
5  
6 CHAPTER I. General Information for Selected Chloroformates ..... I-1  
7  
8 CHAPTER II. Methyl Chloroformate ..... II-1  
9  
10 CHAPTER III. Ethyl Chloroformate ..... III-1  
11  
12 CHAPTER IV. Propyl Chloroformate ..... IV-1  
13  
14 CHAPTER V. Isopropyl Chloroformate ..... V-1  
15  
16 CHAPTER VI. Allyl Chloroformate. .... VI-1  
17  
18 CHAPTER VII. n-Butyl Chloroformate, Isobutyl Chloroformate, sec-Butyl Chloroformate VII-1  
19  
20 CHAPTER VIII. Benzyl Chloroformate ..... VIII-1  
21  
22 CHAPTER IX. Phenyl Chloroformate ..... IX-1  
23  
24 CHAPTER X. 2-Ethylhexyl Chloroformate ..... X-1  
25  
26 CHAPTER XI. Ethyl Chlorothioformate ..... X-1  
27  
28

**INTERIM 1: 05/2008**

**Methyl Chloroformate, Ethyl Chloroformate, Propyl Chloroformate, Isopropyl Chloroformate, Allyl Chloroformate, n-Butyl Chloroformate, Isobutyl Chloroformate, sec-Butyl Chloroformate, Ethyl Chlorothioformate, Benzyl Chloroformate, Phenyl Chloroformate, 2-Ethylhexyl Chloroformate**

1  
2

**CHAPTER I:  
GENERAL INFORMATION FOR SELECTED CHLOROFORMATES**

**TABLE OF CONTENTS: CHAPTER I:  
GENERAL INFORMATION FOR SELECTED CHLOROFORMATES**

1  
2  
3  
4 I.1 General Chemical and Physical Properties ..... I-3  
5  
6 I.2 Production and Use ..... I-7  
7  
8 I.3 Absorption, Metabolism, Disposition, and Excretion ..... I-7  
9  
10 I.4 Mechanism of Toxicity ..... I-7  
11  
12 I.5 Concurrent Exposure Issues ..... I-8  
13  
14 I.6 Species Sensitivity ..... I-8  
15  
16 I.7 Temporal Extrapolation ..... I-8  
17  
18 I.8 References ..... I-8  
19  
20  
21

**LIST OF TABLES: CHAPTER I. GENERAL INFORMATION**

22  
23  
24 I-1. Chemical and Physical Data for Methyl Chloroformate ..... I-3  
25 I-2. Chemical and Physical Data for Ethyl Chloroformate ..... I-4  
26 I-3. Chemical and Physical Data for Propyl Chloroformate ..... I-4  
27 I-4. Chemical and Physical Data for Isopropyl Chloroformate ..... I-4  
28 I-5. Chemical and Physical Data for Allyl Chloroformate ..... I-5  
29 I-6. Chemical and Physical Data for n-Butyl Chloroformate ..... I-5  
30 I-7. Chemical and Physical Data for Isobutyl Chloroformate ..... I-6  
31 I-8. Chemical and Physical Data for sec-Butyl Chloroformate ..... I-6  
32 I-9. Chemical and Physical Data for Benzyl Chloroformate ..... I-6  
33 I-10. Chemical and Physical Data for Phenyl Chloroformate ..... I-6  
34 I-11. Chemical and Physical Data for 2-Ethylhexyl Chloroformate ..... I-6  
35 I-12. Chemical and Physical Data for Ethyl Chlorothioformate ..... I-6  
36  
37

**I.1 General Chemical and Physical Properties**

Chloroformates are generally clear, colorless liquids with relatively low freezing points and relatively high boiling points (>100°C). They are soluble in organic solvents, and hydrolyze in water. Lower chloroformates (such as methyl and ethyl chloroformate) hydrolyze rapidly in water at room temperature, and the higher and aromatic chloroformates hydrolyze more slowly at room temperature (Kreutzberger, 2003).

The chloroformates are reactive compounds possessing both acid chloride and alkyl substituents. The alkyl substituent is responsible for the thermal stability of the chloroformate in the following order of decreasing stability: aryl > primary alkyl > secondary alkyl > tertiary alkyl (Kreutzberger, 2003).

Available physicochemical properties of the title chloroformates are presented in Tables I-1 through I-12.

TABLE I-1. Chemical and Physical Data for Methyl Chloroformate		
Characteristic/Property	Data	Reference
Common Name	Methyl Chloroformate	HSDB, 2005a
Synonyms	Carbonochloridic acid, methylethyl ester; Chlorocarbonic acid, methylethyl ester; Chloroformic acid methyl ester; Formic acid, chloro-, methyl ester; Methyl chlorocarbonate; K-stoff; Methoxycarbonyl chloride; TL 438	HSDB, 2005a
CAS Registry No.	79-22-1	HSDB, 2005a
Chemical Formula	C <sub>2</sub> H <sub>3</sub> ClO <sub>2</sub>	HSDB, 2005a
Molecular Weight	94.5	HSDB, 2005a
Physical State	Colorless liquid	HSDB, 2005a
Vapor Pressure	108.5 mm Hg at 25°C	HSDB, 2005a
Vapor Density	3.26 g/L (air = 1)	HSDB, 2005a
Density/Specific Gravity	1.223 g/cm <sup>3</sup>	HSDB, 2005a
Melting/Boiling/Flash Point	-61°C/71.0°C/12.2°C	HSDB, 2005a
Solubility	slightly soluble (hydrolyzes) in water; Soluble in chloroform, benzene, alcohol, ether	HSDB, 2005a
Conversion factors in air	1 mg/m <sup>3</sup> = 0.26 ppm 1 ppm = 3.9 mg/m <sup>3</sup>	

**INTERIM 1: 05/2008**

**Methyl Chloroformate, Ethyl Chloroformate, Propyl Chloroformate, Isopropyl Chloroformate, Allyl Chloroformate, n-Butyl Chloroformate, Isobutyl Chloroformate, sec-Butyl Chloroformate, Ethyl Chlorothioformate, Benzyl Chloroformate, Phenyl Chloroformate, 2-Ethylhexyl Chloroformate**

1  
2  
3  
4  
5  
6  
7  
8  
9  
10  
11  
12  
13  
14  
15  
16  
17  
18  
19  
20  
21  
22  
23  
24  
25  
26  
27  
28  
29  
30  
31  
32  
33

<b>TABLE I-2. Chemical and Physical Data for Ethyl Chloroformate</b>		
<b>Characteristic/Property</b>	<b>Data</b>	<b>Reference</b>
Common Name	Ethyl Chloroformate	HSDB, 2005b
Synonyms	Ethyl chlorocarbonate	HSDB, 2005b
CAS Registry No.	541-41-3	HSDB, 2005b
Chemical Formula	C <sub>3</sub> H <sub>5</sub> ClO <sub>2</sub>	HSDB, 2005b
Molecular Weight	108.53	HSDB, 2005b
Physical State	Water-white liquid	HSDB, 2005b
Vapor Pressure	22.4 mm Hg at 25EC	HSDB, 2005b
Vapor Density	3.7 g/L (air = 1)	HSDB, 2005b
Density/Specific Gravity	1.403 g/cm <sup>3</sup>	HSDB, 2005b
Melting/Boiling/Flash Point	-80.6EC/95EC/27.8EC	HSDB, 2005b
Solubility	Gradually decomposes in water	HSDB, 2005b
Conversion factors in air	1 mg/m <sup>3</sup> = 0.23 ppm 1 ppm = 4.4 mg/m <sup>3</sup>	

<b>TABLE I-3. Chemical and Physical Data for Propyl Chloroformate</b>		
<b>Characteristic/Property</b>	<b>Data</b>	<b>Reference</b>
Common Name	Propyl Chloroformate	HSDB, 2005c
Synonyms	Carbonochloridic acid, propyl ester; Formic acid, chloro-, propyl ester; Propyl chlorocarbonate; N-Propyl chloroformate	HSDB, 2005c
CAS Registry No.	109-61-5	HSDB, 2005c
Chemical Formula	C <sub>4</sub> H <sub>7</sub> ClO <sub>2</sub>	HSDB, 2005c
Molecular Weight	122.55	HSDB, 2005c
Physical State	Colorless liquid	HSDB, 2005c
Vapor Pressure	20 mm Hg at 25EC	HSDB, 2005c
Vapor Density	4.2 g/L (air = 1)	HSDB, 2005c
Density/Specific Gravity	1.09 g/cm <sup>3</sup>	HSDB, 2005c
Boiling/Flash Point	112.4EC/34.4EC	HSDB, 2005c
Solubility	Miscible in chloroform, benzene, ether	HSDB, 2005c
Conversion factors in air	1 mg/m <sup>3</sup> = 0.20 ppm 1 ppm = 5.0 mg/m <sup>3</sup>	

<b>TABLE I-4. Chemical and Physical Data for Isopropyl Chloroformate</b>		
<b>Characteristic/Property</b>	<b>Data</b>	<b>Reference</b>
Common Name	Isopropyl Chloroformate	HSDB, 2005d

**INTERIM 1: 05/2008**

**Methyl Chloroformate, Ethyl Chloroformate, Propyl Chloroformate, Isopropyl Chloroformate, Allyl Chloroformate, n-Butyl Chloroformate, Isobutyl Chloroformate, sec-Butyl Chloroformate, Ethyl Chlorothioformate, Benzyl Chloroformate, Phenyl Chloroformate, 2-Ethylhexyl Chloroformate**

1	Synonyms	Carbonochloride acid, 1-methylethyl ester; Carbonochloridic acid, 1-methylethyl ester; Chloroformic acid isopropyl ester; Formic acid, chloro-, isopropyl ester; Isopropyl chlorocarbonate; Isopropyl chloromethonate	HSDB, 2005d
2	CAS Registry No.	108-23-6	HSDB, 2005d
3	Chemical Formula	C <sub>4</sub> H <sub>7</sub> ClO <sub>2</sub>	HSDB, 2005d
4	Molecular Weight	122.55	HSDB, 2005d
5	Physical State	Colorless liquid	HSDB, 2005d
6	Vapor Pressure	100 mm Hg at 47EC	HSDB, 2005d
7	Vapor Density	4.2 g/L (air = 1)	HSDB, 2005d
8	Density/Specific Gravity	1.08 g/cm <sup>3</sup>	HSDB, 2005d
9	Boiling/Flash Point	104.6EC/27.8EC	HSDB, 2005d
10	Solubility	Soluble in ether; hydrolyzes in water	HSDB, 2005d
11	Conversion factors in air	1 mg/m <sup>3</sup> = 0.20 ppm 1 ppm = 5.0 mg/m <sup>3</sup>	

**TABLE I-5. Chemical and Physical Data for Allyl Chloroformate**

Characteristic/Property	Data	Reference	
15	Common Name	Allyl Chloroformate	HSDB, 2005e
16	Synonyms	Chloroformic acid, allyl ester; Allyl Chlorocarbonate	HSDB, 2005e
17	CAS Registry No.	2937-50-0	HSDB, 2005e
18	Chemical Formula	C <sub>4</sub> H <sub>5</sub> ClO <sub>2</sub>	HSDB, 2005e
19	Molecular Weight	120.54	HSDB, 2005e
20	Physical State	Colorless liquid	HSDB, 2005e
21	Vapor Pressure	20 mm Hg at 25EC	HSDB, 2005e
22	Vapor Density	4.2 g/L (air = 1)	HSDB, 2005e
23	Density/Specific Gravity	1.14 g/cm <sup>3</sup>	HSDB, 2005e
24	Boiling/Flash Point	110EC/31.1EC	HSDB, 2005e
25	Solubility	Hydrolyzes in water	HSDB, 2005e
26	Conversion factors in air	1 mg/m <sup>3</sup> = 0.20 ppm 1 ppm = 4.9 mg/m <sup>3</sup>	

**TABLE I-6. Chemical and Physical Data for n-Butyl Chloroformate**

Characteristic/Property	Data	Reference	
29	Common Name	n-butyl Chloroformate	Kreutzberger, 2003
31	Synonyms	Butyl chlorocarbonate; Butoxycarbonyl chloride; Chloroformic acid, butyl ester	BG Chemie, 2005



**INTERIM 1: 05/2008**

**Methyl Chloroformate, Ethyl Chloroformate, Propyl Chloroformate, Isopropyl Chloroformate, Allyl Chloroformate, n-Butyl Chloroformate, Isobutyl Chloroformate, sec-Butyl Chloroformate, Ethyl Chlorothioformate, Benzyl Chloroformate, Phenyl Chloroformate, 2-Ethylhexyl Chloroformate**

1	CAS Registry No.	592-34-7	Kreutzberger, 2003
2	Chemical Formula	C <sub>5</sub> H <sub>9</sub> ClO <sub>2</sub>	Kreutzberger, 2003
3	Molecular Weight	136.58	Kreutzberger, 2003
4	Physical State	liquid	BG Chemie, 2005
5	Vapor Pressure	7 hPa at 20EC	BG Chemie, 2005
6	Vapor Density	-	-
7	Density/Specific Gravity	1.06 g/cm <sup>3</sup>	Kreutzberger, 2003
8	Solubility	Poorly soluble (hydrolyzes) in water; Miscible in ether; soluble in acetone and ethanol	BG Chemie, 2005
9	Boiling/Flash Point	77.6EC/46.0EC	Kreutzberger, 2003
10	Conversion factors in air	1 mg/m <sup>3</sup> = 0.18 ppm 1 ppm = 5.6 mg/m <sup>3</sup>	

**TABLE I-7. Chemical and Physical Data for Isobutyl Chloroformate**

Characteristic/Property	Data	Reference
Common Name	Isobutyl Chloroformate	Kreutzberger, 2003
Synonyms	Carbonochloridic acid, 2-methylpropyl ester; Isobutyl chlorocarbonate	O'Neil et al., 2001
CAS Registry No.	543-27-1	O'Neil et al., 2001
Chemical Formula	C <sub>5</sub> H <sub>10</sub> ClO <sub>2</sub>	O'Neil et al., 2001
Molecular Weight	136.58	O'Neil et al., 2001
Physical State	Clear liquid	O'Neil et al., 2001
Vapor Pressure	-	-
Vapor Density	-	-
Density/Specific Gravity	1.04 g/cm <sup>3</sup>	O'Neil et al., 2001
Boiling/Flash Point	130EC/39.4EC	O'Neil et al., 2001
Solubility	Miscible in chloroform, benzene, ether; Gradually decomposes in water	O'Neil et al., 2001
Conversion factors in air	1 mg/m <sup>3</sup> = 0.18 ppm 1 ppm = 5.6 mg/m <sup>3</sup>	

**TABLE I-8. Chemical and Physical Data for sec-Butyl Chloroformate**

Characteristic/Property	Data	Reference
Common Name	sec-Butyl Chloroformate	Kreutzberger, 2003
Synonyms	Carbonochloridic acid, 1-methylpropyl ester	NLM, 2005
CAS Registry No.	17462-58-7	NLM, 2005
Chemical Formula	C <sub>5</sub> H <sub>9</sub> ClO <sub>2</sub>	Kreutzberger, 2003

**INTERIM 1: 05/2008**

**Methyl Chloroformate, Ethyl Chloroformate, Propyl Chloroformate, Isopropyl Chloroformate, Allyl Chloroformate, n-Butyl Chloroformate, Isobutyl Chloroformate, sec-Butyl Chloroformate, Ethyl Chlorothioformate, Benzyl Chloroformate, Phenyl Chloroformate, 2-Ethylhexyl Chloroformate**

1	Molecular Weight	136.58	Kreutzberger, 2003
2	Physical State	Colorless liquid	Kreutzberger, 2003
3	Vapor Pressure	-	-
4	Vapor Density	-	-
5	Density/Specific Gravity	1.049 g/cm <sup>3</sup>	Kreutzberger, 2003
6	Boiling/Flash Point	NA/35.6EC	Kreutzberger, 2003
7	Solubility	-	-
8	Conversion factors in air	1 mg/m <sup>3</sup> = 0.18 ppm 1 ppm = 5.6 mg/m <sup>3</sup>	

**TABLE I-9. Chemical and Physical Data for Benzyl Chloroformate**

Characteristic/Property	Data	Reference
Common Name	Benzyl Chloroformate	Kreutzberger, 2003
Synonyms	Carbonochloridic acid phenyl methyl ester; Carbobenzoxy chlorode; Chloroformic acid benzyl ester; Benzyl carbonyl chloride	O'Neil et al., 2001
CAS Registry No.	501-53-1	O'Neil et al., 2001
Chemical Formula	C <sub>8</sub> H <sub>7</sub> ClO <sub>2</sub>	O'Neil et al., 2001
Molecular Weight	170.60	O'Neil et al., 2001
Physical State	Clear to pale yellow liquid	HSDB, 2006
Vapor Pressure	0.009 kPa at 85-87EC	IPCS, 1999
Vapor Density	1 g/L (air = 1)	IPCS, 1999
Density/Specific Gravity	1.22 g/cm <sup>3</sup>	Kreutzberger, 2003
Boiling/Flash Point	103EC/80EC	O'Neil et al., 2001
Solubility	Decomposes in water	O'Neil et al., 2001
Conversion factors in air	1 mg/m <sup>3</sup> = 0.14 ppm 1 ppm = 7.0 mg/m <sup>3</sup>	

**TABLE I-10. Chemical and Physical Data for Phenyl Chloroformate**

Characteristic/Property	Data	Reference
Common Name	Phenyl Chloroformate	Kreutzberger, 2003
Synonyms	Carbonochloridic acid phenyl ester; Phenyl chlorocarbonate; Phenoxycarbonyl chloride; Formic acid, chloro-, phenyl ester	IPCS, 2005
CAS Registry No.	1885-14-9	IPCS, 2005
Chemical Formula	C <sub>7</sub> H <sub>5</sub> ClO <sub>2</sub>	IPCS, 2005
Molecular Weight	156.6	IPCS, 2005
Physical State	Colorless liquid	IPCS, 2005

**INTERIM 1: 05/2008**

**Methyl Chloroformate, Ethyl Chloroformate, Propyl Chloroformate, Isopropyl Chloroformate, Allyl Chloroformate, n-Butyl Chloroformate, Isobutyl Chloroformate, sec-Butyl Chloroformate, Ethyl Chlorothioformate, Benzyl Chloroformate, Phenyl Chloroformate, 2-Ethylhexyl Chloroformate**

Vapor Pressure	90 Pa at 20EC	IPCS, 2005
Vapor Density	5.41 g/L (air = 1)	IPCS, 2005
Density/Specific Gravity	1.25 g/cm <sup>3</sup>	Kreutzberger, 2003
Boiling/Flash Point	188-189EC/69EC	IPCS, 2005
Solubility	Decomposes in water	IPCS, 2005
Conversion factors in air	1 mg/m <sup>3</sup> = 0.16 ppm 1 ppm = 6.4 mg/m <sup>3</sup>	

**TABLE I-11. Chemical and Physical Data for 2-Ethylhexyl Chloroformate**

Characteristic/Property	Data	Reference
Common Name	2-Ethylhexyl Chloroformate	Kreutzberger, 2003
Synonyms	Chloroformic acid 2-ethylhexyl ester; Carbonochloridic acid, 2-ethylhexyl ester; 2-Ethylhexyl chlorocarbonate; Formic acid, chloro-, 2-ethylhexyl ester	RTECS, 2005
CAS Registry No.	24468-13-1	RTECS, 2005
Chemical Formula	C <sub>9</sub> H <sub>17</sub> ClO <sub>2</sub>	RTECS, 2005
Molecular Weight	192.71	RTECS, 2005
Physical State	Clear, colorless liquid	RTECS, 2005
Vapor Pressure	1 mm Hg at 45EC	RTECS, 2005
Vapor Density	>1 g/L (air = 1)	RTECS, 2005
Density/Specific Gravity	0.9914 g/cm <sup>3</sup>	Kreutzberger, 2003
Boiling/Flash Point	208EC/NA	Kreutzberger, 2003
Solubility	Decomposes in water	RTECS, 2005
Conversion factors in air	1 mg/m <sup>3</sup> = 0.13 ppm 1 ppm = 7.9 mg/m <sup>3</sup>	

**TABLE I-12. Chemical and Physical Data for Ethyl Chlorothioformate**

Characteristic/Property	Data	Reference
Common Name	Ethyl Chlorothioformate	HSDB, 2005f
Synonyms	Ethylthiol chloroformate; Ethylthiocarbonyl chloride; Formin acid, chlorothio-, S-ethyl ester	HSDB, 2005f
CAS Registry No.	2941-64-2	HSDB, 2005f
Chemical Formula	C <sub>3</sub> H <sub>5</sub> ClO-S	HSDB, 2005f
Molecular Weight	124.59	HSDB, 2005f
Physical State	Amber liquid	Stauffer Chemical Company, 1983
Vapor Pressure	8.3 mm Hg at 21EC	Stauffer Chemical Company, 1983

**INTERIM 1: 05/2008**

**Methyl Chloroformate, Ethyl Chloroformate, Propyl Chloroformate, Isopropyl Chloroformate, Allyl Chloroformate, n-Butyl Chloroformate, Isobutyl Chloroformate, sec-Butyl Chloroformate, Ethyl Chlorothioformate, Benzyl Chloroformate, Phenyl Chloroformate, 2-Ethylhexyl Chloroformate**

Vapor Density	-	-
Density/Specific Gravity	1.19 g/cm <sup>3</sup>	Stauffer Chemical Company, 1983
Freezing/Boiling/Flash Point	-60EC/132EC/51.7EC	Stauffer Chemical Company, 1983
Solubility	decomposes in water	Stauffer Chemical Company, 1983
Conversion factors in air	1 mg/m <sup>3</sup> = 0.20 ppm 1 ppm = 5.1 mg/m <sup>3</sup>	

**I.2 Production and Use**

Chloroformates are produced by the reaction of phosgene with alcohols or phenols. The alkyl chloroformates of low molecular weight alcohols are prepared by reaction of anhydrous alcohols with a molar excess of chlorine-free phosgene at low temperature. Hydrogen chloride is evolved during the reaction and is collected in a tower with recovered excess phosgene (Kreutzberger, 2003).

Chloroformates are used as intermediates in the synthesis of pesticides, herbicides, perfumes, pharmaceuticals, foods, polymers, and dyes. Chloroformates are also used for conversion to peroxydicarbonates, which then serve as free radical initiators for polymerization of vinyl chloride, ethylene, and other unsaturated monomers (Kreutzberger, 2003).

**I.3 Absorption, Metabolism, Disposition and Excretion**

Information concerning the metabolism and disposition of chloroformates was not located in the available literature.

**I.4 Mechanism of Toxicity**

Chloroformates hydrolyze in water or moist air to produce the parent hydroxy compound, hydrogen chloride, carbon dioxide, and a carbonate. They are direct-acting contact irritants, and are corrosive to the eyes, skin, gastrointestinal and respiratory tracts. Inhalation may result in coughing, labored breathing, sore throat, unconsciousness, convulsions, and death. Lung edema frequently occurs, and symptoms of this edema may not manifest for several hours after exposure and may be aggravated by physical exertion. Ingestion may result in a burning sensation of the digestive tract, nausea, vomiting, and abdominal pain (Kreutzberger, 2003).

**I.5 Concurrent Exposure Issues**

No information was located concerning exposure to chloroformates in conjunction with other chemicals that might be found concurrently in the workplace or environment.

**I.6 Species Sensitivity**

**INTERIM 1: 05/2008**

**Methyl Chloroformate, Ethyl Chloroformate, Propyl Chloroformate, Isopropyl Chloroformate, Allyl Chloroformate, n-Butyl Chloroformate, Isobutyl Chloroformate, sec-Butyl Chloroformate, Ethyl Chlorothioformate, Benzyl Chloroformate, Phenyl Chloroformate, 2-Ethylhexyl Chloroformate**

1 No rigorous comparative information concerning species differences and acute chloroformate  
2 toxicity were located. However, given their highly-reactive nature and the fact that  
3 chloroformates are direct-acting irritants, little interspecies variability would be expected.  
4 Limited RD<sub>50</sub> data for methyl, ethyl, propyl, isopropyl, isoobutyl, sec-butyl, and phenyl  
5 chloroformates seem to suggest that the mouse may be more sensitive than the rat. However,  
6 this is likely an artifact of the RD<sub>50</sub> procedure stressing the mice (restrained with collar), and is  
7 not likely indicative of an increased sensitivity to chloroformates.

8  
9 **I.7 Temporal Extrapolation**

10  
11 The concentration-exposure time relationship for many irritant and systemically-acting  
12 vapors and gases can be described by the relationship  $c^n \times t = k$ , where the exponent,  $n$ , ranges  
13 from 0.8 to 3.5 (ten Berge et al., 1986). Thus, exponential scaling ( $C^n \times t = k$ ) will be used to  
14 derive exposure duration-specific AEGL values for the chloroformates.

15  
16 Empirical data were not available for derivation of the exponent “ $n$ ” for any of the title  
17 chloroformates. In the absence of chemical specific data, an  $n$  of 3 will be applied to extrapolate  
18 to shorter time periods, and an  $n$  of 1 will be applied to extrapolate to longer time periods, to  
19 provide AEGL values that would be protective of human health (NRC, 2001).  
20

1       **I. 8 References**

2  
3       BG Chemie. 2005. Chlorofomic acid butyl ester. CAS No. 592-34-7. Toxicological Evaluation  
4       No. 160. Updated 02/2005. BG Chemie (Institution for Statutory Accident Insurance and  
5       Prevention in the Chemical Industry). Heilelberg, Germany.

6  
7       HSDB (Hazardous Substances Data Bank). 2005a. Methyl Chloroformate. Retrieved online  
8       July, 2005. National Library of Medicine. National Institutes of Health.

9  
10       HSDB (Hazardous Substances Data Bank). 2005b. Ethyl Chloroformate. Retrieved online July,  
11       2005. National Library of Medicine. National Institutes of Health.

12  
13       HSDB (Hazardous Substances Data Bank). 2005c. Propyl Chloroformate. Retrieved online  
14       July, 2005. National Library of Medicine. National Institutes of Health.

15  
16       HSDB (Hazardous Substances Data Bank). 2005d. Isopropyl Chloroformate. Retrieved online  
17       July, 2005. National Library of Medicine. National Institutes of Health.

18  
19       HSDB (Hazardous Substances Data Bank). 2005e. Allyl Chloroformate. Retrieved online July,  
20       2005. National Library of Medicine. National Institutes of Health.

21  
22       HSDB (Hazardous Substances Data Bank). 2005f. Ethyl Chlorothioformate. Retrieved online  
23       July, 2005. National Library of Medicine. National Institutes of Health.

24  
25       HSDB (Hazardous Substances Data Bank). 2006. Benzyl Chloroformate. Retrieved online  
26       February, 2006. National Library of Medicine. National Institutes of Health.

27  
28       IPCS. 1999. Benzyl Chloroformate. International Chemical Safety Card. International  
29       Programme on Chemical Safety and the Commission of the European Communities. Retrieved  
30       online February, 2006.

31  
32       IPCS. 2005. Phenyl Chloroformate. International Chemical Safety Card. International  
33       Programme on Chemical Safety and the Commission of the European Communities. Retrieved  
34       online February, 2006.

35  
36       Kreutzberger, C.B. 2003. Chloroformates and Carbonates. Kirk-Othmer Encyclopedia of  
37       Chemical Technology. John Wiley and Sons.

38  
39       NLM (National Library of Medicine). 2005. Carbonochloridic acid, 1-methylpropyl ester.  
40       ChemIDplus. Retrieved online June, 2005.

41  
42       NRC (National Research Council). 2001. Standing Operating Procedures for Developing Acute  
43       Exposure Guideline Levels for Hazardous Substances. National Academy Press, Washington,  
44       D.C.

**INTERIM 1: 05/2008**

**Methyl Chloroformate, Ethyl Chloroformate, Propyl Chloroformate, Isopropyl Chloroformate, Allyl Chloroformate, n-Butyl Chloroformate, Isobutyl Chloroformate, sec-Butyl Chloroformate, Ethyl Chlorothioformate, Benzyl Chloroformate, Phenyl Chloroformate, 2-Ethylhexyl Chloroformate**

1 O'Neil M.J., Smith A., Heckelman P.E., Eds. 2001. The Merck Index. 13th ed. Merck and Co.,  
2 Whitehouse Station, NJ. (p. 921- isobutyl chloroformate) (p. 1807- benzyl chloroformate).  
3  
4 RTECS (Registry of Toxic Effects on Chemical Substances). 2005. 2-Ethylhexyl  
5 Chloroformate. Retrieved Online February, 2006.  
6  
7 Stauffer Chemical Company. 1983. Initial Submission: T-10712: Acute inhalation toxicity of  
8 ethyl chlorothioformate in rats with cover letter dated 082892. OTS0538464.  
9  
10 ten Berge, W.F., Zwart, A. and Appelman, L.M. 1986. Concentration-time mortality response  
11 relationship of irritant and systemically acting vapours and gases. J. Hazardous Materials  
12 13:301-309.  
13  
14  
15

**INTERIM 1: 05/2008**

**Methyl Chloroformate, Ethyl Chloroformate, Propyl Chloroformate, Isopropyl Chloroformate, Allyl Chloroformate, n-Butyl Chloroformate, Isobutyl Chloroformate, sec-Butyl Chloroformate, Ethyl Chlorothioformate, Benzyl Chloroformate, Phenyl Chloroformate, 2-Ethylhexyl Chloroformate**

1  
2  
3  
4  
5

**CHAPTER II. METHYL CHLOROFORMATE**



**TABLE OF CONTENTS: CHAPTER II: METHYL CHLOROFORMATE**

1  
2  
3  
4  
5  
6 LIST OF TABLES ..... II-4  
7  
8 SUMMARY ..... II-5  
9  
10 II.1. HUMAN TOXICITY DATA ..... II-7  
11 II.1.1 Acute Lethality ..... II-7  
12 II.1.2 Non-lethal Toxicity ..... II-7  
13 II.1.2.1 Case Reports ..... II-7  
14 II.1.3 Developmental/Reproductive Toxicity ..... II-8  
15 II.1.4 Genotoxicity ..... II-8  
16 II.1.5 Carcinogenicity ..... II-8  
17 II.1.6 Summary ..... II-8  
18  
19 II.2. ANIMAL TOXICITY DATA ..... II-8  
20 II.2.1 Acute Lethality ..... II-8  
21 II.2.1.1. Rats ..... II-8  
22 II.2.1.2. Mice ..... II-10  
23 II.2.2 Repeated Exposure ..... II-10  
24 II.2.3 Developmental/Reproductive Toxicity ..... II-11  
25 II.2.4 Genotoxicity ..... II-11  
26 II.2.5 Carcinogenicity ..... II-11  
27 II.2.6 Summary ..... II-11  
28  
29 II.3. DATA ANALYSIS AND AEGL-1 ..... II-12  
30 II.3.1 Human Data Relevant to AEGL-1 ..... II-12  
31 II.3.2 Animal Data Relevant to AEGL-1 ..... II-12  
32 II.3.3 Derivation of AEGL-1 ..... II-12  
33  
34 II.4. DATA ANALYSIS AND AEGL-2 ..... II-13  
35 II.4.1 Human Data Relevant to AEGL-2 ..... II-13  
36 II.4.2 Animal Data Relevant to AEGL-2 ..... II-13  
37 II.4.3 Derivation of AEGL-2 ..... II-13  
38  
39 II.5. DATA ANALYSIS AND AEGL-3 ..... II-14  
40 II.5.1 Human Data Relevant to AEGL-3 ..... II-14  
41 II.5.2 Animal Data Relevant to AEGL-3 ..... II-14  
42 II.5.3 Derivation of AEGL-3 ..... II-14  
43  
44 II.6. SUMMARY OF AEGLS ..... II-15  
45 II.6.1 AEGL Values and Toxicity Endpoints ..... II-15

**INTERIM 1: 05/2008**

**Methyl Chloroformate, Ethyl Chloroformate, Propyl Chloroformate, Isopropyl Chloroformate, Allyl Chloroformate, n-Butyl Chloroformate, Isobutyl Chloroformate, sec-Butyl Chloroformate, Ethyl Chlorothioformate, Benzyl Chloroformate, Phenyl Chloroformate, 2-Ethylhexyl Chloroformate**

1	II.6.2 Other Exposure Criteria . . . . .	II-15
2	II.6.3 Data Quality and Research Needs . . . . .	II-15
3		
4	II.7. REFERENCES . . . . .	II-16
5		
6	APPENDIX II-A: Time Scaling Calculations for Methyl Chloroformate . . . . .	II-A-1
7	APPENDIX II-B: Derivation Summary for Methyl Chloroformate . . . . .	II-B-1
8	APPENDIX II-C: Category Plot for Methyl Chloroformate . . . . .	II-C-1
9	APPENDIX II-D: Benchmark Concentration Calculation for Methyl Chloroformate . . . . .	II-D-1

**LIST OF TABLES: CHAPTER II. METHYL CHLOROFORMATE**

1  
2  
3 Summary of AEGL Values For Methyl Chloroformate ..... II-5  
4 II-1. Mortality of Rats Exposed to Methyl Chloroformate for 1-hour ..... II-9  
5 II-2. Mortality of Rats Exposed to Methyl Chloroformate for 1-hour ..... II-9  
6 II-3. Mortality of Rats Exposed to Methyl Chloroformate for 4-hours ..... II-10  
7 II-4. Mortality of Rats Exposed to Methyl Chloroformate for 4-hours ..... II-11  
8 II-5. Exposure of Male Swiss-Webster mice to Methyl Chloroformate for 30-minutes ... II-12  
9 II-6. Summary of Inhalation Data of Animals Exposed to Methyl Chloroformate ..... II-14  
10 II-7. AEGL-1 Values for Methyl Chloroformate ..... II-17  
11 II-8. AEGL-2 Values for Methyl Chloroformate ..... II-18  
12 II-9. AEGL-3 Values for Methyl Chloroformate ..... II-19  
13 II-10. Summary of AEGL Values For Methyl Chloroformate ..... II-20  
14  
15  
16  
17

**SUMMARY: Methyl Chloroformate**

Data were insufficient for derivation of AEGL-1 values for methyl chloroformate. Therefore, AEGL-1 values are not recommended.

No acute inhalation data consistent with the definition of AEGL-2 with both concentration and duration parameters were available. Therefore, the AEGL-2 values for methyl chloroformate were based upon a 3-fold reduction in the AEGL-3 values; this is considered an estimate of a threshold for irreversible effects (NRC, 2001). This approach is justified based on the steep concentration curve with regard to lethality (4-hour rat LC<sub>50</sub>: 51-53 ppm, 0% mortality in rats exposed to 45 ppm and 80% mortality in rats exposed to 57 ppm for 4 hours (Hoechst, 1986); 1-hour rat LC<sub>50</sub>: 100 ppm; rats exposed to 26 ppm for 1-hr were clinically normal and had no mortality (Fisher et al., 1981)).

The calculated 4-hr BMCL<sub>05</sub> value in rats (42.4 ppm) (Hoechst, 1986) was used as the point-of-departure for methyl chloroformate AEGL-3 values. This concentration is considered a threshold for lethality and is supported by the fact that no deaths were observed in rats exposed to 45 ppm for 4 hours (Hoechst, 1986). Interspecies and intraspecies uncertainty factors of 3 each were applied because methyl chloroformate is highly reactive and clinical signs are likely caused by a direct chemical effect on the tissues; this type of effect is not expected to vary greatly between species or among individuals. Thus, the total uncertainty factor is 10. The concentration-exposure time relationship for many irritant and systemically-acting vapors and gases may be described by  $c^n \times t = k$ , where the exponent, n, ranges from 0.8 to 3.5 (ten Berge et al., 1986). To obtain conservative and protective AEGL values in the absence of an empirically derived chemical-specific scaling exponent, temporal scaling was performed using n=3 when extrapolating to shorter time points (10-min, 30-min and 1-hr) and n = 1 when extrapolating to longer time points (8-hours). Time scaling from 4-hours to 10-minutes is justified based on a 1-hr LC<sub>50</sub> study (Bio-Test, 1975); utilizing the BMCL<sub>05</sub> from this study yields a 10-min AEGL-3 value of 13 ppm, which supports the time-scaled value of 12 ppm calculated from Hoechst (1986).

The AEGL values are listed in the table below.

Summary of AEGL Values For Methyl Chloroformate						
Classification	10-Minute	30-Minute	1-Hour	4-Hour	8-Hour	Endpoint (Reference)
AEGL-1 (Nondisabling)	NR	NR	NR	NR	NR	Insufficient Data
AEGL-2 (Disabling)	4.0 ppm (16 mg/m <sup>3</sup> )	2.8 ppm (11 mg/m <sup>3</sup> )	2.2 ppm (8.6 mg/m <sup>3</sup> )	1.4 ppm (5.5 mg/m <sup>3</sup> )	0.70 ppm (2.7 mg/m <sup>3</sup> )	1/3 the AEGL-3 values (Hoechst, 1986)
AEGL-3 (Lethality)	12 ppm (47 mg/m <sup>3</sup> )	8.5 ppm (33 mg/m <sup>3</sup> )	6.7 ppm (26 mg/m <sup>3</sup> )	4.2 ppm (16 mg/m <sup>3</sup> )	2.1 ppm (8.2 mg/m <sup>3</sup> )	Estimated lethality threshold (BMCL <sub>05</sub> ) in the rat after a 4-hour exposure (Hoechst,1986)

NR: Not Recommended. However, absence of a derived AEGL-1 value does not imply that exposure below the AEGL-2 is without adverse effects.

**INTERIM 1: 05/2008**

**Methyl Chloroformate, Ethyl Chloroformate, Propyl Chloroformate, Isopropyl Chloroformate, Allyl Chloroformate, n-Butyl Chloroformate, Isobutyl Chloroformate, sec-Butyl Chloroformate, Ethyl Chlorothioformate, Benzyl Chloroformate, Phenyl Chloroformate, 2-Ethylhexyl Chloroformate**

1     *References:*

2

3     *Fisher, G.L., Prentice, B.A., Wilkinson, G.E., Mosberg, A.T., Chrisp, and M. M. Connell. 1981. Acute vapor*  
4     *inhalation range-finding, LC50, and toxicity study of methyl chloroformate in rats. Report to PPG Industries, Inc.*  
5     *Battelle Columbus Laboratories. Project No. NO920-4400.*

6

7     *Hoechst. 1986. Chloroformic acid methyl ester. Inhalation toxicity in the flow through system in male and female*  
8     *SPF Wistar rats. 4-hour LC<sub>50</sub>. Hollander, H., Weigland, W, Mayer, D., and Langer, K.H. Hoechst Pharmaceutical*  
9     *Research Toxicology. Report No. 86.0432. April 11, 1986.*

10

11     *NRC (National Research Council). 2001. Standing Operating Procedures for Developing Acute Exposure Guideline*  
12     *Levels for Hazardous Chemicals. National Academy Press, Washington, DC.*

13

14     *ten Berge, W.F., Zwart, A. and Appelman, L.M. 1986. Concentration-time mortality response relationship of irritant*  
15     *and systemically acting vapours and gases. J. Hazardous Materials 13:301-309.*

16

17

1  
2  
3  
4  
5  
6  
7  
8  
9  
10  
11  
12  
13  
14  
15  
16  
17  
18  
19  
20  
21  
22  
23  
24  
25  
26  
27  
28  
29  
30  
31  
32  
33  
34  
35  
36  
37  
38  
39  
40  
41  
42  
43  
44

**II.1. HUMAN TOXICITY DATA**

**II.1.1 Acute Lethality**

No data concerning human lethality from methyl chloroformate exposure were located in the available literature.

**II.1.2 Non-lethal Toxicity**

**II.1.2.1 Case Reports**

A healthy 41-year-old chemical production worker inhaled 2-3 breaths of an atmosphere containing methyl chloroformate in the vicinity of leaking equipment (Schuckmann, 1972). The concentration of methyl chloroformate in the discharge was not reported. The worker left the contaminated area immediately because of a penetrating odor and coworkers' warnings. About an hour after exposure, he experienced slight eye irritation and an irritating cough and reported to the medical facility at the factory. Auscultation of lungs was largely unremarkable; isolated respiratory sounds were found in the upper lobes. The next day (about 24 hours later), a follow-up examination was performed. The worker reported increasing cough since early morning and presented with abnormal respiratory sounds in the upper lung lobes during auscultation. A codeine preparation (Codipront) was prescribed and a follow-up examination was scheduled for the next day. However, the worker returned in the afternoon of the same day because of increasingly severe signs and symptoms as the day progressed, as evidenced by extensive abnormal sounds in the upper lung lobes, moderate dyspnea, and a temperature of 37.2EC. The worker was kept for observation over night, with an oxygen supply, a bronchodilator (Brondilat) and 40 mg Urbason i.v. During the night the symptoms receded and the worker slept well to the early morning hours. At that time, the cough resumed and auscultation showed slight dry rales in the right lower lung lobe. The worker was sent home following administration of Omnicillin and Codipront. Examination on the next day revealed no notable complaints. The following day, however, the worker complained of a severely irritating cough and dyspnea; slight cyanosis of the lips was also observed. Auscultation of the lungs, revealing rales in all lung areas, confirmed the subjective findings. The worker was then admitted to the factory's medical facility and stayed there for about three days. Urbason, Brondilat, and Hostacyclin were administered during this time period. The symptoms started to recede with a morning cough still present, and drug treatment was discontinued.

In another report, a 46-year-old male worker was exposed to methyl chloroformate in the process of repairing a methyl chloroformate pipeline (Penkovitch and Anikin, 1988). The liquid soaked his clothes and penetrated to the skin; he reported itching and burning. He was wearing a gas mask during the accident; thus, no inhalation exposure occurred until he removed the gas mask in the shower room. He then reported a sharp, choking smell and developed burning of the eyes, tearing, sore throat, and a cough while showering for 3-5 minutes. Methyl chloroformate concentrations were not reported. He returned to his home and reported no abnormal symptoms for 4-5 hours. He then developed a sore, burning throat, chills, asthma, and productive cough. The asthma and cough progressed, and he was admitted to a hospital 22 hours after the accident.

1 He presented with pulmonary edema which resolved within 24 hours after treatment with  
2 Prednisolone and Lasix.

### 7 **II.1.3 Developmental/Reproductive Toxicity**

8  
9 Developmental or reproductive studies regarding acute human exposure to methyl  
10 chloroformate were not available.

### 12 **II.1.4 Genotoxicity**

13  
14 Genotoxic studies regarding acute human exposure to methyl chloroformate were not  
15 available.

### 17 **II.1.5 Carcinogenicity**

18  
19 Carcinogenicity studies regarding human exposure to methyl chloroformate were not available.  
20

### 21 **II.1.6 Summary**

22  
23 Case reports of methylchloroformate toxicity exist; however, details of exposure concentration  
24 and duration are unreported. Signs of exposure included ocular and upper respiratory irritation  
25 followed by a latent period which ultimately led to pulmonary edema. For the workers in these  
26 reports the latency periods were 36 hours (Schuckmann, 1972) and 22 hours (Penkovitch and  
27 Anikin, 1988). No data concerning lethality, developmental/reproductive toxicity, genotoxicity,  
28 and carcinogenicity in humans from methyl chloroformate exposure were located in the available  
29 literature.

## 31 **II.2 ANIMAL TOXICITY DATA**

### 32 **II.2.1 Lethality**

#### 33 **II.2.1.1 Rats**

34  
35 Groups of five male and five female Charles River albino rats were exposed to 0, 145, 173,  
36 233, or 274 ppm (nominal concentrations) methyl chloroformate vapor for 1 hour, followed by a  
37 14-day observation period (Bio-Test Laboratories, Inc., 1975). Vapor was generated by bubbling  
38 clean, dry air through undiluted methyl chloroformate in a gas washing bottle. The resulting air-  
39 vapor mixture was then introduced into the exposure chamber. The 1-hour LC<sub>50</sub> was determined  
40 to be 163 ppm, and the calculated BMCL<sub>05</sub> is 74 ppm. Males appear to be more sensitive than  
41 females. Hypoactivity, ptosis, ruffed fur, enophthalmus, and dyspnea were observed in all rats  
42 during exposure. Evidence of acute bronchiolitis followed by fibrosis of the pulmonary  
43 parenchyma was observed in animals sacrificed on day 14 post-exposure and in rats that died  
44 during the experiment. Data are summarized in Table II-1.

**INTERIM 1: 05/2008**

**Methyl Chloroformate, Ethyl Chloroformate, Propyl Chloroformate, Isopropyl Chloroformate, Allyl Chloroformate, n-Butyl Chloroformate, Isobutyl Chloroformate, sec-Butyl Chloroformate, Ethyl Chlorothioformate, Benzyl Chloroformate, Phenyl Chloroformate, 2-Ethylhexyl Chloroformate**

1

2

3

4

5

6

7

8

9

10

<b>TABLE II-1*. Mortality of Rats Exposed to Methyl Chloroformate for 1-hour</b>		
<b>Concentration (ppm)</b>	<b>Male</b>	<b>Female</b>
0	0/5	0/5
145	4/5	0/5
173	5/5	2/5
233	5/5	4/5
274	5/5	1/5
BMCL <sub>05</sub>	74 ppm	
LC <sub>50</sub>	163 ppm	

11 \*Bio Test Laboratories, Inc. (1975)

12

13 In another study, groups of ten male Sprague Dawley rats were exposed to 735, 2947, 9610, or

14 66,235 ppm (nominal concentrations) methyl chloroformate for 1 hour (WARF Institute, Inc.,

15 1972). A “semi-portable” exposure chamber containing an exhaust fan for adjustable air flow was

16 utilized. Methyl chloroformate was administered into the incoming air stream just before it

17 entered the chamber port, and exposure concentrations were calculated by dividing the total

18 amount sprayed into the chamber by the total cubic feet of air circulated through the chamber. All

19 animals died within 18 hours of exposure. Data are summarized in Table II-2.

20

21

22

23

24

25

26

27

<b>TABLE II-2*. Mortality of Rats Exposed to Methyl Chloroformate for 1-hour</b>	
<b>Concentration (ppm)</b>	<b>Results</b>
735	10/10 dead at 20 minutes into exposure
2,947	9/10 dead at end of 1-hour exposure; 1/10 dead 2 minutes post-exposure
9,610	5/10 dead at end of 1-hour exposure; 5/10 dead 10 minutes post-exposure
66,235	All 10 animals survived the 1 hour exposure. 7/10 dead 3 hours post-exposure; 3/10 dead within 18 hours post-exposure

28 \*WARF Institute, Inc. (1972)

29

30 Groups of five male and five female Fischer 344 rats (main group) were exposed to 0, 26, 110,

31 133, 159, or 192 ppm methyl chloroformate vapor for 1 hour in a 3-foot wide Hinner-style

32 chamber (Fisher et al., 1981). Methyl chloroformate chamber concentrations were monitored by

33 real time variable pathlength infrared photospectrometry. In addition 10, 10, and 20 rats/sex

34 (satellite rats) were concurrently exposed to 26, 110, or 133 ppm methyl chloroformate,

35 respectively. One satellite rat/sex/concentration and 2 rats/sex at the lower three concentrations of

36 the main group were sacrificed at 4 and 24 hours and 9 or 10 days post-exposure. All other

37 surviving animals were sacrificed 14 days post-exposure. The LC<sub>50</sub> values were 100 ppm for

38 female rats, and between 92 and 123 ppm for male rats at 14 days post-exposure. Respiratory

39 distress occurred in all main group rats at 110, 133, 159, and 192 ppm during the first 24 hours

40 following exposure. The respiratory distress resolved within 24 hours in the 110 ppm group;



**INTERIM 1: 05/2008**

**Methyl Chloroformate, Ethyl Chloroformate, Propyl Chloroformate, Isopropyl Chloroformate, Allyl Chloroformate, n-Butyl Chloroformate, Isobutyl Chloroformate, sec-Butyl Chloroformate, Ethyl Chlorothioformate, Benzyl Chloroformate, Phenyl Chloroformate, 2-Ethylhexyl Chloroformate**

1 however, the effect persisted through day 14 in the other exposure groups and was accompanied by  
2 lethargy, weakness, and inactivity. Concentration-related red or clear ocular and nasal discharge  
3 and gross lung lesions were observed in rats at 110, 133, 159, and 192 ppm. Controls and rats in  
4 the 26 ppm group were clinically normal. Rats in the satellite group responded similarly to  
5 corresponding rats in the main group. In the main study group, decreased mean body weight and  
6 body weight gain were observed in the 110, 133, 159, and 192 ppm rats and correlated with poor  
7 clinical status prior to death or study termination. No effect on body weight was observed in rats  
8 exposed to 26 ppm. Lesions in satellite rats exposed to 110 and 133 ppm were comparable at all  
9 three sacrifice times and included severe degeneration, necrosis, erosion, and ulceration of the  
10 nasal turbinates and tracheal mucosal epithelia; alveolar hemorrhage; and erosion of bronchial and  
11 bronchiolar epithelia. By day 9 or 10, the nasal turbinate effects had resolved, but regeneration  
12 was incomplete and purulent rhinitis persisted. Other respiratory tract and lung lesions seen at 4  
13 and 24 hours had resolved after 9 or 10 days. Pulmonary edema was observed in some rats in the  
14 110, 133, 159, and 192 ppm groups. No pulmonary edema was observed in controls or in the  
15 group receiving 26 ppm.

16  
17 Vernet et al. (1977) reported a 1-hour LC<sub>50</sub> of 88 (64-123) ppm for male Sprague-Dawley rats  
18 and a value of 103 (90-118) ppm for female Sprague-Dawley rats. Experiments were performed in  
19 bell jars using groups of five rats per exposure level and concentrations were analytically  
20 determined. No further experimental details were available.

21  
22 Groups of five male and five female SPF Wistar rats were exposed to 35, 45, 57, or 73 ppm  
23 (analytical concentrations) methyl chloroformate for 4-hours followed by a 14-day observation  
24 period (Hoechst, 1986). The whole body exposures were performed in a 2.25 m<sup>3</sup> exposure  
25 chamber operated under dynamic flow conditions. Methyl chloroformate concentrations were  
26 measured every 15 minutes during exposure using a single beam photometer, and were analytically  
27 measured every 120 minutes using gas chromatography. Clinical signs noted in all treatment-  
28 groups in a concentration-related manner included palpebral fissure narrowed or closed, increased  
29 grooming, squatting posture, accelerated, irregular, and jerky respiration, gasping, drowsiness,  
30 staggering movements, wimpering/crackling breathing sounds, sneezing, and piloerection. Body  
31 weight gain was decreased in both sexes after exposures, but animals surviving to study  
32 termination regained initial body weight. There were no gross treatment-related effects noted at  
33 necropsy in animals surviving to study termination. Gross examination of animals that died during  
34 the study showed dark red to black lungs, foamy liquid in the lungs, red aqueous liquid in the  
35 thoracic cavity, and distended gastrointestinal tract. Histopathological examination showed  
36 increased permeability in the alveolar septa and corresponding damage to bronchial epithelium;  
37 this effect was noted in all treatment groups. Four hour LC<sub>50</sub> values of 51 ppm and 53 ppm were  
38 calculated for males and females, respectively. A combined male and female BMCL<sub>05</sub> value of  
39 42.4 ppm and combined male and female BMC<sub>01</sub> value of 47.8 ppm were calculated. Mortality  
40 data are summarized in Table II-3.

41  
42

TABLE II-3*. Mortality of Rats Exposed to Methyl Chloroformate for 4-hours		
Concentration (ppm)	Male	Female
35	0/5	0/5

43  
44

**INTERIM 1: 05/2008**

**Methyl Chloroformate, Ethyl Chloroformate, Propyl Chloroformate, Isopropyl Chloroformate, Allyl Chloroformate, n-Butyl Chloroformate, Isobutyl Chloroformate, sec-Butyl Chloroformate, Ethyl Chlorothioformate, Benzyl Chloroformate, Phenyl Chloroformate, 2-Ethylhexyl Chloroformate**

45	0/5	0/5
57	5/5	3/5
73	5/5	5/5
LC <sub>50</sub>	51 ppm	53 ppm
BMCL <sub>05</sub>	42.4 ppm	
BMC <sub>01</sub>	47.8 ppm	

\*Hoechst, 1986

Groups of ten male and ten female Sprague-Dawley rats were exposed to 16, 65, 96, or 127 ppm (nominal concentrations) methyl chloroformate for 4-hours, followed by a 14-day observation period (BASF, 1980). Analytical concentrations are reported as 1.5, 13.7, 33.6, and 31.0 ppm for the 16, 65, 96, and 127 ppm groups, respectively. Whole body exposures were conducted in a glass-steel inhalation chamber with a volume of 200 L. Analytical concentrations were measured via gas chromatography. Clinical signs in the 65, 96, and 127 ppm groups included dyspnea, gasping, blistering in front of noses, red ocular and nasal discharge and encrustations, ruffled and sticky fur, staggering, distended abdomen, poor general state, attempts to escape, impaired coordination, salivation, and squatting posture. Animals in the 16 ppm group exhibited jerky respiration and eyelid closure. Body weight gain was initially decreased in the three highest concentration groups; this effect had resolved in surviving animals by day 14 post-exposure. Four hour LC<sub>50</sub> values of 13 ppm and 18 ppm were calculated for males and females, respectively. A combined male and female LC<sub>05</sub> value of 15 ppm was also calculated. It should be noted that the LC<sub>50</sub> values calculated from this study appear to be inconsistent with the other available data (see Table II-6). Data are summarized in Table II-4.

Nominal Concentration (ppm)	Analytical Concentration (ppm)	Male	Female
16	1.5	0/10	0/10
65	13.7	5/10	3/10
96	33.6	10/10	7/10
127	31.0	10/10	10/10
LC <sub>50</sub>		13 ppm	18 ppm
		15 ppm	

\*BASF, 1980

Death occurred in 12/12 rats exposed to 37,500 ppm methyl chloroformate vapor at 20°C for 3 minutes (BASF, 1981a). Clinical signs included vigorous escape behavior, severe mucous membrane irritation, and gasping. Lung emphysema with petechial hemorrhages and dilation on the right side of the heart were noted at necropsy.

Death occurred in 11/12, 5/6, and 6/6 rats exposed to an “atmosphere enriched or saturated” with methyl chloroformate vapor at 20°C for 3, 10, and 30 minutes, respectively (BASF, 1978).

**INTERIM 1: 05/2008**

**Methyl Chloroformate, Ethyl Chloroformate, Propyl Chloroformate, Isopropyl Chloroformate, Allyl Chloroformate, n-Butyl Chloroformate, Isobutyl Chloroformate, sec-Butyl Chloroformate, Ethyl Chlorothioformate, Benzyl Chloroformate, Phenyl Chloroformate, 2-Ethylhexyl Chloroformate**

1 Clinical signs included vigorous escape behavior, extremely severe mucous membrane irritation,  
2 corneal opacity, dyspnea, and convulsions. Lung edema and emphysema and bilateral dilation of  
3 the heart were noted at necropsy.  
4

5 Death occurred in 10/10 rats exposed to an “atmosphere enriched or saturated” with methyl  
6 chloroformate vapor at 20°C for 3 minutes (Hoechst, 1985). Clinical signs included jerky  
7 respiration, extreme excitation, and severe corneal opacity. Pleural hemorrhages were noted at  
8 necropsy.  
9

10 The following oral LD<sub>50</sub> values were reported for rats: 190 mg/kg for male Sprague-Dawley  
11 (Vernot et al., 1977); 110 mg/kg for female Sprague-Dawley (Vernot et al., 1977); 313 mg/kg for  
12 male and female Sprague-Dawley rats combined (BASF, 1981b), and 220 mg/kg (WARF, 1972).  
13 A dermal LD<sub>50</sub> value of 894 mg/kg was reported for male and female Sprague-Dawley rats  
14 combined (BASF, 1981c). In another study, a dermal LD<sub>50</sub> of >2 mL/kg was reported for male  
15 rats (WARF Institute, Inc., 1972).  
16

17 A 4-week repeated exposure study (BASF, 1993) described both lethal and nonlethal effects in  
18 rats; this study is described in Section II.2.2.  
19

20 **II.2.1.2 Mice**  
21

22 Following a 10-minute fresh air control period, groups of four male Swiss-Webster mice were  
23 exposed head only to nominal concentrations of 0, 16.5, 25, 35, 50, 75, or 125 ppm methyl  
24 chloroformate aerosol for 30 minutes (Carpenter, 1982). The mice were then removed to fresh air  
25 for a 10 minute recovery period, while respiratory rates were monitored continuously. Undiluted  
26 methyl chloroformate was delivered to a Pitt #1 aerosol generator via a 2 cc syringe, driven by a  
27 pump at a known rate. Aerosol was directed into a 9 L stainless steel chamber which was  
28 continuously evacuated at 20 L/min. An RD<sub>50</sub> of 52.4 ppm was calculated. Results are  
29 summarized in Table II-5.  
30

31

TABLE II-5. Exposure of Male Swiss-Webster Mice to Methyl Chloroformate for 30 minutes*			
Concentration (ppm)	Respiratory rates(control/exposed)	% Decrease in respiratory rate	Mortality
16.5	265/230	13.2	-
25	250/180	26	-
35	285/190	33.3	-
50	270/140	46.3	1/4 (<6 hr.)
75	275/100	63.6	1/4 (<6 hr.)
125	250/50	80	4/4 (<5 hr.)
125	280/50	82.1	3/4 (<20 hr.)

41 \*.Carpenter, 1982  
42

1 Gurova et al., (1977) reported a 2-hour LC<sub>50</sub> of 47 ppm for mice. No other experimental  
2 details were available.

### 3 4 **II.2.2. Repeated-Exposure**

5  
6 In an inhalation range-finding study, groups of five male and five female Sprague-Dawley rats  
7 were exposed to 0, 1.9, 6.2, or 19.5 ppm methyl chloroformate 6 hours/day for 5 days (HRC, 1992).  
8 No treatment-related effects were noted in the 1.9 ppm group. Clinical signs in the 6.2 and 19.5  
9 ppm groups included blinking, licking the inside of the mouth, ruffled fur, and sneezing. In the  
10 19.5 ppm group, males sneezed and had noisy nasal breathing in between exposures. Decreased  
11 body weight was accompanied by decreased food and water consumption in rats exposed to 19.5  
12 ppm. Animals were necropsied three days post-exposure. Lungs failed to collapse in 1/5 males and  
13 3/5 females in the 6.2 ppm group and 5/5 females in the 19.5 ppm group. Petechial bleeding was  
14 noted in the lungs of 1/5 males in the 6.2 ppm group and 5/5 males and 1/5 females in the 19.5 ppm  
15 group. Lung weight was increased in all high-concentration females; organ weights were not  
16 examined in males due to experimental error during necropsy. Inflammatory and erosive mucous  
17 membrane lesions were noted in the nose, larynx, and trachea, and bronchiolitis and pneumonia  
18 were noted in high-concentration rats. Focal epithelial hyperplasia of the nasal mucosa was noted  
19 in the 6.2 and 19.5 ppm groups. Comparison of histological findings in a satellite group examined  
20 immediately after three days of exposure suggested that regeneration and repair of epithelial lesions  
21 had occurred in animals examined three days post-exposure.

22  
23 In a repeated-exposure study, groups of five male and five female Sprague-Dawley rats were  
24 exposed to 0, 0.13, 0.38, 1.01, 3.1, or 8.8 ppm methyl chloroformate 6 hours/day, 5 days/week for 4  
25 weeks (BASF, 1993). Mortality was observed in 2/5 male and 1/5 female rats at 8.8 ppm during the  
26 final week of exposure. Clinical signs, observed only at 8.8 ppm, included blinking, hunched  
27 posture, rapid breathing pattern, and noisy breathing. Decreased body weight gain and food  
28 consumption were also observed in the 8.8 ppm animals. Increased packed cell volume, increased  
29 hemoglobin concentration, increased red cell count, increased neutrophil count, increased total  
30 protein, decreased albumin, increased globulin, decreased albumin/globulin ratio, and increased  
31 cholesterol were observed at 8.8 ppm as well. In addition, uncollapsed lungs, lung congestion,  
32 enlarged tracheobronchial and mediastinal lymph nodes, and increased lung weight were observed at  
33 necropsy in rats exposed to 8.8 ppm. Histopathological lesions of the nasal turbinates were  
34 observed at 3.1 and 8.8 ppm, while lesions were observed in the larynx of animals exposed to 1.01,  
35 3.1, and 8.8 ppm methyl chloroformate.

36  
37 Groups of ten male and ten female Wistar rats were exposed to 0, 0.40, 2.15, 3.98, or 7.83 ppm  
38 methyl chloroformate 6 hours/day, 5 days/week for 3, 10, 20, or 65 exposures (90-day study with  
39 interim necropsies after 3, 14, and 28 study days; satellite groups also contained 10  
40 rats/sex/concentration) (BASF, 1999). In addition to observation for clinical signs and complete  
41 necropsy, cell proliferation measurements were performed in four female rats per group. 5-Bromo-  
42 2'-deoxyuridine (BrdU) was administered to these females via subcutaneously implanted  
43 minipumps. Pumps remained in the animals for 8 hours or 3 days for evaluation of cell  
44 proliferation in nasal cavity and laryngeal epithelia. Four male rats in the 7.83 ppm group died;  
45 deaths occurred after 24, 32, 36, and 41 exposures. Clinical signs were noted only in high-

1 concentration animals and included rubbing of snout, sneezing, nasal crusts in the animals that  
2 subsequently died, as well as abnormal respiration, and general morbidity. Decreased body weight  
3 and body weight gain were noted in males in the 3.98 and 7.83 ppm groups sacrificed after three  
4 exposures and at study termination. At necropsy, gross effects were observed only in the 7.83 ppm  
5 group and included red foci in the lungs. Animals in the high concentration group, except for those  
6 sacrificed after three exposures, exhibited increased lung weight. Concentration and duration-  
7 related histological effects were limited to the respiratory tract and occurred in 2.15, 3.98, and 7.83  
8 ppm animals at all sacrifice times. Nasal and laryngeal squamous cell metaplasia were noted at  
9 2.15, 3.98, and 7.83 ppm. Focal epithelial hyperplasia and squamous cell metaplasia and  
10 hyperplasia of the trachea and lungs were noted at 3.98 and 7.83 ppm. No histopathology was  
11 noted in the 0.40 ppm group. Cell proliferation was increased at 2.15 ppm after 20 and 65 days,  
12 and at 3.98 and 7.83 ppm after 10, 20, and 65 days. The significant increases involved respiratory  
13 and transitional cell epithelium of the nose and in the ciliated and squamous epithelium of the  
14 larynx. No cell proliferation was noted at 0.40 ppm.

15  
16 Groups of four male and four female Alderly Park SPF rats were exposed to 1 ppm (fifteen 6-  
17 hour exposures, 5 ppm (fifteen 6-hr exposures), or 20 ppm (fifteen 6-hr exposures) methyl  
18 chloroformate vapor in isopropanol (Gage, 1970). The vapor concentrations were produced by  
19 injecting liquid at a known rate into a metered stream of air with a controlled fluid-feed atomizer.  
20 No effects were observed at 1 ppm. Nasal irritation and lethargy were noted at 5 ppm, and nasal  
21 irritation, respiratory difficulty, weight loss, lethargy, and poor condition were observed at 20 ppm.  
22 Distended lungs and lung hemorrhage, and kidney congestion were noted at autopsy in the 20 ppm  
23 group. No further details were provided.

### 24 25 **II.2.3. Developmental/Reproductive Toxicity**

26  
27 Developmental and reproductive studies regarding animal exposure to methyl chloroformate  
28 were not available.

### 29 30 **II.2.4. Genotoxicity**

31  
32 Methyl chloroformate was negative in *Salmonella typhimuium* strains TA 98, TA 100, TA1535,  
33 and TA 1537 in the presence and absence of S9 mix (BASF, 1988; Miltenburger, 1985; Hoechst,  
34 1977). Methyl chloroformate induced chromosome aberrations in Chinese hamster V79 cells in  
35 the presence of S-9 mix; no increase in aberrations was noted in the absence of S-9 mix  
36 (Miltenburger, 1986).

### 37 38 **II.2.5 Carcinogenicity**

39  
40 Animal carcinogenicity data were not located.

### 41 42 **II.2.6 Summary**

43  
44 Animal toxicity data include both acute and repeated-exposure inhalation studies. Rat 1-hr  
45 LC<sub>50</sub> values were relatively consistent between studies as follows: 163 ppm for male and female

**INTERIM 1: 05/2008**

**Methyl Chloroformate, Ethyl Chloroformate, Propyl Chloroformate, Isopropyl Chloroformate, Allyl Chloroformate, n-Butyl Chloroformate, Isobutyl Chloroformate, sec-Butyl Chloroformate, Ethyl Chlorothioformate, Benzyl Chloroformate, Phenyl Chloroformate, 2-Ethylhexyl Chloroformate**

Charles River rats (Bio-Test Laboratories, Inc., 1975), 92-123 ppm and 100 ppm for male and female Fischer 344 rats, respectively (Fisher et al., 1981), and 88 ppm and 103 ppm for male and female Sprague Dawley rats, respectively (Vernot et al., 1977). Rat 4-hr LC<sub>50</sub> values were reported to be 51-53 ppm (Hoechst, 1986) and 15 ppm (BASF, 1980); however, the 15 ppm value is an outlier when compared to other available data. Signs of toxicity included body weight loss, weakness and lethargy, respiratory distress, hematological effects consistent with decreased oxygen availability (assumed secondary to pulmonary congestion and edema), and bronchiolitis, fibrosis, and pulmonary edema. A 30-min RD<sub>50</sub> of 47.2 ppm (nominal concentration) methyl chloroformate was reported for male Swiss-Webster mice (Carpenter, 1982). Methyl chloroformate did not induce mutations in an Ames bacterial reverse mutation assay ((BASF, 1988; Miltenburger, 1985; Hoechst, 1977) but did induce chromosomal aberrations in Chinese hamster V79 cells in the presence of S9 (Miltenburger, 1986). No data concerning developmental/reproductive toxicity or carcinogenicity of methyl chloroformate were located in the available literature. Animal data are summarized in Table II-6.

Table II-6. Summary of Inhalation Data of Animals Exposed to Methyl Chloroformate				
Species	Concentration (ppm)	Exposure Duration	Effect	Reference
<b>Acute Exposure</b>				
Rat	37,500	3 minutes	12/12 dead	BASF, 1978
Rat	735 (nominal)	20 minutes	10/10 dead	WARF Institute, Inc., 1972
Rat	26	1 hour	No effects	Fisher et al., 1981
Rat	74 (nominal)	1 hour	BMCL <sub>05</sub>	Bio-Test Labs, Inc., 1975
Rat-male	88	1 hour	LC <sub>50</sub>	Vernot et al., 1977
Rat-male	92-123	1 hour	LC <sub>50</sub>	Fisher et al., 1981
Rat-female	100	1 hour	LC <sub>50</sub>	Fisher et al., 1981
Rat-female	103	1 hour	LC <sub>50</sub>	Vernot et al., 1977
Rat	163 (nominal)	1 hour	LC <sub>50</sub>	Bio-Test Labs Inc., 1975
Rat	2974 (nominal)	1 hour	10/10 dead	WARF Institute, Inc., 1972
Rat	15	4 hours	LC <sub>50</sub>	BASF, 1980
Rat	42.4 ppm	4 hours	BMCL <sub>05</sub>	Hoechst, 1986
Rat-male	51	4 hours	LC <sub>50</sub>	Hoechst, 1986
Rat-female	53	4 hours	LC <sub>50</sub>	Hoechst, 1986
Mouse	52.4	30 minutes	RD <sub>50</sub>	Carpenter, 1982
<b>Repeated Exposure</b>				
Rat	0.40	6 hr/day, 3 days	No effects	BASF, 1999
Rat	2.15	6 hr/day, 3 days	Histopathology	BASF, 1999

**INTERIM 1: 05/2008****Methyl Chloroformate, Ethyl Chloroformate, Propyl Chloroformate, Isopropyl Chloroformate, Allyl Chloroformate, n-Butyl Chloroformate, Isobutyl Chloroformate, sec-Butyl Chloroformate, Ethyl Chlorothioformate, Benzyl Chloroformate, Phenyl Chloroformate, 2-Ethylhexyl Chloroformate**

1	Rat	3.98	6 hr/day, 3 days	Histopathology, decreased body weight	BASF, 1999
2	Rat	7.83	6 hr/day, 3 days	Clinical signs, histopathology, decreased body weight	BASF, 1999
3	Rat	1.9	6 hr/day, 5 days	No effects	HRC, 1992
4	Rat	6.2	6 hr/day, 5 days	Clinical signs consistent with irritation, focal epithelia hyperplasia; petechial lung bleeding	HRC, 1992
5	Rat	19.5	6 hr/day, 5 days	Clinical signs consistent with irritation, focal epithelia hyperplasia; inflammatory and erosive mucous membrane changes, petechial lung bleeding, increased lung weight; pneumonia	HRC, 1992
6	Rat	0.40	6 hr/day, 5 days/week, 2 weeks	No effects	BASF, 1999
7	Rat	2.15	6 hr/day, 5 days/week, 2 weeks	Histopathology	BASF, 1999
8	Rat	3.98	6 hr/day, 5 days/week, 2 weeks	Histopathology, cell proliferation	BASF, 1999
9	Rat	7.83	6 hr/day, 5 days/week, 2 weeks	Clinical signs, histopathology, cell proliferation, increased lung weight	BASF, 1999
10	Rat	1	6 hr, 15 exposures	No effects	Gage, 1970
11	Rat	5	6 hr, 15 exposures	Nasal irritation, lethargy	Gage, 1970
12	Rat	20	6 hr, 15 exposures	Nasal irritation, respiratory difficulty, lethargy, lung pathology, kidney congestion	Gage, 1970
13	Rat	0.13	6 hr/day, 5 days/week, 4 weeks	No effects	BASF, 1993
14	Rat	0.38	6 hr/day, 5 days/week, 4 weeks	No effects	BASF, 1993
15	Rat	0.40	6 hr/day, 5 days/week, 4 weeks	No effects	BASF, 1999
16	Rat	1.01	6 hr/day, 5 days/week, 4 weeks	larynx lesions	BASF, 1993
17	Rat	2.15	6 hr/day, 5 days/week, 4 weeks	Histopathology, cell proliferation	BASF, 1999
18	Rat	3.1	6 hr/day, 5 days/week, 4 weeks	Nasal turbinate histopathology; larynx lesions	BASF, 1993
19	Rat	3.98	6 hr/day, 5 days/week, 4 weeks	Histopathology, cell proliferation	BASF, 1999
20	Rat	7.83	6 hr/day, 5 days/week, 4 weeks	Clinical signs, histopathology, cell proliferation, increased lung weight	BASF, 1999

**INTERIM 1: 05/2008**

**Methyl Chloroformate, Ethyl Chloroformate, Propyl Chloroformate, Isopropyl Chloroformate, Allyl Chloroformate, n-Butyl Chloroformate, Isobutyl Chloroformate, sec-Butyl Chloroformate, Ethyl Chlorothioformate, Benzyl Chloroformate, Phenyl Chloroformate, 2-Ethylhexyl Chloroformate**

1  
2  
3  
4  
5  
6  
7  
8  
9  
10  
11  
12  
13  
14  
15  
16  
17  
18  
19  
20  
21  
22  
23  
24  
25  
26  
27  
28  
29  
30  
31  
32  
33

Rat	8.8	6 hr/day, 5 days/week, 4 weeks	3/10 deaths in final week of exposure; clinical signs; decreased BW; hematological effects; lung congestion; increased lung weight; nasal turbinate histopathology; larynx lesions	BASF, 1993
Rat	0.40	6 hr/day, 5 days/week, 13 weeks	No effects	BASF, 1999
Rat	2.15	6 hr/day, 5 days/week, 13 weeks	Histopathology, cell proliferation	BASF, 1999
Rat	3.98	6 hr/day, 5 days/week, 13 weeks	Histopathology, cell proliferation, decreased body weight	BASF, 1999
Rat	7.83	6 hr/day, 5 days/week, 13 weeks	4/10 deaths-males (occurred after 24, 32, 36, or 41 exposures), clinical signs, histopathology, cell proliferation, increased lung weight, decreased body weight	BASF, 1999

**II.3. DATA ANALYSIS AND AEGL-1**  
**II.3.1 Human Data Relevant to AEGL-1**

No human data consistent with the definition of AEGL-1 were available.

**II.3.2 Animal Data Relevant to AEGL-1**

No animal data consistent with the definition of AEGL-1 were available.

**II.3.3 Derivation of AEGL-1**

Data were insufficient for derivation of AEGL-1 values for methyl chloroformate. Therefore, AEGL-1 values are not recommended (Table II-7).

TABLE II-7. AEGL-1 Values for Methyl Chloroformate					
Classification	10-Minute	30-Minute	1-Hour	4-Hour	8-Hour
AEGL-1	NR	NR	NR	NR	NR

NR: Not Recommended. However, absence of a derived AEGL-1 value does not imply that exposure below the AEGL-2 is without adverse effects.

**II.4. DATA ANALYSIS AND AEGL-2**  
**II.4.1 Human Data Relevant to AEGL-2**



Case-reports describing human poisonings with methyl chloroformate leading to effects consistent with the definition of AEGL-2 exist. However, due to the lack of reliable concentration and duration information, these data are not appropriate for derivation of AEGL-2 values.

**II.4.2 Animal Data Relevant to AEGL-2**

No acute animal data consistent with the definition of AEGL-2 were located.

**II.4.3 Derivation of AEGL-2**

No acute inhalation data consistent with the definition of AEGL-2 with both concentration and duration information were available. Therefore, the AEGL-2 values for methyl chloroformate will be based upon a 3-fold reduction in the AEGL-3 values; this is considered an estimate of a threshold for irreversible effects (NRC, 2001). This approach is justified based on the steep concentration curve with regard to lethality (4-hour rat LC<sub>50</sub>: 51-53 ppm, 0% mortality in rats exposed to 45 ppm and 80% mortality in rats exposed to 57 ppm for 4 hours (Hoechst, 1986); 1-hour rat LC<sub>50</sub>: 100 ppm; rats exposed to 26 ppm for 1-hr were clinically normal and had no mortality (Fisher et al., 1981). The AEGL-2 values for methyl chloroformate are presented in Table II-8, and the calculations for these AEGL-2 values are presented in Appendix II-A.

TABLE II-8. AEGL-2 Values for Methyl Chloroformate					
Classification	10-Minute	30-Minute	1-Hour	4-Hour	8-Hour
AEGL-2	4.0 ppm (16 mg/m <sup>3</sup> )	2.8 ppm (11 mg/m <sup>3</sup> )	2.2 ppm (8.6 mg/m <sup>3</sup> )	1.4 ppm (5.5 mg/m <sup>3</sup> )	0.70 ppm (2.7 mg/m <sup>3</sup> )

These values are considered protective because rats showed no deaths and only nasal turbinate histopathology and larynx lesions when repeatedly exposed to 3.1 ppm, and showed only larynx lesions when exposed to 1.01 ppm for 6 hours/day, 5 days/week for 4 weeks (BASF, 1993).

**II.5. DATA ANALYSIS AND AEGL-3**

**II.5.1 Human Data Relevant to AEGL-3**

Human lethality data were anecdotal and lacked reliable concentration and time information. Thus, those reports were not appropriate for establishing the AEGL-3 values.

**II.5.2 Animal Data Relevant to AEGL-3**

Rat 1-hr LC<sub>50</sub> values were as follows: 163 ppm for male and female Charles River rats (Bio-Test Laboratories, In., 1975), 92-123 ppm and 100 ppm for male and female Fischer 344 rats, respectively (Fisher et al., 1981), and 88 ppm and 103 ppm for male and female Sprague Dawley rats, respectively (Vernot et al., 1977). Exposure of male and female Fischer 344 rats to 26 ppm methyl chloroformate for 1 hour resulted in no deaths (Fisher et al., 1981). Four hour LC<sub>50</sub> values of 51 ppm and 53 ppm were calculated for male and female Wistar rats, respectively; a combined

male and female BMCL<sub>05</sub> value of 42.4 ppm and combined male and female BMC<sub>01</sub> value of 47.8 ppm were also calculated (Hoechst, 1986).

### II.5.3 Derivation of AEGL-3

The calculated 4-hr BMCL<sub>05</sub> value in rats (42.4 ppm) (Hoechst, 1986) will be used as the point-of-departure for methyl chloroformate AEGL-3 values. This concentration is considered a threshold for lethality and is supported by the fact that no deaths were observed in rats exposed to 45 ppm for 4 hours (Hoechst, 1986). Interspecies and intraspecies uncertainty factors of 3 each will be applied because methyl chloroformate is highly reactive and clinical signs are likely caused by a direct chemical effect on the tissues; this type of effect is not expected to vary greatly between species or among individuals. Thus, the total uncertainty factor is 10. The concentration-exposure time relationship for many irritant and systemically-acting vapors and gases may be described by  $c^n \times t = k$ , where the exponent, n, ranges from 0.8 to 3.5 (ten Berge et al., 1986). To obtain conservative and protective AEGL values in the absence of an empirically derived chemical-specific scaling exponent, temporal scaling was performed using n=3 when extrapolating to shorter time points (10-min, 30-min and 1-hr) and n = 1 when extrapolating to longer time points (8-hours). Time scaling from 4-hours to 10-minutes is justified based on a 1-hr LC<sub>50</sub> study (Bio-Test, 1975); utilizing the BMCL<sub>05</sub> from this study yields a 10-min AEGL-3 value of 13 ppm, which supports the time-scaled value of 12 ppm calculated from Hoechst (1986). The AEGL-3 values for methyl chloroformate are presented in Table II-9, and the calculations for these AEGL-3 values are presented in Appendix II-A.

TABLE II-9. AEGL-3 Values for Methyl Chloroformate					
Classification	10-Minute	30-Minute	1-Hour	4-Hour	8-Hour
AEGL-3	12 ppm (47 mg/m <sup>3</sup> )	8.5 ppm (33 mg/m <sup>3</sup> )	6.7 ppm (26 mg/m <sup>3</sup> )	4.2 ppm (16 mg/m <sup>3</sup> )	2.1 ppm (8.2 mg/m <sup>3</sup> )

These values are considered protective because rats showed no deaths when exposed to 7.8 ppm 6 hours/day, 5 days/week for 4 weeks (BASF,1999), and showed no deaths until week 4 when exposed to 8.8 ppm repeatedly (6 hours/day, 5 days/week for 4 weeks) (BASF, 1993).

## II.6. SUMMARY OF AEGLS

### II.6.1 AEGL Values and Toxicity Endpoints

The derived AEGL values for various levels of effects and durations of exposure are summarized in Table II-9. Data were insufficient for deriving AEGL-1 values. AEGL-2 values were derived by dividing AEGL-3 values by 3, and AEGL-3 values were based on an estimated 4-hour lethality threshold in rats.

**INTERIM 1: 05/2008**

**Methyl Chloroformate, Ethyl Chloroformate, Propyl Chloroformate, Isopropyl Chloroformate, Allyl Chloroformate, n-Butyl Chloroformate, Isobutyl Chloroformate, sec-Butyl Chloroformate, Ethyl Chlorothioformate, Benzyl Chloroformate, Phenyl Chloroformate, 2-Ethylhexyl Chloroformate**

1  
2  
3  
4  
5  
6  
7  
8  
9  
10  
11  
12  
13  
14  
15  
16  
17  
18  
19  
20  
21  
22

<b>Classification</b>	<b>10-Minute</b>	<b>30-Minute</b>	<b>1-Hour</b>	<b>4-Hour</b>	<b>8-Hour</b>
AEGL-1 (Nondisabling)	NR	NR	NR	NR	NR
AEGL-2 (Disabling)	4.0 ppm (16 mg/m <sup>3</sup> )	2.8 ppm (11 mg/m <sup>3</sup> )	2.2 ppm (8.6 mg/m <sup>3</sup> )	1.4 ppm (5.5 mg/m <sup>3</sup> )	0.70 ppm (2.7 mg/m <sup>3</sup> )
AEGL-3 (Lethality)	12 ppm (47 mg/m <sup>3</sup> )	8.5 ppm (33 mg/m <sup>3</sup> )	6.7 ppm (26 mg/m <sup>3</sup> )	4.2 ppm (16 mg/m <sup>3</sup> )	2.1 ppm (8.2 mg/m <sup>3</sup> )

NR: Not Recommended. However, absence of a derived AEGL-1 value does not imply that exposure below the AEGL-2 is without adverse effects.

**II.6.2 Other Exposure Criteria**

No extant standards and guidelines exposure have been established for methyl chloroformate.

**II.6.3 Data Adequacy and Research Needs**

Human data are limited to anecdotal reports. Animal data include acute and repeated-exposure rat inhalation studies and a mouse RD<sub>50</sub> study. Support provided by the repeated-exposure studies adds to confidence in the derived AEGL values.

1  
2  
3  
4  
5  
6  
7  
8  
9  
10  
11  
12  
13  
14  
15  
16  
17  
18  
19  
20  
21  
22  
23  
24  
25  
26  
27  
28  
29  
30  
31  
32  
33  
34  
35  
36  
37  
38  
39  
40  
41  
42  
43  
44  
45

**II-7. REFERENCES**

BASF. 1978. Report on the study of the acute inhalation hazard of chloroformic acid methyl ester in rats (inhalation hazard test). Unpublished report, BASF Aktiengesellschaft, Experimental Toxicology and Ecology, Ludwigshafen, Germany. November 26, 1975.

BASF. 1980. Acute inhalation toxicity LC<sub>50</sub> of methyl chloroformate as a vapor after 4-hour exposure in Sprague-Dawley rats. Unpublished report, BASF Aktiengesellschaft, Experimental Toxicology and Ecology, Ludwigshafen, Germany. December 8, 1980.

BASF. 1981a. Study of the acute inhalation hazard (rats). Inhalation hazard test. Unpublished report, BASF Aktiengesellschaft, Experimental Toxicology and Ecology, Ludwigshafen, Germany. February 23, 1981.

BASF. 1981b. Report on the study of the acute oral toxicity. Unpublished report, BASF Aktiengesellschaft, Experimental Toxicology and Ecology, Ludwigshafen, Germany. January 2, 1981.

BASF. 1981c. Report on the study of the acute dermal toxicity of methyl chloroformate; chloroformic acid methyl ester to rats. Unpublished report, BASF Aktiengesellschaft, Experimental Toxicology and Ecology, Ludwigshafen, Germany. January 2, 1981.

BASF. 1988. Report on the study of chloroformic acid methyl ester in the Ames test (preincubation test with Salmonella typhimurium) Unpublished Report. Project No. 40M0260/874086. September 7, 1988, on behalf of BG Chemie.

BASF Corporation. 1993. Initial Submission: Subacute inhalation toxicity of chloroformic acid methyl ester in rats with cover letter dated 071793. TSCATS 450053. EPA/OTS Doc. #88-930000347, on behalf of BG Chemie.

BASF. 1999. Chloroformic acid methyl ester- 90-day vapor inhalation study in Wistar rats with interim necropsies of satellite groups after 3, 10, and 20 exposures- study focus: histopathology of the respiratory tract and measurement of cell proliferation in the upper respiratory tract. Unpublished report, Project No. 9910199/94006. Unpublished report on behalf of BG Chemie.

BG Chemie. 2005. Chloroformic acid methyl ester. CAS No. 79-22-1. Toxicological Evaluation No. 36. Updated 02/2005. BG Chemie (Institution for Statutory Accident Insurance and Prevention in the Chemical Industry). Heilberg, Germany.

Bio-Test Laboratories, Inc. 1975. Acute vapor inhalation toxicity study with methyl chloroformate in rats. Report to PPG Industries, Inc. IBT No.663-07359.

Carpenter, C.P. 1982. Methyl and phenyl chloroformate Sensory Irritation. Report by Mellon Institute. Report to PPG Industries, Inc., Chemicals Division. Report No. 82-19S.

**INTERIM 1: 05/2008**

**Methyl Chloroformate, Ethyl Chloroformate, Propyl Chloroformate, Isopropyl Chloroformate, Allyl Chloroformate, n-Butyl Chloroformate, Isobutyl Chloroformate, sec-Butyl Chloroformate, Ethyl Chlorothioformate, Benzyl Chloroformate, Phenyl Chloroformate, 2-Ethylhexyl Chloroformate**

- 1  
2 Fisher, G.L., Prentice, B.A., Wilkinson, G.E., Mosberg, A.T., Chrisp, and M. M. Connell. 1981.  
3 Acute vapor inhalation range-finding, LC50, and toxicity study of methyl chloroformate in rats.  
4 Report to PPG Industries, Inc. Battelle Columbus Laboratories. Project No. NO920-4400.  
5 OTS0546253.  
6  
7 Gage, J.C. 1970. The subacute inhalation toxicity of 109 industrial chemicals. *Brit. J. Ind. Med.*  
8 *27:1-18.*  
9  
10 Gurova, A.I., Alekseeva, N.P., and Gorlova, O.E. 1977. Data for the assessment of the toxicity of  
11 methylchloroformate. *Gig. Sanit.* 5:97.  
12  
13 Hoechst. 1977. Test for mutagenicity in bacteria strains in the absence and presence of a liver  
14 preparation. Hoechst Aktiengesellschaft. Unpublished Report. September 13, 1977.  
15  
16 Hoechst. 1985. Chloroformic acid methyl ester. Inhalation toxicity in the “time hazard test” in  
17 male and female SPF Wistar rats. Hollander, H., Weigand, W. Hoechst Pharmaceutical Research  
18 Toxicology. Report No. 85.1059. November 27, 1985.  
19  
20 Hoechst. 1986. Chloroformic acid methyl ester. Inhalation toxicity in the flow through system in  
21 male and female SPF Wistar rats. 4-hour LC<sub>50</sub>. Hollander, H., Weigand, W, Mayer, D., and  
22 Langer, K.H. Hoechst Pharmaceutical Research Toxicology. Report No. 86.0432. April 11, 1986.  
23  
24 HRC (Huntingdon Research Centre, Ltd.) 1992. Chloroformic acid methyl ester- 28-day inhalation  
25 study in the rat. Unpublished Report, Report No. BGH 11/91103. (cited in BG Chemie, 2005)  
26  
27 Miltenburger, H. G. 1985. Test report of study LMP120. Chloroformic acid methyl ester, Ames  
28 test. Unpublished report. Laboratory for mutagenicity testing of the Technical University  
29 Darmstadt. Sponsor: BG Chemie, Heidelberg. July 31, 1985. (cited in BG Chemie, 2005)  
30  
31 Miltenburger, H. G. 1986. Test report of study LMP121. Chloroformic acid methyl ester,  
32 chromosome aberrations in cells of Chinese hamster cell line V79. Unpublished report. Laboratory  
33 for mutagenicity testing of the Technical University Darmstadt. Sponsor: BG Chemie, Heidelberg.  
34 April 3, 1986. (cited in BG Chemie, 2005)  
35  
36 NRC (National Research Council). 2001. Standing Operating Procedures for Developing Acute  
37 Exposure Guideline Levels for Hazardous Chemicals. National Academy Press, Washington, DC.  
38  
39 Penkovitch, A.A. and V.V. Anikin. 1988. [A case of acute poisoning with methyl chloroformate.]  
40 *Gigiena Truda I Professionalnye Zabolevaniya.* 10: 57-58. (Translation from Russian).  
41  
42 Schuckmann, F. 1972. [Symptomatics of methyl chloroformate intoxication.] *Zentralbl.*  
43 *Arbeitsmed. Arbeitsschutz* 22: 74-76. (Translation from German)  
44  
45 ten Berge, W.F., Zwart, A. and Appelman, L.M. 1986. Concentration-time mortality response

**INTERIM 1: 05/2008**

**Methyl Chloroformate, Ethyl Chloroformate, Propyl Chloroformate, Isopropyl Chloroformate, Allyl Chloroformate, n-Butyl Chloroformate, Isobutyl Chloroformate, sec-Butyl Chloroformate, Ethyl Chlorothioformate, Benzyl Chloroformate, Phenyl Chloroformate, 2-Ethylhexyl Chloroformate**

1 relationship of irritant and systemically acting vapours and gases. J. Hazardous Materials 13:301-  
2 309.  
3  
4 Vernot, E.H., MacEwen, J.D., Haun, C.C., and E.R. Kinkead. 1977. Acute toxicity and skin  
5 corrosion data for some organic and inorganic compounds and aqueous solutions. Toxicol. Appl.  
6 Pharmacol. 42: 417-424.  
7  
8 WARF Institute, Inc. 1972. Methyl Chloroformate. Report to Rock Hill Laboratory, Organic  
9 Chemicals Division, Newport, Tennessee; from WARF Institute, Inc. Madison, WI. WARF  
10 Reference No. 448-184. OTS0546189.  
11  
12  
13  
14  
15  
16  
17  
18  
19  
20  
21  
22  
23  
24  
25  
26  
27

1  
2

**APPENDIX II-A: Time Scaling Calculations for Methyl Chloroformate**

INTERIM 1: 05/2008

Methyl Chloroformate, Ethyl Chloroformate, Propyl Chloroformate, Isopropyl Chloroformate, Allyl Chloroformate, n-Butyl Chloroformate, Isobutyl Chloroformate, sec-Butyl Chloroformate, Ethyl Chlorothioformate, Benzyl Chloroformate, Phenyl Chloroformate, 2-Ethylhexyl Chloroformate

1                    **DERIVATION OF AEGL-1 VALUES FOR METHYL CHLOROFORMATE**

2

3    Data are insufficient for derivation of AEGL-1 values; therefore, AEGL-1 values are Not  
4    Recommended.

5

6



**INTERIM 1: 05/2008**

**Methyl Chloroformate, Ethyl Chloroformate, Propyl Chloroformate, Isopropyl Chloroformate, Allyl Chloroformate, n-Butyl Chloroformate, Isobutyl Chloroformate, sec-Butyl Chloroformate, Ethyl Chlorothioformate, Benzyl Chloroformate, Phenyl Chloroformate, 2-Ethylhexyl Chloroformate**

1  
2  
3  
4  
5  
6  
7  
8  
9  
10  
11  
12  
13  
14  
15  
16  
17  
18  
19  
20  
21  
22

**DERIVATION OF AEGL-2 VALUES FOR METHYL CHLOROFORMATE**

Key study: Hoechst, 1986

Toxicity Endpoint: 1/3 of the AEGL-3 values

10-min AEGL-2:  $12 \text{ ppm} \div 3 = 4.0 \text{ ppm}$

30-min AEGL-2:  $8.5 \text{ ppm} \div 3 = 2.8 \text{ ppm}$

1-hr AEGL-2:  $6.7 \text{ ppm} \div 3 = 2.2 \text{ ppm}$

4-hr AEGL-2:  $4.2 \text{ ppm} \div 3 = 1.4 \text{ ppm}$

8-hr AEGL-2:  $2.1 \text{ ppm} \div 3 = 0.70 \text{ ppm}$

DERIVATION OF AEGL-3 VALUES FOR METHYL CHLOROFORMATE

Key study: Hoechst, 1986

Toxicity Endpoint: Calculated BMCL<sub>05</sub> (42.4 ppm) from a 4-hour exposure in rats.

Scaling:

10-min, 30-min, and 1-hour

$$C^3 \times t = k$$

$$(42.4 \text{ ppm})^3 \times 4 \text{ hr} = 304900 \text{ ppm}^3\text{hr}$$

8-hours

$$C^1 \times t = k$$

$$(42.4 \text{ ppm})^1 \times 4 \text{ hr} = 170 \text{ ppm}^1\text{hr}$$

Uncertainty Factors:

3 for interspecies variability

3 for intraspecies variability

10-min AEGL-3

$$C^3 \times 0.167 \text{ hr} = 304900 \text{ ppm}^3\text{hr}$$

$$C^3 = 1825748 \text{ ppm}^3$$

$$C = 122 \text{ ppm}$$

$$10\text{-min AEGL-3} = 122/10 = 12 \text{ ppm}$$

30-min AEGL-3

$$C^3 \times 0.5 \text{ hr} = 304900 \text{ ppm}^3\text{hr}$$

$$C^3 = 609800 \text{ ppm}^3$$

$$C = 84.8 \text{ ppm}$$

$$30\text{-min AEGL-3} = 84.8/10 = 8.5 \text{ ppm}$$

1-hr AEGL-3

$$C^3 \times 1 \text{ hr} = 304900 \text{ ppm}^3\text{hr}$$

$$C^3 = 304900 \text{ ppm}^3$$

$$C = 67.3 \text{ ppm}$$

$$1\text{-hr AEGL-3} = 67.3/10 = 6.7 \text{ ppm}$$

4-hr AEGL-3

$$4\text{-hr AEGL-3} = 42.4/10 = 4.2 \text{ ppm}$$

8-hr AEGL-3

$$C^1 \times 8 \text{ hr} = 170 \text{ ppm}^1\text{hr}$$

$$C^1 = 21.2 \text{ ppm}$$

$$C = 21.2 \text{ ppm}$$

$$8\text{-hr AEGL-3} = 21/10 = 2.1 \text{ ppm}$$

1  
2  
3

**APPENDIX II-B:**

**Derivation Summary for Methyl Chloroformate**

**ACUTE EXPOSURE GUIDELINES FOR  
METHYL CHLOROFORMATE  
DERIVATION SUMMARY**

AEGL-1 VALUES FOR METHYL CHLOROFORMATE				
10-Minute	30-Minute	1-Hour	4-Hour	8-Hour
NR	NR	NR	NR	NR
Reference: NA				
Test Species/Strain/Number: NA				
Exposure Route/Concentrations/Durations: NA				
Effects: NA				
Endpoint/Concentration/Rationale: NA				
Uncertainty Factors/Rationale: Interspecies = NA Intraspecies = NA (Alarie method requires no additional UF)				
Modifying Factor: NA				
Animal to Human Dosimetric Adjustment: NA				
Time Scaling: NA				
Data quality and research needs: Data were insufficient for derivation of AEGL-1 values. AEGL-1 values are not recommended.				

**INTERIM 1: 05/2008**

**Methyl Chloroformate, Ethyl Chloroformate, Propyl Chloroformate, Isopropyl Chloroformate, Allyl Chloroformate, n-Butyl Chloroformate, Isobutyl Chloroformate, sec-Butyl Chloroformate, Ethyl Chlorothioformate, Benzyl Chloroformate, Phenyl Chloroformate, 2-Ethylhexyl Chloroformate**

1  
2  
3  
4  
5  
6  
7  
8  
9  
10  
11  
12  
13  
14  
15  
16  
17  
18  
19  
20  
21  
22  
23  
24

<b>AEGL-2 VALUES FOR METHYL CHLOROFORMATE</b>				
<b>10-Minute</b>	<b>30-Minute</b>	<b>1-Hour</b>	<b>4-Hour</b>	<b>8-Hour</b>
<b>4.0 ppm</b>	<b>2.8 ppm</b>	<b>2.2 ppm</b>	<b>1.4 ppm</b>	<b>0.70 ppm</b>
Key Reference: Hoechst. 1986. Chloroformic acid methyl ester. Inhalation toxicity in the flow through system in male and female SPF Wistar rats. 4-hour LC <sub>50</sub> . Hollander, H., Weigand, W, Mayer, D., and Langer, K.H. Hoechst Pharmaceutical Research Toxicology. Report No. 86.0432. April 11, 1986.				
Test Species/Strain/Number: See AEGL-3 Derivation summary table				
Exposure Route/Concentrations/Durations: See AEGL-3 Derivation summary table				
Effects: See AEGL-3 Derivation summary table				
Endpoint/Concentration/Rationale: 3-fold reduction of AEGL-3 values. Considered threshold for the inability to escape. Approach is justified based on the steep concentration curve with regard to lethality (4-hour rat LC <sub>50</sub> : 51-53 ppm, 0% mortality in rats exposed to 45 ppm and 80% mortality in rats exposed to 57 ppm for 4 hours (Hoechst, 1986); 1-hour rat LC <sub>50</sub> : 100 ppm; rats exposed to 26 ppm for 1-hr were clinically normal and had no mortality (Fisher et al., 1981))				
Uncertainty Factors/Rationale: See AEGL-3 Derivation summary table				
Modifying Factor: NA				
Animal to Human Dosimetric Adjustment: NA				
Time Scaling: See AEGL-3 Derivation summary table				
Data quality and research needs: See AEGL-3 Derivation summary table. These values are considered protective because no rats died and only nasal turbinate histopathology and larynx lesions when repeatedly exposed to 3.1 ppm, and showed only larynx lesions when exposed to 1.01 ppm for 6 hours/day, 5 days/week for 4 weeks (BASF, 1993).				

**INTERIM 1: 05/2008**

**Methyl Chloroformate, Ethyl Chloroformate, Propyl Chloroformate, Isopropyl Chloroformate, Allyl Chloroformate, n-Butyl Chloroformate, Isobutyl Chloroformate, sec-Butyl Chloroformate, Ethyl Chlorothioformate, Benzyl Chloroformate, Phenyl Chloroformate, 2-Ethylhexyl Chloroformate**

1  
2  
3  
4  
5  
6  
7  
8  
9  
10  
11  
12  
13  
14  
15  
16  
17  
18  
19  
20  
21  
22  
23  
24  
25  
26  
27  
28  
29  
30  
31  
32  
33  
34  
35  
36  
37  
38  
39  
40  
41  
42  
43  
44  
45

<b>AEGL-3 VALUES FOR METHYL CHLOROFORMATE</b>				
<b>10-Minute</b>	<b>30-Minute</b>	<b>1-Hour</b>	<b>4-Hour</b>	<b>8-Hour</b>
<b>12 ppm</b>	<b>8.5 ppm</b>	<b>6.7 ppm</b>	<b>4.2 ppm</b>	<b>2.1 ppm</b>
Key Reference: Hoechst. 1986. Chloroformic acid methyl ester. Inhalation toxicity in the flow through system in male and female SPF Wistar rats. 4-hour LC <sub>50</sub> . Hollander, H., Weigand, W, Mayer, D., and Langer, K.H. Hoechst Pharmaceutical Research Toxicology. Report No. 86.0432. April 11, 1986.				
Test Species/Strain/Sex/Number: Rats/Wistar/5/sex/group				
Exposure Route/Concentrations/Durations: Rats/Inhalation/4 hours				
Endpoint/Concentration/Rationale: Calculated BMCL <sub>05</sub> in rats after a 4 hr-exposure/ 42.4 ppm/Estimated threshold for death for 1 hour exposure in rats				
Effects: Male rat LC <sub>50</sub> = 51 ppm; female rat LC <sub>50</sub> = 53 ppm Male and Female BMCL <sub>05</sub> = 42.4 Male and Female BMC <sub>01</sub> = 47.8				
<u>Concentration</u>	<u>Male Mortality</u>	<u>Female Mortality</u>		
35 ppm	0/5	0/5		
45 ppm	0/5	0/5		
57 ppm	5/5	3/5		
73 ppm	5/5	5/5		
Uncertainty Factors/Rationale: Interspecies = 3: Intraspecies = 3: Methyl chloroformate is highly reactive and clinical signs are likely caused by a direct chemical effect on the tissues; this type of effect is not expected to vary greatly between species or among individuals.				
Total UF = 10.				
Modifying Factor: NA				
Animal to Human Dosimetric Adjustment: Insufficient data				
Time Scaling: c <sup>n</sup> x t= k, where n=3 when extrapolating to shorter time points (10-min, 30-min and 1-hour) and n = 1 when extrapolating to longer time points (8-hours). Time scaling from 4-hours to 10-minutes is justified based on a 1-hr LC <sub>50</sub> study (Bio-Test, 1975); utilizing the BMCL <sub>05</sub> from this study yields a 10-min AEGL-3 value of 13 ppm, which supports the time-scaled value of 12 ppm calculated from Hoechst (1986).				
Data Quality and Research Needs: Many rat acute lethality studies exist with consistent results. Appropriate endpoint for AEGL-3. These values are considered protective because no rats died when exposed to 7.8 ppm 6 hours/day, 5 days/week for 4 weeks (BASF, 1999), and no rats died until week 4 when exposed to 8.8 ppm repeatedly (6 hours/day, 5 days/week for 4 weeks) (BASF, 1993).				

**INTERIM 1: 05/2008**

**Methyl Chloroformate, Ethyl Chloroformate, Propyl Chloroformate, Isopropyl Chloroformate, Allyl Chloroformate, n-Butyl Chloroformate, Isobutyl Chloroformate, sec-Butyl Chloroformate, Ethyl Chlorothioformate, Benzyl Chloroformate, Phenyl Chloroformate, 2-Ethylhexyl Chloroformate**

1

**INTERIM 1: 05/2008**

**Methyl Chloroformate, Ethyl Chloroformate, Propyl Chloroformate, Isopropyl Chloroformate, Allyl Chloroformate, n-Butyl Chloroformate, Isobutyl Chloroformate, sec-Butyl Chloroformate, Ethyl Chlorothioformate, Benzyl Chloroformate, Phenyl Chloroformate, 2-Ethylhexyl Chloroformate**

1  
2  
3

**APPENDIX II-C:**

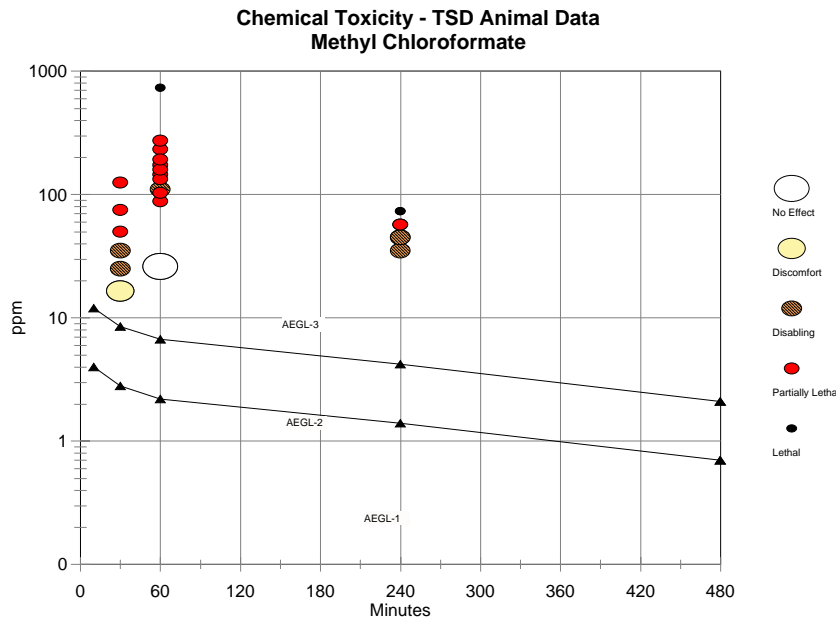
**Category Plot for Methyl Chloroformate**



**INTERIM 1: 05/2008**

**Methyl Chloroformate, Ethyl Chloroformate, Propyl Chloroformate, Isopropyl Chloroformate, Allyl Chloroformate, n-Butyl Chloroformate, Isobutyl Chloroformate, sec-Butyl Chloroformate, Ethyl Chloroformate, Benzyl Chloroformate, Phenyl Chloroformate, 2-Ethylhexyl Chloroformate**

1  
2  
3  
4  
5  
6  
7  
8  
9  
10  
11  
12  
13  
14  
15  
16  
17  
18  
19  
20  
21  
22  
23  
24  
25  
26  
27  
28  
29  
30  
31  
32



**INTERIM 1: 05/2008**

**Methyl Chloroformate, Ethyl Chloroformate, Propyl Chloroformate, Isopropyl Chloroformate, Allyl Chloroformate, n-Butyl Chloroformate, Isobutyl Chloroformate, sec-Butyl Chloroformate, Ethyl Chlorothioformate, Benzyl Chloroformate, Phenyl Chloroformate, 2-Ethylhexyl Chloroformate**

1  
2  
3

**APPENDIX II-D:**

**Benchmark Concentration Calculation for Methyl Chloroformate**

**INTERIM 1: 05/2008**

**Methyl Chloroformate, Ethyl Chloroformate, Propyl Chloroformate, Isopropyl Chloroformate, Allyl Chloroformate, n-Butyl Chloroformate, Isobutyl Chloroformate, sec-Butyl Chloroformate, Ethyl Chlorothioformate, Benzyl Chloroformate, Phenyl Chloroformate, 2-Ethylhexyl Chloroformate**

1 BMDS MODEL RUN  
2 ~~~~~  
3 The form of the probability function is:  
4  $P[\text{response}] = \text{Background}$   
5  $+ (1 - \text{Background}) * \text{CumNorm}(\text{Intercept} + \text{Slope} * \text{Log}(\text{Dose}))$ ,  
6 where CumNorm(.) is the cumulative normal distribution function  
7 Dependent variable = Mean  
8 Independent variable = Dose  
9 Slope parameter is not restricted  
10  
11 Total number of observations = 4  
12 Total number of records with missing values = 0  
13 Maximum number of iterations = 250  
14 Relative Function Convergence has been set to: 1e-008  
15 Parameter Convergence has been set to: 1e-008  
16  
17 User has chosen the log transformed model  
18  
19 Default Initial (and Specified) Parameter Values  
20 background = 0  
21 intercept = -20.4973  
22 slope = 5.16963  
23  
24 Asymptotic Correlation Matrix of Parameter Estimates  
25 ( \*\*\* The model parameter(s) -background -slope  
26 have been estimated at a boundary point, or have been specified by the user,  
27 and do not appear in the correlation matrix )  
28  
29 intercept  
30 intercept 1  
31  
32 Parameter Estimates  
33  
34 Variable Estimate Std. Err.  
35 background 0 NA  
36 intercept -71.9357 0.449759  
37 slope 18 NA  
38  
39 NA - Indicates that this parameter has hit a bound  
40 implied by some inequality constraint and thus  
41 has no standard error.  
42  
43 Analysis of Deviance Table  
44  
45 Model Log(likelihood) Deviance Test DF P-value  
46 Full model -5.00402  
47 Fitted model -5.00722 0.00639048 3 0.9999  
48 Reduced model -27.5256 45.0431 3 <.0001  
49  
50 AIC: 12.0144  
51  
52  
53  
54

**INTERIM 1: 05/2008**

**Methyl Chloroformate, Ethyl Chloroformate, Propyl Chloroformate, Isopropyl Chloroformate, Allyl Chloroformate, n-Butyl Chloroformate, Isobutyl Chloroformate, sec-Butyl Chloroformate, Ethyl Chlorothioformate, Benzyl Chloroformate, Phenyl Chloroformate, 2-Ethylhexyl Chloroformate**

1 Goodness of Fit

2  
3

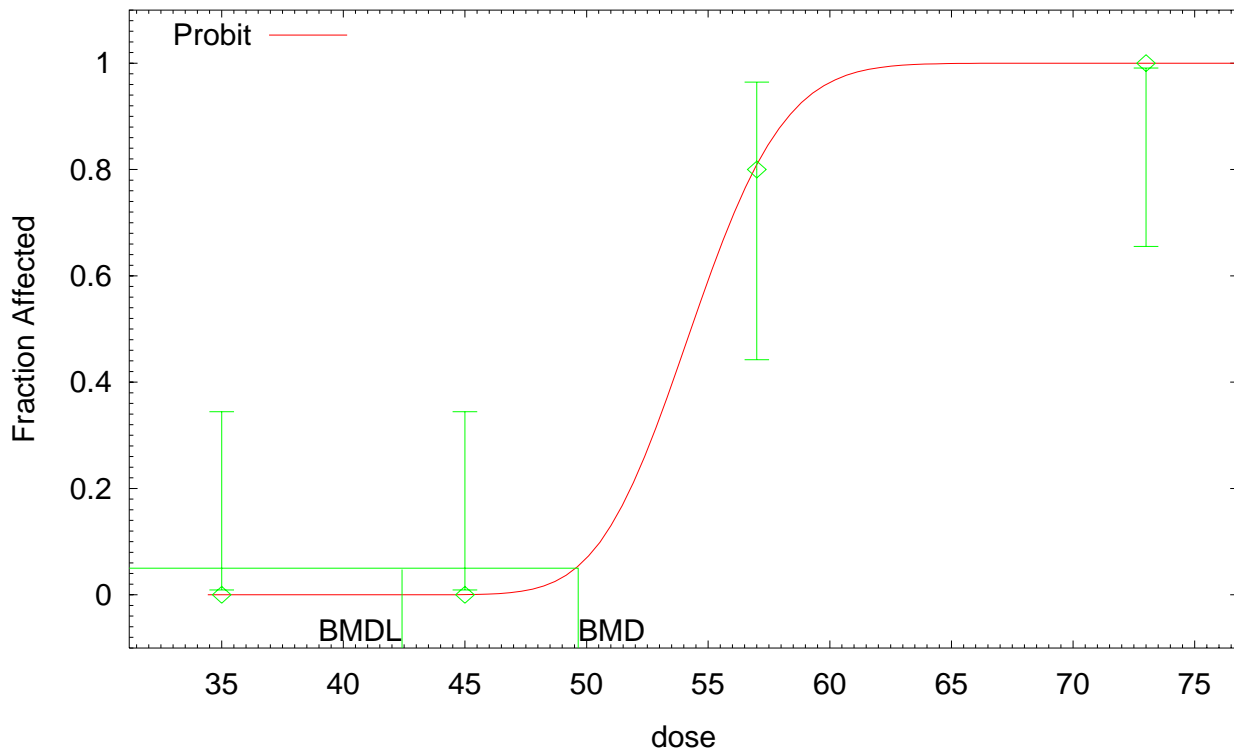
	Dose	Est._Prob.	Expected	Observed	Scaled Size	Residual
4						
5	-----					
6	35.0000	0.0000	0.000	0	10	-1.008e-007
7	45.0000	0.0003	0.003	0	10	-0.0564
8	57.0000	0.7993	7.993	8	10	0.005272
9	73.0000	1.0000	10.000	10	10	0.0007765

10  
11 Chi-square = 0.00 DF = 3 P-value = 1.0000

12  
13  
14 Benchmark Dose Computation

15  
16 Specified effect = 0.05  
17 Risk Type = Extra risk  
18 Confidence level = 0.95  
19 BMD = 49.6524  
20 BMDL = 42.4113  
21

Probit Model with 0.95 Confidence Level



13:37 09/27 2006

22  
23

**INTERIM 1: 05/2008**

**Methyl Chloroformate, Ethyl Chloroformate, Propyl Chloroformate, Isopropyl Chloroformate, Allyl Chloroformate, n-Butyl Chloroformate, Isobutyl Chloroformate, sec-Butyl Chloroformate, Ethyl Chlorothioformate, Benzyl Chloroformate, Phenyl Chloroformate, 2-Ethylhexyl Chloroformate**

1

**INTERIM 1: 05/2008**

**Methyl Chloroformate, Ethyl Chloroformate, Propyl Chloroformate, Isopropyl Chloroformate, Allyl Chloroformate, n-Butyl Chloroformate, Isobutyl Chloroformate, sec-Butyl Chloroformate, Ethyl Chlorothioformate, Benzyl Chloroformate, Phenyl Chloroformate, 2-Ethylhexyl Chloroformate**

**TABLE OF CONTENTS: CHAPTER III: ETHYL CHLOROFORMATE**

1

2

3 LIST OF TABLES ..... III-4

4

5

6 SUMMARY ..... III-5

7

8 III.1 HUMAN TOXICITY DATA ..... III-7

9

10 III.1.1 Acute Lethality ..... III-7

11 III.1.2 Non-lethal Toxicity ..... III-7

12 III.1.2.1 Case Report ..... III-7

13 III.1.3 Developmental/Reproductive Toxicity ..... III-7

14 III.1.4 Genotoxicity ..... III-7

15 III.1.5 Carcinogenicity ..... III-7

16 III.1.6 Summary ..... III-7

17

18 III.2 ANIMAL TOXICITY DATA ..... III-7

19 III.2.1 Acute Lethality ..... III-7

20 III.2.1.1. Rats ..... III-7

21 III.2.1.2. Mice ..... III-8

22 III.2.2 Developmental/Reproductive Toxicity ..... III-9

23 III.2.3 Genotoxicity ..... III-9

24 III.2.4 Carcinogenicity ..... III-9

25 III.2.5 Summary ..... III-9

26

27 III.3. DATA ANALYSIS AND AEGL-1 ..... III-10

28 III.3.1 Human Data Relevant to AEGL-1 ..... III-10

29 III.3.2 Animal Data Relevant to AEGL-1 ..... III-10

30 III.3.3 Derivation of AEGL-1 ..... III-10

31

32 III.4. DATA ANALYSIS AND AEGL-2 ..... III-11

33 III.4.1 Human Data Relevant to AEGL-2 ..... III-11

34 III.4.2 Animal Data Relevant to AEGL-2 ..... III-11

35 III.4.3 Derivation of AEGL-2 ..... III-11

36

37 III.5. DATA ANALYSIS AND AEGL-3 ..... III-11

38 III.5.1 Human Data Relevant to AEGL-3 ..... III-11

39 III.5.2 Animal Data Relevant to AEGL-3 ..... III-11

40 III.5.3 Derivation of AEGL-3 ..... III-12

41

42 III.6. SUMMARY OF AEGLS ..... III-12

43 III.6.1 AEGL Values and Toxicity Endpoints ..... III-12

44 III.6.2 Comparison with Other Standards and Guidelines ..... III-12

45 III.6.3 Data Quality and Research Needs ..... III-13

**INTERIM 1: 05/2008**

**Methyl Chloroformate, Ethyl Chloroformate, Propyl Chloroformate, Isopropyl Chloroformate, Allyl Chloroformate, n-Butyl Chloroformate, Isobutyl Chloroformate, sec-Butyl Chloroformate, Ethyl Chlorothioformate, Benzyl Chloroformate, Phenyl Chloroformate, 2-Ethylhexyl Chloroformate**

1	III.7.	REFERENCES .....	III-14
2			
3		APPENDIX III-A: Derivation of AEGL Values for Ethyl Chloroformate .....	III-A-1
4			
5		APPENDIX III-B: Derivation Summary for Ethyl Chloroformate .....	III-B-1
6			
7		APPENDIX III-C: Category Plot for Ethyl Chloroformate .....	III-C-1
8			
9			



**LIST OF TABLES**

1  
2  
3 Summary of AEGL Values for Ethyl Chloroformate ..... III-5  
4  
5  
6 III-1. Exposure of Male Swiss-Webster Mice to Ethyl Chloroformate for 30 minutes ..... III-9  
7  
8 III-2. Summary of Acute Inhalation Data of Animals Exposed to Ethyl Chloroformate ..... III-10  
9  
10 III-3. AEGL-1 Values for Ethyl Chloroformate ..... III-11  
11  
12 III-4. AEGL-2 Values for Ethyl Chloroformate ..... III-11  
13  
14 III-5. AEGL-3 Values for Ethyl Chloroformate ..... III-12  
15  
16 III-6. Summary of AEGL Values for Ethyl Chloroformate ..... III-12  
17  
18  
19  
20

**SUMMARY: ETHYL CHLOROFORMATE**

Data were insufficient for derivation of AEGL-1 values for ethyl chloroformate. Therefore, AEGL-1 values are not recommended.

No acute inhalation data consistent with the definition of AEGL-2 with both concentration and duration parameters were available. Therefore, the AEGL-2 values for ethyl chloroformate were based upon a 3-fold reduction in the AEGL-3 values; this is considered an estimate of a threshold for irreversible effects (NRC, 2001). This approach is justified based on the steep concentration curve with regard to lethality (1-hour rat LC<sub>50</sub>: 189-200 ppm; rats exposed to 47 ppm for 1-hr were clinically normal and had no mortality; Fisher et al., 1981).

One-third of the most conservative 1-hr LC<sub>50</sub> value in rats (145 ppm x 1/3 = 48 ppm) (Vernot et al., 1977) was used as the point-of-departure for ethyl chloroformate AEGL-3 values. This concentration is considered a threshold for lethality and is supported by the fact that no deaths were observed in rats exposed to 47 ppm for 1 hour (Fisher et al., 1981). Interspecies and intraspecies uncertainty factors of 3 each were applied because ethyl chloroformate is highly reactive and clinical signs are likely caused by a direct chemical effect on the tissues; this type of effect is not expected to vary greatly between species or among individuals. Furthermore, inter- and intraspecies uncertainty factors of 3 each were also applied when AEGL-3 values were calculated for the structural analogs, methyl chloroformate (Section II.5.3), isopropyl chloroformate (Section V.5.3), and n-butyl chloroformate (Section VII.5.3), and these resulting AEGL values were considered protective when compared with chemical-specific, repeated-exposure data for these analogs. Thus, the total uncertainty factor is 10. The concentration-exposure time relationship for many irritant and systemically-acting vapors and gases may be described by  $c^n \times t = k$ , where the exponent, n, ranges from 0.8 to 3.5 (ten Berge et al., 1986). To obtain conservative and protective AEGL values in the absence of an empirically derived chemical-specific scaling exponent, temporal scaling was performed using n=3 when extrapolating to shorter time points (10-minutes and 30-minutes) and n = 1 when extrapolating to longer time points (4-hours and 8-hours).

The calculated values are listed in the table below.

Summary of AEGL Values For Ethyl Chloroformate						
Classification	10-Minute	30-Minute	1-Hour	4-Hour	8-Hour	Endpoint (Reference)
AEGL-1 (Nondisabling)	NR	NR	NR	NR	NR	Insufficient data
AEGL-2 (Disabling)	2.9 ppm (13 mg/m <sup>3</sup> )	2.0 ppm (8.8 mg/m <sup>3</sup> )	1.6 ppm (7.0 mg/m <sup>3</sup> )	0.40 ppm (1.8 mg/m <sup>3</sup> )	0.20 ppm (0.88 mg/m <sup>3</sup> )	1/3 the AEGL-3 values (Vernot et al., 1977)
AEGL-3 (Lethality)	8.8 ppm (39 mg/m <sup>3</sup> )	6.1 ppm (27 mg/m <sup>3</sup> )	4.8 ppm (21 mg/m <sup>3</sup> )	1.2 ppm (5.3 mg/m <sup>3</sup> )	0.60 ppm (2.6 mg/m <sup>3</sup> )	Estimated lethality threshold in the rat after a 1-hour exposure (Vernot et al., 1977)

NR: Not Recommended. However, absence of a derived AEGL-1 value does not imply that exposure below the AEGL-2 is without adverse effects.

**INTERIM 1: 05/2008**

**Methyl Chloroformate, Ethyl Chloroformate, Propyl Chloroformate, Isopropyl Chloroformate, Allyl Chloroformate, n-Butyl Chloroformate, Isobutyl Chloroformate, sec-Butyl Chloroformate, Ethyl Chlorothioformate, Benzyl Chloroformate, Phenyl Chloroformate, 2-Ethylhexyl Chloroformate**

1  
2  
3  
4  
5  
6  
7  
8  
9  
10

*NRC (National Resource Council). 2001. Standing Operating Procedures for Developing Acute Exposure Guideline Levels for Hazardous Chemicals. National Academy Press, Washington, DC.*

*ten Berge, W.F., Zwart, A. and Appelman, L.M. 1986. Concentration-time mortality response relationship of irritant and systemically acting vapours and gases. Journal Hazardous Materials 13:301-309.*

*Vernot, E.H., MacEwen, J.D., Haun, C.C., and E.R. Kinkead. 1977. Acute toxicity and skin corrosion data for some organic and inorganic compounds and aqueous solutions. Toxicol. Appl. Pharmacol. 42: 417-424.*

1 **III.1. HUMAN TOXICITY DATA**

2 **III.1.1 Acute Lethality**

3

4 Information concerning death in humans following inhalation exposure to ethyl chloroformate is not  
5 available.

6

7 **III.1.2 Non-lethal Toxicity**

8 **III.1.2.1 Case Report**

9

10 A chemical operator employed in the manufacture of polyvinyl chloride was splashed with an  
11 undetermined amount of ethyl chloroformate when a plastic hose blew off a pump that was dispensing  
12 ethyl chloroformate (Bowra, 1981). Because of the nature of ethyl chloroformate, the worker was  
13 wearing a polyvinyl chloride apron, safety shoes, long gloves and a full face fresh air mask, and this  
14 protective clothing limited the exposure to an area on his right thigh. He showered in a domestic  
15 shower, and developed ocular irritation and cough, presumably because the warmth/humidity of the  
16 shower room produced ethyl chloroformate fumes from the discarded clothing. Symptoms then  
17 subsided until 3.5 hours after the incident when he experienced chest tightness and difficulty  
18 breathing. He was slightly cyanotic and had audible crepitations at the base of his right lung; a  
19 reddened area was visible on the right thigh. He was then hospitalized and subsequently developed  
20 pulmonary edema. He received medical treatment and symptoms resolved over the next few days,  
21 with no long-term effects.

22

23 **III.1.3 Developmental/Reproductive Toxicity**

24

25 Developmental/reproductive studies regarding acute human exposure to ethyl chloroformate were  
26 not available.

27

28 **III.1.4 Genotoxicity**

29

30 Genotoxicity studies regarding acute human exposure to ethyl chloroformate were not available.

31

32 **III.1.5 Carcinogenicity**

33

34 Carcinogenicity studies regarding human exposure to ethyl chloroformate were not available.

35

36 **III.1.6 Summary**

37

38 Data concerning human exposure to ethyl chloroformate are limited to one occupational case report  
39 lacking exposure concentration and duration information. This report suggests that ethyl  
40 chloroformate is a respiratory tract irritant and is capable of inducing delayed pulmonary edema. No  
41 reports regarding developmental/reproductive toxicity, genotoxicity, or carcinogenicity were  
42 available.

43

44 **III.2. ANIMAL TOXICITY DATA**

45

**III.2.1 Acute Lethality**

**III.2.1.1 Rats**

Groups of ten male Sprague Dawley rats were exposed to 365 or 730 ppm (nominal concentrations) ethyl chloroformate for 1 hour (WARF Institute, Inc, 1978). A “semi-portable” exposure chamber containing an exhaust fan for adjustable air flow was utilized. Ethyl chloroformate was administered into the incoming air stream just before it entered the chamber port, and exposure concentrations were calculated by dividing the total amount sprayed into the chamber by the total cubic feet of air circulated through the chamber. Within one minute, and throughout the 1-hour exposure period, animals in both groups had closed eyes and were gasping. Animals in the 730 ppm group were in a semi-conscious state from 10-minutes into the exposure through the end of the exposure period; all animals in the 730 ppm group died between one and two hours post-exposure. All animals in the 365 ppm group died within 24-hours post-exposure. Hemorrhage in all lung lobes and hemorrhage in the trachea were noted during gross necropsy.

Groups of five male and five female Fischer 344 rats were exposed to 0, 47, 153, 180, 245, or 270 ppm ethyl chloroformate vapor for 1 hour in a 3-foot wide Hinner-style chamber, followed by a 14-day observation period (Fisher et al., 1981). Ethyl chloroformate chamber concentrations were monitored by real time variable pathlength infrared photospectrometry. The LC<sub>50</sub> values were 189 (164-216) ppm for male rats, and 200 (173-232) ppm for female rats at 14 days post-exposure. Controls and rats in the 47 ppm group were clinically normal and showed no treatment-related effects at necropsy. Body weight gain was decreased for surviving males and females in the 153 and 180 ppm groups at day 7 and at termination. All rats in the 245 and 270 ppm groups died prior to scheduled sacrifice. Average relative lung weight of animals in the 245 and 270 ppm groups was approximately three-times greater than that of controls, and corroborating lesions indicative of acute alveolar hemorrhage were noted. Relative lung weight was also increased (magnitude not specified) in the 153 and 180 ppm groups. Red lung coloration was noted in one male and one female in the 153 ppm group, and two females and one male in the 180 ppm group.

Vernot et al. (1977) reported a 1-hour LC<sub>50</sub> of 145 (140-150) ppm for male Sprague-Dawley rats and a value of 170 (150-180) ppm for female Sprague-Dawley rats. Experiments were performed in bell jars using groups of five rats per exposure level and concentrations were analytically determined. No further experimental details were available.

Death occurred in 9/10 rats exposed to 200 ppm ethyl chloroformate for 1 hour (BASF, 1970a). Clinical signs included mucous membrane irritation and gasping. Lung congestion and edema were noted at necropsy.

Death occurred in 11/12 rats exposed to an “atmosphere enriched or saturated” with ethyl chloroformate vapor at 20°C for 3 minutes. (BASF, 1970b). Clinical signs included vigorous escape behavior, extremely severe mucous membrane irritation, and gasping. Lung congestion, edema, and emphysema were noted at necropsy.

Groups of four male and four female Alderly Park SPF rats were exposed to 1 ppm (twenty 6-hour exposures), 5 ppm (twenty 6-hr exposures), or 20 ppm (ten 6-hr exposures) ethyl chloroformate vapor

**INTERIM 1: 05/2008**

**Methyl Chloroformate, Ethyl Chloroformate, Propyl Chloroformate, Isopropyl Chloroformate, Allyl Chloroformate, n-Butyl Chloroformate, Isobutyl Chloroformate, sec-Butyl Chloroformate, Ethyl Chlorothioformate, Benzyl Chloroformate, Phenyl Chloroformate, 2-Ethylhexyl Chloroformate**

1 in isopropanol (Gage, 1970). The vapor concentrations were produced by injecting liquid at a known  
2 rate into a metered stream of air with a controlled fluid-feed atomizer. No effects were observed at 1  
3 ppm, decreased weight gain was observed at 5 ppm, and nasal irritation, respiratory difficulty, weight  
4 loss, and poor condition were observed at 20 ppm. Distended lungs and lung hemorrhage were noted  
5 at autopsy in the 20 ppm group. No further details were provided.

6  
7 The following oral LD<sub>50</sub> values were reported for male rats: 470 mg/kg (Vernot et al., 1977) and  
8 411 mg/kg (WARF Institute, Inc., 1978). An oral LD<sub>50</sub> value of 614 mg/kg was reported for female  
9 Wistar rats (Hoechst, 1975); an oral LD<sub>50</sub> of 244 mg/kg was reported for an unspecified sex and strain  
10 of rat (BASF, 1970c). A dermal LD<sub>50</sub> value of >2 mL/kg was reported for male rats (WARF Institute,  
11 Inc., 1978), and a dermal LD<sub>50</sub> value of 7120 mg/kg was reported for New Zealand white rabbits  
12 (Vernot et al., 1977).

13  
14 **III.2.1.2 Mice**

15  
16 Following a 10-minute fresh air control period, groups of four male Swiss-Webster mice were  
17 exposed head only to concentrations of 0, 25, 50, 100, or 200 ppm ethyl chloroformate aerosol for 30  
18 minutes (Carpenter, 1982). The mice were then removed to fresh air for a 10 minute recovery period,  
19 while respiratory rates were monitored continuously. Undiluted ethyl chloroformate was delivered to  
20 a Pitt #1 aerosol generator via a 2 cc syringe, driven by a pump at a known rate. Aerosol was directed  
21 into a 6 L stainless steel chamber which was continuously evacuated at 18.3 L/min. An RD<sub>50</sub> of 77.5±  
22 5.4 ppm was calculated. Results are summarized in Table III-1.

23  
24

Concentration (ppm)	Respiratory rates (control/exposed)	% Decrease in respiratory rate	Mortality Within 24-hrs
25 25	285/255	11	0/4
26 50	280/235	52	0/4
27 100	260/120	54	3/4
28 200	215/55	74	4/4

29  
30  
31 \*Carpenter, 1982

32  
33  
34 **III.2.2 Developmental/Reproductive Toxicity**

35  
36 Studies concerning the developmental/reproductive toxicity of ethyl chloroformate were not located.

37  
38 **III.2.3 Genotoxicity**

39  
40 Ethyl chloroformate was negative in a preincubation test both with and without metabolic activation  
41 in *Salmonella typhimurium* strains TA 98, TA 100, TA 1535, and TA 1537 (BASF, 1988).

42  
43 **III.2.4 Carcinogenicity**

1 Groups of 50 male Sprague-Dawley rats were administered 1.5, 3.0, or 6.0 ppm ethyl chloroformate  
 2 by inhalation 6 hours/day, 5 days/week for a total of 30 exposures (Sellakumar et al., 1987). There  
 3 was no treatment-related effect on life span. A single (1/50) animal in the 6.0 ppm group developed a  
 4 squamous cell carcinoma of the nasal mucosa; the time to tumor appearance was 700 days. No nasal  
 5 tumors were noted at 1.5 or 3.0 ppm.

6  
 7 Van Duuren et al. (1987) investigated the carcinogenicity of ethyl chloroformate in female ICR/Ha  
 8 Swiss mice by dermal and subcutaneous administration. Groups of 30 to 50 mice received dermal  
 9 applications of 3.0, 4.3, or 5.5 mg ethyl chloroformate in acetone three times/week for 18-22 months.  
 10 Tumor incidence was 0/50, 1/30, and 0/50, for the 3.0, 4.3, and 5.5 mg dose groups, respectively. In a  
 11 dermal initiation-promotion assay, mice were administered a single 5.5 mg dose of ethyl  
 12 chloroformate, followed 2 weeks later by thrice weekly applications of phorbol myesterate acetate (as a  
 13 promoter) for 18-22 months. Tumors were noted in 6/50 animals (4 papillomas, 2 squamous cell  
 14 carcinomas), suggesting that ethyl chloroformate may be active as a tumor promoter. In a  
 15 subcutaneous injection study, mice were injected in the left flank once weekly with 0.3 or 1.1 mg ethyl  
 16 chloroformate in 0.1 mL tricapylin for 18-22 months. Tumor incidence was 1/50 for the 0.3 mg  
 17 group (squamous cell carcinoma) and 0/50 in the 1.1 mg group.

18  
 19  
 20 **III.2.5 Summary**

21  
 22 Animal toxicity data for ethyl chloroformate are limited. Rat 1-hr LC<sub>50</sub> values were relatively  
 23 consistent between studies as follows: 189 ppm and 200 ppm for male and female Fischer 344 rats,  
 24 respectively (Fisher et al., 1981), and 145 ppm and 170 ppm for male and female sprague Dawley rats,  
 25 respectively (Vernot et al., 1977). Signs of toxicity included decreased body weight gain, respiratory  
 26 distress, increased lung weight and pulmonary edema. A 30-min RD<sub>50</sub> of 77.5 ppm (nominal  
 27 concentration) ethyl chloroformate was reported for male Swiss-Webster mice (Carpenter, 1982). No  
 28 data concerning developmental/reproductive toxicity were located in the available literature. Ethyl  
 29 chloroformate was negative in the Ames assay. Carcinogenicity data (Van Duuren et al., 1987)  
 30 suggest that ethyl chloroformate may be a tumor promoter by the dermal route. Animal data are  
 31 summarized in Table III-2.  
 32

33 **Table III-2. Summary of Acute Inhalation Data of Animals Exposed to Ethyl Chloroformate**

Species	Concentration (ppm)	Exposure Duration	Effect	Reference
Rat	47	1 hour	No effects	Fisher et al., 1981
Rat-male	145	1 hour	LC <sub>50</sub>	Vernot et al., 1977
Rat-female	170	1 hour	LC <sub>50</sub>	Vernot et al., 1977
Rat-male	189	1 hour	LC <sub>50</sub>	Fisher et al., 1981
Rat-female	200	1 hour	LC <sub>50</sub>	Fisher et al., 1981
Rat	245	1 hour	10/10 dead	Fisher et al., 1981
Rat	270	1 hour	10/10 dead	Fisher et al., 1981

**INTERIM 1: 05/2008**

**Methyl Chloroformate, Ethyl Chloroformate, Propyl Chloroformate, Isopropyl Chloroformate, Allyl Chloroformate, n-Butyl Chloroformate, Isobutyl Chloroformate, sec-Butyl Chloroformate, Ethyl Chlorothioformate, Benzyl Chloroformate, Phenyl Chloroformate, 2-Ethylhexyl Chloroformate**

Rat	365 (nominal)	1 hour	10/10 dead	WARF Institute, Inc., 1978
Rat	730 (nominal)	1 hour	10/10 dead	WARF Institute, Inc, 1978
Mouse	77.5 (nominal)	30 minutes	RD <sub>50</sub>	Carpenter, 1982

**III.3. DATA ANALYSIS AND AEGL-1**

**III.3.1 Human Data Relevant to AEGL-1**

No human data consistent with the definition of AEGL-1 were available.

**III.3.2 Animal Data Relevant to AEGL-1**

No animal data consistent with the definition of AEGL-1 were available.

**III.3.3 Derivation of AEGL-1**

Data were insufficient for derivation of AEGL-1 values for ethyl chloroformate. Therefore, AEGL-1 values are not recommended (Table III-3).

TABLE III-3. AEGL-1 Values for Ethyl Chloroformate					
Classification	10-Minute	30-Minute	1-Hour	4-Hour	8-Hour
AEGL-1	NR	NR	NR	NR	NR

NR: Not Recommended. Absence of AEGL-1 values does not imply that concentrations below AEGL-2 are without effect.

**III.4. DATA ANALYSIS AND AEGL-2**

**III.4.1 Human Data Relevant to AEGL-2**

No human data with quantified concentration and duration parameters consistent with the definition of AEGL-2 were available.

**III.4.2 Animal Data Relevant to AEGL-2**

No animal data consistent with the definition of AEGL-2 were available.

**III.4.3 Derivation of AEGL-2**

No acute inhalation data consistent with the definition of AEGL-2 with both concentration and duration parameters were available. Therefore, the AEGL-2 values for ethyl chloroformate will be based upon a 3-fold reduction in the AEGL-3 values; this is considered an estimate of a threshold for irreversible effects (NRC, 2001). This approach is justified based on the steep concentration curve



1 with regard to lethality (1-hour rat LC<sub>50</sub>: 189-200 ppm; rats exposed to 47 ppm for 1-hr were clinically  
 2 normal and had no mortality; Fisher et al., 1981). The AEGL-2 values for ethyl chloroformate are  
 3 presented in Table III-4, and the calculations for these AEGL-2 values are presented in Appendix III-  
 4 A.

5

6 **TABLE III-4. AEGL-2 Values for Ethyl Chloroformate**

Classification	10-Minute	30-Minute	1-Hour	4-Hour	8-Hour
AEGL-2	2.9 ppm (13 mg/m <sup>3</sup> )	2.0 ppm (8.8 mg/m <sup>3</sup> )	1.6 ppm (7.0 mg/m <sup>3</sup> )	0.40 ppm (1.8 mg/m <sup>3</sup> )	0.20 ppm (0.88 mg/m <sup>3</sup> )

7

8

9

10

11 **III.5. DATA ANALYSIS AND AEGL-3**

12 **III.5.1 Human Data Relevant to AEGL-3**

13

14 No human data consistent with the definition of AEGL-3 were available.

15

16 **III.5.2 Animal Data Relevant to AEGL-3**

17

18 Rat 1-hr LC<sub>50</sub> values were as follows: 189 ppm and 200 ppm for male and female Fischer 344 rats,  
 19 respectively (Fisher et al., 1981), and 145 ppm and 170 ppm for male and female Sprague Dawley  
 20 rats, respectively (Vernot et al., 1977). Exposure of male and female Fischer 344 rats to 47 ppm  
 21 methyl chloroformate for 1 hour resulted in no deaths (Fisher et al., 1981).

22

23 **III.5.3 Derivation of AEGL-3**

24

25 One-third of the most conservative 1-hr LC<sub>50</sub> value in rats (145 ppm x 1/3 = 48 ppm ) (Vernot et al.,  
 26 1977) will be used as the point-of-departure for ethyl chloroformate AEGL-3 values. This  
 27 concentration is considered a threshold for lethality and is supported by the fact that no deaths were  
 28 observed in rats exposed to 47 ppm for 1 hour (Fisher et al., 1981). Interspecies and intraspecies  
 29 uncertainty factors of 3 each will be applied because ethyl chloroformate is highly reactive and clinical  
 30 signs are likely caused by a direct chemical effect on the tissues; this type of effect is not expected to  
 31 vary greatly between species or among individuals. Furthermore, inter- and intraspecies uncertainty  
 32 factors of 3 each were also applied when AEGL-3 values were calculated for the structural analogs,  
 33 methyl chloroformate (Section II.5.3), isopropyl chloroformate (Section V.5.3), and n-butyl  
 34 chloroformate (Section VII.5.3), and these resulting AEGL values were considered protective when  
 35 compared with chemical-specific, repeated-exposure data for these analogs. Thus, the total  
 36 uncertainty factor is 10. The concentration-exposure time relationship for many irritant and  
 37 systemically-acting vapors and gases may be described by  $c^n \times t = k$ , where the exponent, n, ranges  
 38 from 0.8 to 3.5 (ten Berge et al., 1986). To obtain conservative and protective AEGL values in the  
 39 absence of an empirically derived chemical-specific scaling exponent, temporal scaling was performed  
 40 using n=3 when extrapolating to shorter time points (10-minutes and 30-minutes) and n = 1 when  
 41 extrapolating to longer time points (4-hours and 8-hours). The AEGL-3 values for ethyl  
 42 chloroformate are presented in Table III-5, and the calculations for these AEGL-3 values are presented  
 43 in Appendix III-A.

44

1  
2  
3  
4  
5  
6  
7  
8  
9  
10  
11  
12  
13  
14  
15  
16  
17  
18  
19  
20  
21  
22  
23  
24  
25  
26  
27  
28  
29  
30  
31  
32  
33  
34  
35  
36

Classification	10-Minute	30-Minute	1-Hour	4-Hour	8-Hour
AEGL-3	8.8 ppm (39 mg/m <sup>3</sup> )	6.1 ppm (27 mg/m <sup>3</sup> )	4.8 ppm (21 mg/m <sup>3</sup> )	1.2 ppm (5.3 mg/m <sup>3</sup> )	0.60 ppm (2.6 mg/m <sup>3</sup> )

### III.6. SUMMARY OF AEGLS

#### III.6.1 AEGL Values and Toxicity Endpoints

The derived AEGL values are summarized in Table III-6. Data were insufficient for derivation of AEGL-1 values for ethyl chloroformate. AEGL-2 values were derived by dividing AEGL-3 values by 3, and AEGL-3 values were based on an estimated 1-hour lethality threshold in rats.

Classification	10-minute	30-minute	1-hour	4-hour	8-hour
AEGL-1 (Nondisabling)	NR	NR	NR	NR	NR
AEGL-2 (Disabling)	2.9 ppm (13 mg/m <sup>3</sup> )	2.0 ppm (8.8 mg/m <sup>3</sup> )	1.6 ppm (7.0 mg/m <sup>3</sup> )	0.40 ppm (1.8 mg/m <sup>3</sup> )	0.20 ppm (0.88 mg/m <sup>3</sup> )
AEGL-3 (Lethal)	8.8 ppm (39 mg/m <sup>3</sup> )	6.1 ppm (27 mg/m <sup>3</sup> )	4.8 ppm (21 mg/m <sup>3</sup> )	1.2 ppm (5.3 mg/m <sup>3</sup> )	0.60 ppm (2.6 mg/m <sup>3</sup> )

NR: Not Recommended. However, absence of a derived AEGL-1 value does not imply that exposure below the AEGL-2 is without adverse effects.

#### III.6.2 Comparison with Other Standards and Guidelines

The Dutch MAC for ethyl chloroformate is 1 ppm [MAC (Maximaal Aanvaarde Concentratie) (Maximal Accepted Concentration)], is defined analogous to the ACGIH-TLV-TWA (SDU Uitgevers, 2000).

No other extant standards were located for ethyl chloroformate.

#### III.6.3 Data Quality and Research Needs

Animal data are limited to acute rat inhalation studies and a mouse RD<sub>50</sub> study. The consistency observed in the rat LC<sub>50</sub> studies adds to confidence in the derived AEGL values.

1  
2  
3  
4  
5  
6  
7  
8  
9  
10  
11  
12  
13  
14  
15  
16  
17  
18  
19  
20  
21  
22  
23  
24  
25  
26  
27  
28  
29  
30  
31  
32  
33  
34  
35  
36  
37  
38  
39  
40  
41  
42  
43  
44  
45

**III.7. REFERENCES**

BASF. 1970a. Report on the study of the acute inhalation of chloroformic acid ethyl ester in rats. Unpublished report, BASF Aktiengesellschaft, Experimental Toxicology and Ecology, Ludwigshafen, Germany. February 6, 1970.

BASF. 1970b. Report on the study of the acute inhalation hazard of chloroformic acid ethyl ester in rats (inhalation hazard test). Unpublished report, BASF Aktiengesellschaft, Experimental Toxicology and Ecology, Ludwigshafen, Germany. February 6, 1970.

BASF. 1970c. Report on the study of the acute oral toxicity of chloroformic acid ethyl ester in rats. Unpublished report, BASF Aktiengesellschaft, Experimental Toxicology and Ecology, Ludwigshafen, Germany. February 6, 1970, on behalf of BG Chemie.

BASF. 1988. Report on the study of chloroformic acid ethyl ester in the Ames test (preincubation test with Salmonella typhimurium) Unpublished Report. Project No. 40M0261/874087. September 7, 1988.

Bowra, G.T. 1981. Delayed onset of pulmonary oedema following accidental exposure to ethyl chloroformate. *J. Soc. Occup. Med.* 31: 67-68.

Carpenter, C.P. 1982. Ethyl chloroformate, n-propyl chloroformate, Isobutyl chloroformate, Sec-butyl chloroformate. Sensory Irritation. Report by Mellon Institute. Report to PPG Industries, Inc., Chemicals Division. Report No. 82-49S.

Fisher, G.L., Prentice, B.A., Wilkinson, G.E., Mosberg, A.T., Chrisp, and M. M. Connell. 1981. Acute vapor inhalation LC50 and toxicity study of ethyl chloroformate in rats. Report to PPG Industries, Inc. Battelle Columbus Laboratories. Project No. NO920-4400. OTS0555045.

Gage, J.C. 1970. The subacute inhalation toxicity of 109 industrial chemicals. *Brit. J. Ind. Med.* 27:1-18.

Hoechst. 1975. Study of the acute oral toxicity of chloroformic acid ethyl ester in female SPF Wistar rats. Unpublished Report No. 521/75. Hoechst Aktiengesellschaft, Pharmaceutical Research Toxicology. October 27, 1975.

NRC (National Research Council). 2001. Standing Operating Procedures for Developing Acute Exposure Guideline Levels for Hazardous Chemicals. National Academy Press, Washington, DC.

SDU Uitgevers (under the auspices of the Ministry of Social Affairs and Employment), The Hague, The Netherlands 2000

Sellakumar, A.R., Snyder, C.A., and Albert, R.E. 1987. Inhalation carcinogenesis of various alkylating agents. *JNCI.* 79: 285-289.

**INTERIM 1: 05/2008**

**Methyl Chloroformate, Ethyl Chloroformate, Propyl Chloroformate, Isopropyl Chloroformate, Allyl Chloroformate, n-Butyl Chloroformate, Isobutyl Chloroformate, sec-Butyl Chloroformate, Ethyl Chlorothioformate, Benzyl Chloroformate, Phenyl Chloroformate, 2-Ethylhexyl Chloroformate**

- 1 ten Berge, W.F., Zwart, A. and Appelman, L.M. 1986. Concentration-time mortality response  
2 relationship of irritant and systemically acting vapours and gases. *J. Hazardous Materials* 13:301-309.  
3  
4 Van Duuren, B.L., Melchionne, S., and Seidman, I. 1987. Carcinogenicity of acrylating agents:  
5 chronic bioassays in mice and structure activity relationships. *J. Am. Coll. Toxicol.* 6: 479-488.  
6  
7 Vernot, E.H., MacEwen, J.D., Haun, C.C., and E.R. Kinkead. 1977. Acute toxicity and skin corrosion  
8 data for some organic and inorganic compounds and aqueous solutions. *Toxicol. Appl. Pharmacol.*  
9 42: 417-424.  
10  
11 WARF Institute, Inc. 1978. Initial Submission: Acute toxicity- ethyl chloroformate with letter dated  
12 090102. WARF Institute, Inc. Madison, WI. WARF No. 209422. OTS0546189.  
13

**INTERIM 1: 05/2008**

**Methyl Chloroformate, Ethyl Chloroformate, Propyl Chloroformate, Isopropyl Chloroformate, Allyl Chloroformate, n-Butyl Chloroformate, Isobutyl Chloroformate, sec-Butyl Chloroformate, Ethyl Chlorothioformate, Benzyl Chloroformate, Phenyl Chloroformate, 2-Ethylhexyl Chloroformate**

1  
2  
3

**APPENDIX III-A:**  
**Derivation of AEGL Values for Ethyl Chloroformate**

INTERIM 1: 05/2008

Methyl Chloroformate, Ethyl Chloroformate, Propyl Chloroformate, Isopropyl Chloroformate, Allyl Chloroformate, n-Butyl Chloroformate, Isobutyl Chloroformate, sec-Butyl Chloroformate, Ethyl Chlorothioformate, Benzyl Chloroformate, Phenyl Chloroformate, 2-Ethylhexyl Chloroformate

1                    **DERIVATION OF AEGL-1 VALUES FOR ETHYL CHLOROFORMATE**

- 2
- 3    Data were insufficient for derivation of AEGL-1 values for ethyl chloroformate.

**INTERIM 1: 05/2008**

**Methyl Chloroformate, Ethyl Chloroformate, Propyl Chloroformate, Isopropyl Chloroformate, Allyl Chloroformate, n-Butyl Chloroformate, Isobutyl Chloroformate, sec-Butyl Chloroformate, Ethyl Chlorothioformate, Benzyl Chloroformate, Phenyl Chloroformate, 2-Ethylhexyl Chloroformate**

**Derivation of AEGL-2 Values for Ethyl Chloroformate**

1  
2  
3  
4  
5  
6  
7  
8  
9  
10  
11  
12  
13  
14  
15  
16  
17  
18  
19  
20  
21

Key study: Vernot et al., 1977

Toxicity Endpoint:  $\frac{1}{3}$  of the AEGL-3 values

10-min AEGL-2:             $8.8 \text{ ppm} \div 3 = 2.9 \text{ ppm}$

30-min AEGL-2:            $6.1 \text{ ppm} \div 3 = 2.0 \text{ ppm}$

1-hr AEGL-2:              $4.8 \text{ ppm} \div 3 = 1.6 \text{ ppm}$

4-hr AEGL-2:              $1.2 \text{ ppm} \div 3 = 0.40 \text{ ppm}$

8-hr AEGL-2:              $0.60 \text{ ppm} \div 3 = 0.20 \text{ ppm}$

DERIVATION OF AEGL-3 VALUES FOR ETHYL CHLOROFORMATE

Key study: Vernot et al., 1977

Toxicity Endpoint: Estimated LC<sub>01</sub> (1/3 the LC<sub>50</sub>) from a 1-hour exposure in male rats.

LC50 = 145 ppm; 1/3 x 145 ppm = 48.3 ppm (point of departure)

Scaling: 10-minutes and 30-minutes

$$C^3 \times t = k$$

$$(48.3 \text{ ppm})^3 \times 1 \text{ hr} = 112769 \text{ ppm}^3\text{hr}$$

4-hours and 8-hours

$$C^1 \times t = k$$

$$(48.3 \text{ ppm})^1 \times 1 \text{ hr} = 48.3 \text{ ppm}^1\text{hr}$$

Uncertainty Factors:

3 for interspecies variability

3 for intraspecies variability

10-min AEGL-3 :

$$C^3 \times 0.167 \text{ hr} = 112769 \text{ ppm}^3\text{hr}$$

$$C^3 = 675263 \text{ ppm}^3$$

$$C = 87.7 \text{ ppm}$$

$$10\text{-min AEGL-3} = 87.7/10 = 8.8 \text{ ppm}$$

30-min AEGL-3

$$C^3 \times 0.5 \text{ hr} = 112769 \text{ ppm}^3\text{hr}$$

$$C^3 = 225538 \text{ ppm}^3$$

$$C = 60.9 \text{ ppm}$$

$$30\text{-min AEGL-3} = 60.9/10 = 6.1 \text{ ppm}$$

1-hr AEGL-3

$$1\text{-hr AEGL-3} = 48.3/10 = 4.8 \text{ ppm}$$

4-hr AEGL-3

$$C^1 \times 4 \text{ hr} = 48.3 \text{ ppm}^1\text{hr}$$

$$C^1 = 12 \text{ ppm}$$

$$C = 12 \text{ ppm}$$

$$4\text{-hr AEGL-3} = 12/10 = 1.2 \text{ ppm}$$

8-hr AEGL-3

$$C^1 \times 8 \text{ hr} = 48.3 \text{ ppm}^1\text{hr}$$

$$C^1 = 6.0 \text{ ppm}$$



**INTERIM 1: 05/2008**

**Methyl Chloroformate, Ethyl Chloroformate, Propyl Chloroformate, Isopropyl Chloroformate, Allyl Chloroformate, n-Butyl Chloroformate, Isobutyl Chloroformate, sec-Butyl Chloroformate, Ethyl Chlorothioformate, Benzyl Chloroformate, Phenyl Chloroformate, 2-Ethylhexyl Chloroformate**

- 1 C = 6.0 ppm
- 2 8-hr AEGL-3 =  $6.0/10 = 0.60$  ppm
- 3

**INTERIM 1: 05/2008**

**Methyl Chloroformate, Ethyl Chloroformate, Propyl Chloroformate, Isopropyl Chloroformate, Allyl Chloroformate, n-Butyl Chloroformate, Isobutyl Chloroformate, sec-Butyl Chloroformate, Ethyl Chlorothioformate, Benzyl Chloroformate, Phenyl Chloroformate, 2-Ethylhexyl Chloroformate**

1  
2  
3

**APPENDIX III- B:**

**Derivation Summary for Ethyl Chloroformate**

**INTERIM 1: 05/2008**

**Methyl Chloroformate, Ethyl Chloroformate, Propyl Chloroformate, Isopropyl Chloroformate, Allyl Chloroformate, n-Butyl Chloroformate, Isobutyl Chloroformate, sec-Butyl Chloroformate, Ethyl Chlorothioformate, Benzyl Chloroformate, Phenyl Chloroformate, 2-Ethylhexyl Chloroformate**

1  
2  
3  
4  
5  
6  
7  
8  
9  
10  
11  
12  
13  
14  
15  
16  
17  
18  
19

<b>AEGL-1 VALUES FOR ETHYL CHLOROFORMATE</b>				
<b>10-Minute</b>	<b>30-Minute</b>	<b>1-Hour</b>	<b>4-Hour</b>	<b>8-Hour</b>
NR	NR	NR	NR	NR
Reference: NA				
Test Species/Strain/Number: NA				
Exposure Route/Concentrations/Durations: NA				
Effects: NA				
Endpoint/Concentration/Rationale: NA				
Uncertainty Factors/Rationale: Interspecies = NA Intraspecies = NA (Alarie method requires no additional UF)				
Modifying Factor: NA				
Animal to Human Dosimetric Adjustment: NA				
Time Scaling: NA				
Data quality and research needs: Data were insufficient for derivation of AEGL-1 values. AEGL-1 values are not recommended.				

**INTERIM 1: 05/2008**

**Methyl Chloroformate, Ethyl Chloroformate, Propyl Chloroformate, Isopropyl Chloroformate, Allyl Chloroformate, n-Butyl Chloroformate, Isobutyl Chloroformate, sec-Butyl Chloroformate, Ethyl Chlorothioformate, Benzyl Chloroformate, Phenyl Chloroformate, 2-Ethylhexyl Chloroformate**

1  
2  
3  
4  
5  
6  
7  
8  
9  
10  
11  
12  
13  
14  
15  
16  
17  
18  
19  
20

<b>AEGL-2 VALUES FOR ETHYL CHLOROFORMATE</b>				
<b>10-Minute</b>	<b>30-Minute</b>	<b>1-Hour</b>	<b>4-Hour</b>	<b>8-Hour</b>
<b>2.9 ppm</b>	<b>2.0 ppm</b>	<b>1.6 ppm</b>	<b>0.40 ppm</b>	<b>0.20 ppm</b>
Key Reference: Vernot, E.H., MacEwen, J.D., Haun, C.C., and E.R. Kinkead. 1977. Acute toxicity and skin corrosion data for some organic and inorganic compounds and aqueous solutions. Toxicol. Appl. Pharmacol. 42: 417-424.				
Test Species/Strain/Number: See AEGL-3 Derivation summary table				
Exposure Route/Concentrations/Durations: See AEGL-3 Derivation summary table				
Effects: See AEGL-3 Derivation summary table				
Endpoint/Concentration/Rationale: 3-fold reduction of AEGL-3 values. Considered threshold for the inability to escape. This approach is justified based on the steep concentration curve with regard to lethality (1-hour rat LC <sub>50</sub> : 189-200 ppm; rats exposed to 47 ppm for 1-hr were clinically normal and had no mortality; Fisher et al., 1981).				
Uncertainty Factors/Rationale: See AEGL-3 Derivation summary table				
Modifying Factor: NA				
Animal to Human Dosimetric Adjustment: NA				
Time Scaling: See AEGL-3 Derivation summary table				
Data quality and research needs: See AEGL-3 Derivation summary table.				

**INTERIM 1: 05/2008**

**Methyl Chloroformate, Ethyl Chloroformate, Propyl Chloroformate, Isopropyl Chloroformate, Allyl Chloroformate, n-Butyl Chloroformate, Isobutyl Chloroformate, sec-Butyl Chloroformate, Ethyl Chlorothioformate, Benzyl Chloroformate, Phenyl Chloroformate, 2-Ethylhexyl Chloroformate**

1  
2  
3  
4  
5  
6  
7  
8  
9  
10  
11  
12  
13  
14  
15  
16  
17  
18  
19  
20  
21  
22  
23  
24  
25  
26  
27  
28  
29  
30  
31

<b>AEGL-3 VALUES FOR ETHYL CHLOROFORMATE</b>				
<b>10-Minute</b>	<b>30-Minute</b>	<b>1-Hour</b>	<b>4-Hour</b>	<b>8-Hour</b>
<b>8.8 ppm</b>	<b>6.1 ppm</b>	<b>4.8 ppm</b>	<b>1.2 ppm</b>	<b>0.60 ppm</b>
Key Reference: Vernot, E.H., MacEwen, J.D., Haun, C.C., and E.R. Kinkead. 1977. Acute toxicity and skin corrosion data for some organic and inorganic compounds and aqueous solutions. Toxicol. Appl. Pharmacol. 42: 417-424.				
Test Species/Strain/Sex/Number: Sprague-Dawley rats/ males				
Exposure Route/Concentrations/Durations: Rats/Inhalation/ 1 hour ( $\frac{1}{3}$ the 1-hour male rat $LC_{50}$ was the point-of-departure for AEGL-3) ( $\frac{1}{3} \times 145 \text{ ppm} = 48.3 \text{ ppm}$ )				
Endpoint/Concentration/Rationale: Estimated $LC_{01}$ in rats after a 1 hr-exposure/ 48.3 ppm/Estimated threshold for death for 1 hour exposure in rats				
Effects: Male rat $LC_{50} = 145 \text{ ppm}$ ; female rat $LC_{50} = 170 \text{ ppm}$				
Uncertainty Factors/Rationale: Interspecies = 3: Intraspecies = 3: Ethyl chloroformate is highly reactive and clinical signs are likely caused by a direct chemical effect on the tissues; this type of effect is not expected to vary greatly between species or among individuals. Furthermore, inter- and intraspecies uncertainty factors of 3 each were also applied when AEGL-3 values were calculated for the structural analogs, methyl chloroformate (Section II.5.3), isopropyl chloroformate (Section V.5.3), and n-butyl chloroformate (Section VII.5.3), and these resulting AEGL values were considered protective when compared with chemical-specific, repeated-exposure data for these analogs.				
Total UF = 10.				
Modifying Factor: NA				
Animal to Human Dosimetric Adjustment: Insufficient data				
Time Scaling: $c^n \times t = k$ , where $n=3$ when extrapolating to shorter time points (10-minutes and 30-minutes) and $n = 1$ when extrapolating to longer time points (4-hours and 8-hours).				
Data Quality and Research Needs: Two rat acute lethality studies with consistent results. Appropriate endpoint for AEGL-3.				

INTERIM 1: 05/2008

Methyl Chloroformate, Ethyl Chloroformate, Propyl Chloroformate, Isopropyl Chloroformate, Allyl Chloroformate, n-Butyl Chloroformate, Isobutyl Chloroformate, sec-Butyl Chloroformate, Ethyl Chlorothioformate, Benzyl Chloroformate, Phenyl Chloroformate, 2-Ethylhexyl Chloroformate

1  
2  
3

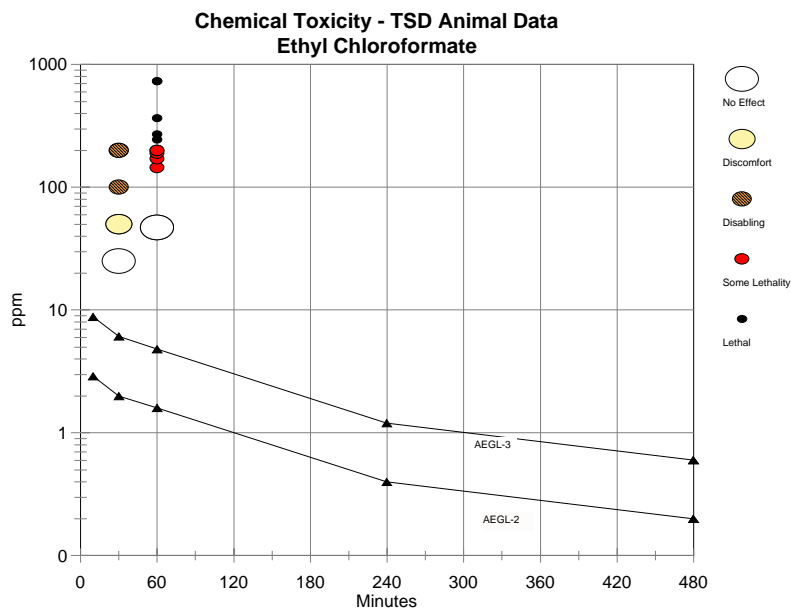
**APPENDIX III-C:**

**CATEGORY PLOT FOR ETHYL CHLOROFORMATE**

**INTERIM 1: 05/2008**

**Methyl Chloroformate, Ethyl Chloroformate, Propyl Chloroformate, Isopropyl Chloroformate, Allyl Chloroformate, n-Butyl Chloroformate, Isobutyl Chloroformate, sec-Butyl Chloroformate, Ethyl Chloroformate, Benzyl Chloroformate, Phenyl Chloroformate, 2-Ethylhexyl Chloroformate**

1  
2  
3  
4  
5  
6  
7  
8  
9  
10  
11  
12  
13  
14  
15  
16  
17  
18  
19  
20  
21  
22  
23



**INTERIM 1: 05/2008**

**Methyl Chloroformate, Ethyl Chloroformate, Propyl Chloroformate, Isopropyl Chloroformate, Allyl Chloroformate, n-Butyl Chloroformate, Isobutyl Chloroformate, sec-Butyl Chloroformate, Ethyl Chlorothioformate, Benzyl Chloroformate, Phenyl Chloroformate, 2-Ethylhexyl Chloroformate**



**TABLE OF CONTENTS: CHAPTER IV: PROPYL CHLOROFORMATE**

1

2

3

4

5 SUMMARY ..... IV-5

6

7 IV.1. HUMAN TOXICITY DATA ..... IV-7

8 IV.1.1 Acute Lethality ..... IV-7

9 IV.1.2 Non-lethal Toxicity ..... IV-7

10 IV.1.3 Developmental/Reproductive Toxicity ..... IV-7

11 IV.1.4 Genotoxicity ..... IV-7

12 IV.1.5 Carcinogenicity ..... IV-7

13 IV.1.6 Summary ..... IV-7

14

15 IV.2. ANIMAL TOXICITY DATA ..... IV-7

16 IV.2.1 Acute Lethality ..... IV-7

17 IV.2.1.1 Rats ..... IV-7

18 IV.2.1.2 Mice ..... IV-8

19 IV.2.2 Nonlethal Toxicity ..... IV-8

20 IV.2.2.1 Rabbits ..... IV-8

21 IV.2.3 Developmental/Reproductive Toxicity ..... IV-9

22 IV.2.4 Genotoxicity ..... IV-9

23 IV.2.5 Carcinogenicity ..... IV-9

24 IV.2.6 Summary ..... IV-9

25

26 IV.3. DATA ANALYSIS AND AEGL-1 ..... IV-9

27 IV.3.1 Human Data Relevant to AEGL-1 ..... IV-9

28 IV.3.2 Animal Data Relevant to AEGL-1 ..... IV-9

29 IV.3.3 Derivation of AEGL-1 ..... IV-9

30

31 IV.4. DATA ANALYSIS AND AEGL-2 ..... IV-10

32 IV.4.1 Human Data Relevant to AEGL-2 ..... IV-10

33 IV.4.2 Animal Data Relevant to AEGL-2 ..... IV-10

34 IV.4.3 Derivation of AEGL-2 ..... IV-10

35

36 IV.5. DATA ANALYSIS AND AEGL-3 ..... IV-10

37 IV.5.1 Human Data Relevant to AEGL-3 ..... IV-10

38 IV.5.2 Animal Data Relevant to AEGL-3 ..... IV-11

39 IV.5.3 Derivation of AEGL-3 ..... IV-11

40

41 IV.6. SUMMARY OF AEGLS ..... IV-11

42 IV.6.1 AEGL Values and Toxicity Endpoints ..... IV-11

43 IV.6.2 Comparison with Other Standards and Guidelines ..... IV-12

44 IV.6.3 Data Quality and Research Needs ..... IV-12

45

**INTERIM 1: 05/2008**

**Methyl Chloroformate, Ethyl Chloroformate, Propyl Chloroformate, Isopropyl Chloroformate, Allyl Chloroformate, n-Butyl Chloroformate, Isobutyl Chloroformate, sec-Butyl Chloroformate, Ethyl Chlorothioformate, Benzyl Chloroformate, Phenyl Chloroformate, 2-Ethylhexyl Chloroformate**

1 IV.7. REFERENCES ..... IV-13  
2  
3 APPENDIX IV-A: Derivation of AEGL Values for Propyl Chloroformate ..... IV-A-1  
4  
5 APPENDIX IV-B: Derivation Summary for Propyl Chloroformate AEGLS ..... IV-B-1  
6  
7 APPENDIX IV-C: Category Plot for Propyl Chloroformate ..... IV-C-1  
8  
9 APPENDIX IV-D: Benchmark Concentration Calculation for Propyl Chloroformate ..... IV-D-1  
10

**LIST OF TABLES**

1  
2  
3 Summary of AEGL Values for Propyl Chloroformate ..... IV-5  
4  
5  
6 IV-1. Exposure of Albino Rats to Propyl Chloroformate for 1 hour ..... IV-8  
7 IV-2. Exposure of Male Swiss Webster mice to Propyl Chloroformate for 30 minutes ..... IV-18  
8 IV-3. AEGL-1 Values for Propyl Chloroformate ..... IV-10  
9 IV-4. AEGL-2 Values for Propyl Chloroformate ..... IV-10  
10 IV-5. AEGL-3 Values for Propyl Chloroformate ..... IV-11  
11 IV-6. Summary of AEGL Values for Propyl Chloroformate ..... IV-11  
12

**SUMMARY: PROPYL CHLOROFORMATE**

Data were insufficient for derivation of AEGL-1 values for propyl chloroformate. Therefore, AEGL-1 values are not recommended.

No acute inhalation data consistent with the definition of AEGL-2 with both concentration and duration information were available. Therefore, the AEGL-2 values for propyl chloroformate were based upon a 3-fold reduction in the AEGL-3 values; this is considered an estimate of a threshold for irreversible effects (NRC, 2001). This approach is justified based on the steep concentration curve with regard to lethality (1-hour rat mortality incidence: 0/10 at 249 ppm; 2/10 at 333 ppm; 10/10 at 1000 ppm; Bio-Test, 1970).

The calculated 1-hour rat BMCL<sub>05</sub> of 216 ppm (Bio-Test Laboratories, Inc., 1970) was used for deriving AEGL-3 values. Interspecies and intraspecies uncertainty factors of 3 each were applied because propyl chloroformate is highly reactive and clinical signs are likely caused by a direct chemical effect on the tissues; this type of effect is not expected to vary greatly between species or among individuals. Furthermore, inter- and intraspecies uncertainty factors of 3 each were also applied when AEGL-3 values were calculated for the structural analogs, methyl chloroformate (Section II.5.3), isopropyl chloroformate (Section V.5.3), and n-butyl chloroformate (Section VII.5.3), and these resulting AEGL values were considered protective when compared with chemical-specific, repeated-exposure data for these analogs. A modifying factor of 2 was also applied because the key study reported nominal, not analytical, concentrations and there are no confirmatory studies. Thus, the total uncertainty/modifying factor is 20. The concentration-exposure time relationship for many irritant and systemically-acting vapors and gases may be described by  $c^n \times t = k$ , where the exponent, n, ranges from 0.8 to 3.5 (ten Berge et al., 1986). To obtain conservative and protective AEGL values in the absence of an empirically derived chemical-specific scaling exponent, temporal scaling was performed using n=3 when extrapolating to shorter time points (10-minutes and 30-minutes) and n = 1 when extrapolating to longer time points (4-hours and 8-hours).

The calculated values are listed in the table below.

Summary of AEGL Values For Propyl Chloroformate						
Classification	10-Minute	30-Minute	1-Hour	4-Hour	8-Hour	Endpoint (Reference)
AEGL-1 (Nondisabling)	NR	NR	NR	NR	NR	Insufficient Data
AEGL-2 (Disabling)	6.7 ppm (34 mg/m <sup>3</sup> )	4.7 ppm (24 mg/m <sup>3</sup> )	3.7 ppm (19 mg/m <sup>3</sup> )	0.90 ppm (4.5 mg/m <sup>3</sup> )	0.47 ppm (2.4 mg/m <sup>3</sup> )	1/3 the AEGL-3 values (Bio-Test Laboratories, Inc., 1970)
AEGL-3 (Lethality)	20 ppm (100 mg/m <sup>3</sup> )	14 ppm (70 mg/m <sup>3</sup> )	11 ppm (55 mg/m <sup>3</sup> )	2.7 ppm (14 mg/m <sup>3</sup> )	1.4 ppm (7.0 mg/m <sup>3</sup> )	1-hour rat BMCL <sub>05</sub> (Bio-Test Laboratories, Inc., 1970)

NR: Not Recommended. However, absence of a derived AEGL-1 value does not imply that exposure below the AEGL-2 is without adverse effects.

**References**

Bio-Test Laboratories, Inc. 1970. Acute toxicity studies on n-propyl chloroformate. Report to PPG Industries, Inc. IBT

**INTERIM 1: 05/2008**

**Methyl Chloroformate, Ethyl Chloroformate, Propyl Chloroformate, Isopropyl Chloroformate, Allyl Chloroformate, n-Butyl Chloroformate, Isobutyl Chloroformate, sec-Butyl Chloroformate, Ethyl Chlorothioformate, Benzyl Chloroformate, Phenyl Chloroformate, 2-Ethylhexyl Chloroformate**

1 *No. A8345.*

2 *NRC (National Research Council). 2001. Standing Operating Procedures for Developing Acute Exposure Guideline*  
3 *Levels for Hazardous Chemicals. National Academy Press, Washington, DC.*

4  
5 *ten Berge, W.F., Zwart, A. and Appelman, L.M. 1986. Concentration-time mortality response relationship of irritant and*  
6 *systemically acting vapours and gases. J. Hazardous Materials 13:301-309.*

1  
2  
3  
4  
5  
6  
7  
8  
9  
10  
11  
12  
13  
14  
15  
16  
17  
18  
19  
20  
21  
22  
23  
24  
25  
26  
27  
28  
29  
30  
31  
32  
33  
34  
35  
36  
37  
38  
39  
40  
41  
42  
43  
44  
45

**IV.1. HUMAN TOXICITY DATA**

**IV.1.1 Acute Lethality**

No information regarding human lethality from propyl chloroformate exposure was located.

**IV.1.2 Non-lethal Toxicity**

No information regarding non-lethal human toxicity from propyl chloroformate exposure was located.

**IV.1.3 Developmental/Reproductive Toxicity**

Developmental/reproductive studies regarding acute human exposure to propyl chloroformate were not available.

**IV.1.4 Genotoxicity**

Genotoxicity studies regarding acute human exposure to propyl chloroformate were not available.

**IV.1.5 Carcinogenicity**

Carcinogenicity studies regarding human exposure to propyl chloroformate were not available.

**IV.1.6 Summary**

Data concerning human exposure to propyl chloroformate are not available.

**IV.2. ANIMAL TOXICITY DATA**

**IV.2.1 Acute Lethality**

**IV.2.1.1 Rats**

Groups of five male and five female young adult Charles River albino rats (avg. wt. 320 g) were exposed to nominal concentrations of 249, 333, 1000, 3077, or 21,538 ppm propyl chloroformate vapor for one hour (Bio-Test Laboratories, Inc., 1970). Vapor was generated by bubbling clean, dry air through undiluted propyl chloroformate. The resulting vapor was mixed with additional dry air to obtain the desired vapor concentration. The test atmosphere was then introduced into the top of a 70 L Plexiglass inhalation chamber, dispersed by a baffle plate, and exhausted at the bottom of the chamber. Average nominal concentrations were calculated by dividing the total weight of the propyl chloroformate vaporized by the total volume of air used during each inhalation exposure. No adverse effects were observed in the 249 ppm group during exposure. Bloody nasal discharge and dyspnea were observed in the 333 ppm group toward the end of the exposure period, while hyperactivity, clear nasal discharge, dyspnea, and salivation were observed in the 1000, 3077, and 21,538 ppm groups. No adverse effects on body weight were observed in any animals that survived the 14-day observation

**INTERIM 1: 05/2008**

**Methyl Chloroformate, Ethyl Chloroformate, Propyl Chloroformate, Isopropyl Chloroformate, Allyl Chloroformate, n-Butyl Chloroformate, Isobutyl Chloroformate, sec-Butyl Chloroformate, Ethyl Chlorothioformate, Benzyl Chloroformate, Phenyl Chloroformate, 2-Ethylhexyl Chloroformate**

1 period; however, necropsy revealed slight to moderate hyperemia in these animals. In animals that  
2 did not survive the 14-day observation period, necropsy revealed moderate to severe lung hyperemia.  
3 A 1-hour LC<sub>50</sub> of 410 ppm, BMCL<sub>05</sub> of 216 ppm, and BMC<sub>01</sub> of 229 ppm were calculated. Data are  
4 summarized in Table IV-1.  
5

6 **TABLE IV-1. Exposure of Albino Rats to Propyl Chloroformate 1 hour\***

7 <b>Nominal Concentration (ppm)</b>	8 <b>Mortality</b>	9 <b>Time of Death Post-Exposure</b>	10 <b>Observations at Necropsy</b>	11 <b>Observations During Exposure</b>
12 249	0/10	NA	Slight to moderate lung hyperemia	NA
13 333	2/10	Within 60 min.	Slight to moderate lung hyperemia in survivors; Moderate to severe lung hyperemia in decedents	Bloody nasal discharge; dyspnea
14 1000	10/10	Within 60 min.	Moderate to severe lung hyperemia	Hyperactivity; clear nasal discharge; dyspnea; salivation
15 3077	10/10	Within 60 min.	Moderate to severe lung hyperemia	Hyperactivity; clear nasal discharge; dyspnea; salivation
16 21,538	10/10	Within 30 min.	Moderate to severe lung hyperemia	Hyperactivity; clear nasal discharge; dyspnea; salivation

17 \*Bio-Test Laboratories, Inc., 1970

18 Death occurred in 3/10 rats exposed to 200 ppm propyl chloroformate for 1 hour (BASF, 1970a).  
19 Clinical signs included restlessness, mucous membrane irritation, and dyspnea. Acute lung  
20 emphysema was noted at necropsy.

21  
22 Death occurred in 12/12 rats exposed to an “atmosphere enriched or saturated” with propyl  
23 chloroformate vapor at 20EC for 3 minutes. (BASF, 1970b). Clinical signs included vigorous escape  
24 behavior, extremely severe mucous membrane irritation, and gasping. Lung congestion and edema  
25 were noted at necropsy.

26  
27 An oral LD<sub>50</sub> value of 650 mg/kg was reported for Charles River albino rats (Bio-Test  
28 Laboratories, Inc., 1970). Oral LD<sub>50</sub> values of 1212 mg/kg (BASF, 1980) and 872 mg/kg were  
29 reported for Sprague-Dawley rats (BASF, 1970c).

30  
31 **IV.2.1.2. Mice**

32  
33 Following a 10-minute fresh air control period, groups of four male Swiss-Webster mice were  
34 exposed head only to concentrations of 0, 25, 50, 75, or 100 ppm propyl chloroformate aerosol for 30  
35 minutes (Carpenter, 1982). The mice were then removed to fresh air for a 10 minute recovery period,  
36 while respiratory rates were monitored continuously. Undiluted propyl chloroformate was delivered  
37 to a Pitt #1 aerosol generator via a 2 cc syringe, driven by a pump at a known rate. Aerosol was

**INTERIM 1: 05/2008**

**Methyl Chloroformate, Ethyl Chloroformate, Propyl Chloroformate, Isopropyl Chloroformate, Allyl Chloroformate, n-Butyl Chloroformate, Isobutyl Chloroformate, sec-Butyl Chloroformate, Ethyl Chlorothioformate, Benzyl Chloroformate, Phenyl Chloroformate, 2-Ethylhexyl Chloroformate**

directed into a 6 L stainless steel chamber which was continuously evacuated at 18.3 L/min. An RD<sub>50</sub> of 83.5± 2.17 ppm was calculated. Results are summarized in Table IV-2.

**TABLE IV-2. Exposure of Male Swiss-Webster Mice to Propyl Chloroformate for 30 minutes\***

Concentration (ppm)	Respiratory rates (control/exposed)	% Decrease in respiratory rate	Mortality Within 24-hrs
25	255/225	12	0/4
50	280/205	27	1/4
75	270/150	44	2/4
100	245/95	61	0/4

\*Carpenter, 1982

**IV.2.2. Nonlethal Toxicity**

**IV.2.2.1. Rabbits**

Corneal opacity and iridal and conjunctival irritation were observed within one minute after installation of 0.1 ml undiluted propyl chloroformate into the eyes of albino rabbits (Bio-Test Laboratories, Inc., 1970). The irritation became progressively worse and within three to seven days, maximum damage was present in all ocular tissues. No improvement was observed after 14 days, and the chemical is considered extremely irritating to the eyes of albino rabbits.

Propyl chloroformate is also considered extremely irritating to the skin of albino rabbits (Bio-Test Laboratories, Inc., 1970). Severe erythema, edema, and burns were observed after dermal exposure of rabbits to 0.5 ml undiluted propyl chloroformate for 24 hours. Effects persisted through the 72-hr observation period.

**IV.2.3. Developmental/Reproductive Toxicity**

No information concerning the developmental/reproductive toxicity of propyl chloroformate was located in the available literature.

**IV.2.4. Genotoxicity**

Propyl chloroformate was negative in a preincubation test both with and without metabolic activation in *Salmonella typhimurium* strains TA 98, TA 100, TA 1535, and TA 1537 (BASF, 1988).

**IV.2.5. Carcinogenicity**

No information concerning the carcinogenicity of propyl chloroformate was located in the available literature.

**IV.2.6 Summary**



Animal toxicity data are limited. A 30-min RD<sub>50</sub> of 83.5 ppm (nominal concentration) propyl chloroformate was reported for male Swiss-Webster mice (Carpenter, 1982). A 1-hr LC<sub>50</sub> of 410 ppm, BMCL<sub>05</sub> of 216 ppm, and BMC<sub>01</sub> of 229 ppm were calculated for Charles River albino rats (Bio-Test Laboratories, Inc., 1970). Propyl chloroformate is severely irritating to the skin and eyes of albino rabbits (Bio-Test Laboratories, Inc., 1970). The compound was negative in a *Salmonella* mutagenicity reversion assay. No data concerning developmental/reproductive toxicity or carcinogenicity for exposure to propyl chloroformate were located in the available literature.

**IV.3. DATA ANALYSIS AND AEGL-1**

**IV.3.1 Human Data Relevant to AEGL-1**

No human data consistent with the definition of AEGL-1 were available.

**IV.3.2 Animal Data Relevant to AEGL-1**

No animal data consistent with the definition of AEGL-1 were available.

**IV.3.3 Derivation of AEGL-1**

AEGL-1 values for propyl chloroformate are not recommended due to insufficient data (Table IV-3).

TABLE IV-3. AEGL-1 Values for Propyl Chloroformate					
Classification	10-Minute	30-Minute	1-Hour	4-Hour	8-Hour
AEGL-1	NR	NR	NR	NR	NR

NR: Not Recommended. Absence of AEGL-1 values does not imply that concentrations below AEGL-2 are without effect.

**IV.4. DATA ANALYSIS AND AEGL-2**

**IV.4.1 Human Data Relevant to AEGL-2**

No human data were available.

**IV.4.2 Animal Data Relevant to AEGL-2**

No robust animal data were available.

**IV.4.3 Derivation of AEGL-2**

No acute inhalation data consistent with the definition of AEGL-2 with both concentration and duration information were available. Therefore, the AEGL-2 values for propyl chloroformate will be based upon a 3-fold reduction in the AEGL-3 values; this is considered an estimate of a threshold for irreversible effects (NRC, 2001). This approach is justified based on the steep concentration curve with regard to lethality (1-hour rat mortality incidence: 0/10 at 249 ppm; 2/10 at 333 ppm; 10/10 at

1 1000 ppm; Bio-Test Laboratories, Inc., 1970). The AEGL-2 values for propyl chloroformate are  
 2 presented in Table IV-4, and the calculations for these AEGL-2 values are presented in Appendix IV-  
 3 A.

4

5 **TABLE IV-4. AEGL-2 Values for Propyl Chloroformate**

6 <b>Classification</b>	<b>10-Minute</b>	<b>30-Minute</b>	<b>1-Hour</b>	<b>4-Hour</b>	<b>8-Hour</b>
7 AEGL-2	6.7 ppm (34 mg/m <sup>3</sup> )	4.7 ppm (24 mg/m <sup>3</sup> )	3.7 ppm (19 mg/m <sup>3</sup> )	0.90 ppm (4.5 mg/m <sup>3</sup> )	0.47 ppm (2.4 mg/m <sup>3</sup> )

8

9

10

11 **IV.5. DATA ANALYSIS AND AEGL-3**

12 **IV.5.1 Human Data Relevant to AEGL-3**

13

14 No human data consistent with the definition of AEGL-3 were available.

15

16 **IV.5.2 Animal Data Relevant to AEGL-3**

17

18 A 1-hour rat LC<sub>50</sub> of 410 ppm and BMCL<sub>05</sub> of 216 ppm were calculated (Bio-Test Laboratories,  
 19 Inc., 1970). No deaths were noted at 249 ppm.

20

21 **IV.5.3 Derivation of AEGL-3**

22

23 The calculated 1-hour rat BMCL<sub>05</sub> of 216 ppm (Bio-Test Laboratories, Inc., 1970) will be used for  
 24 deriving AEGL-3 values. Interspecies and intraspecies uncertainty factors of 3 each will be applied  
 25 because propyl chloroformate is highly reactive and clinical signs are likely caused by a direct  
 26 chemical effect on the tissues; this type of effect is not expected to vary greatly between species or  
 27 among individuals. Furthermore, inter- and intraspecies uncertainty factors of 3 each were also  
 28 applied when AEGL-3 values were calculated for the structural analogs, methyl chloroformate  
 29 (Section II.5.3), isopropyl chloroformate (Section V.5.3), and n-butyl chloroformate (Section VII.5.3),  
 30 and these resulting AEGL values were considered protective when compared with chemical-specific,  
 31 repeated-exposure data for these analogs. A modifying factor of 2 will be applied because the key  
 32 study reported nominal, not analytical, concentrations and there are no other confirmatory studies.  
 33 Thus, the total uncertainty/modifying factor is 20. The concentration-exposure time relationship for  
 34 many irritant and systemically-acting vapors and gases may be described by  $c^n \times t = k$ , where the  
 35 exponent, n, ranges from 0.8 to 3.5 (ten Berge et al., 1986). To obtain conservative and protective  
 36 AEGL values in the absence of an empirically derived chemical-specific scaling exponent, temporal  
 37 scaling was performed using n=3 when extrapolating to shorter time points (10-minutes and 30-  
 38 minutes) and n = 1 when extrapolating to longer time points (4-hours and 8-hours). The AEGL-3  
 39 values for propyl chloroformate are presented in Table IV-5, and the calculations for these AEGL-3  
 40 values are presented in Appendix IV-A.

41

TABLE IV-5. AEGL-3 Values for Propyl Chloroformate					
Classification	10-Minute	30-Minute	1-Hour	4-Hour	8-Hour
AEGL-3	20 ppm (100 mg/m <sup>3</sup> )	14 ppm (70 mg/m <sup>3</sup> )	11 ppm (55 mg/m <sup>3</sup> )	2.7 ppm (14 mg/m <sup>3</sup> )	1.4 ppm (7.0 mg/m <sup>3</sup> )

**IV.6. SUMMARY OF AEGLS**

**IV.6.1 AEGL Values and Toxicity Endpoints**

The derived AEGL values are summarized in Table IV-6. AEGL-1 values are not recommended due to insufficient data. AEGL-2 values were derived by dividing AEGL-3 values by 3, and AEGL-3 values were based on a 1-hour BMCL<sub>05</sub> in rats.

TABLE IV-6. Summary of AEGL Values for Propyl Chloroformate					
Classification	10-minute	30-minute	1-hour	4-hour	8-hour
AEGL-1 (Nondisabling)	NR	NR	NR	NR	NR
AEGL-2 (Disabling)	6.7 ppm (34 mg/m <sup>3</sup> )	4.7 ppm (24 mg/m <sup>3</sup> )	3.7 ppm (19 mg/m <sup>3</sup> )	0.90 ppm (4.5 mg/m <sup>3</sup> )	0.47 ppm (2.4 mg/m <sup>3</sup> )
AEGL-3 (Lethal)	20 ppm (100 mg/m <sup>3</sup> )	14 ppm (70 mg/m <sup>3</sup> )	11 ppm (55 mg/m <sup>3</sup> )	2.7 ppm (14 mg/m <sup>3</sup> )	1.4 ppm (7.0 mg/m <sup>3</sup> )

NR: Not Recommended. However, absence of a derived AEGL-1 value does not imply that exposure below the AEGL-2 is without adverse effects.

**IV.6.2. Comparison with Other Standards and Guidelines**

No extant values were located for propyl chloroformate.

**IV.6.3 Data Quality and Research Needs**

Data are extremely limited. Human data do not exist and animal data are limited to rat acute lethality studies and one mouse RD<sub>50</sub> study. The limited data set necessitated the application of a modifying factor for AEGL value derivation.

1 **IV.7. REFERENCES**

2  
3 BASF. 1970a. Report on the study of the acute inhalation of chloroformic acid propyl ester in rats.  
4 Unpublished report, BASF Aktiengesellschaft, Experimental Toxicology and Ecology, Ludwigshafen,  
5 Germany. February 3, 1970.

6  
7 BASF. 1970b. Report on the study of the acute inhalation hazard of chloroformic acid propyl ester in  
8 rats (inhalation hazard test). Unpublished report, BASF Aktiengesellschaft, Experimental  
9 Toxicology and Ecology, Ludwigshafen, Germany. February 3, 1970.

10  
11 BASF. 1970c. Report on the study of the acute oral toxicity of chloroformic acid propyl ester in rats.  
12 Unpublished report, BASF Aktiengesellschaft, Experimental Toxicology and Ecology, Ludwigshafen,  
13 Germany. February 3, 1970.

14  
15 BASF. 1980. Report on the study of the acute oral toxicity. Unpublished report, BASF  
16 Aktiengesellschaft, Experimental Toxicology and Ecology, Ludwigshafen, Germany. December 11,  
17 1990.

18  
19 BASF. 1988. Report on the study of chloroformic acid propyl ester in the Ames test (preincubation  
20 test with Salmonella typhimurium) Unpublished Report. Project No. 40M0523/874090. September 7,  
21 1988, on behalf of BG Chemie.

22  
23 Bio-Test Laboratories, Inc. 1970. Acute toxicity studies on n-propyl chloroformate. Report to PPG  
24 Industries, Inc. IBT No. A8345. OTS0570701.

25  
26 Carpenter, C.P. 1982. Ethyl chloroformate, n-propyl chloroformate, Isobutyl chloroformate, Sec-  
27 butyl chloroformate. Sensory Irritation. Report by Mellon Institute. Report to PPG Industries, Inc.,  
28 Chemicals Division. Report No. 82-49S.

29  
30 NRC (National Research Council). 2001. Standing Operating Procedures for Developing Acute  
31 Exposure Guideline Levels for Hazardous Chemicals. National Academy Press, Washington, DC.

32  
33 ten Berge, W.F., Zwart, A. and Appelman, L.M. 1986. Concentration-time mortality response  
34 relationship of irritant and systemically acting vapours and gases. J. Hazardous Materials 13:301-309.

1  
2  
3  
4  
5  
6

**APPENDIX IV-A:**

**Derivation of AEGL Values for Propyl Chloroformate**

INTERIM 1: 05/2008

Methyl Chloroformate, Ethyl Chloroformate, Propyl Chloroformate, Isopropyl Chloroformate, Allyl Chloroformate, n-Butyl Chloroformate, Isobutyl Chloroformate, sec-Butyl Chloroformate, Ethyl Chlorothioformate, Benzyl Chloroformate, Phenyl Chloroformate, 2-Ethylhexyl Chloroformate

1  
2  
3  
4  
5  
6

**DERIVATION OF AEGL-1 VALUES FOR PROPYL CHLOROFORMATE**

AEGL-1 values are not recommended for propyl chloroformate due to a lack of data.

**INTERIM 1: 05/2008**

**Methyl Chloroformate, Ethyl Chloroformate, Propyl Chloroformate, Isopropyl Chloroformate, Allyl Chloroformate, n-Butyl Chloroformate, Isobutyl Chloroformate, sec-Butyl Chloroformate, Ethyl Chlorothioformate, Benzyl Chloroformate, Phenyl Chloroformate, 2-Ethylhexyl Chloroformate**

1  
2  
3 **Derivation of AEGL-2 Values for Propyl Chloroformate**  
4

5  
6 Key study: Bio-Test Laboratories, Inc., 1970  
7

8 Toxicity Endpoint: 1/3 of the AEGL-3 values  
9

10  
11  
12  
13

14 <u>10-min AEGL-2:</u>	$20 \text{ ppm} \div 3 = 6.7 \text{ ppm}$
15	
16 <u>30-min AEGL-2:</u>	$14 \text{ ppm} \div 3 = 4.7 \text{ ppm}$
17	
18 <u>1-hr AEGL-2:</u>	$11 \text{ ppm} \div 3 = 3.7 \text{ ppm}$
19	
20 <u>4-hr AEGL-2:</u>	$2.7 \text{ ppm} \div 3 = 0.90 \text{ ppm}$
21	
22 <u>8-hr AEGL-2:</u>	$1.4 \text{ ppm} \div 3 = 0.47 \text{ ppm}$
23	

**INTERIM 1: 05/2008**

**Methyl Chloroformate, Ethyl Chloroformate, Propyl Chloroformate, Isopropyl Chloroformate, Allyl Chloroformate, n-Butyl Chloroformate, Isobutyl Chloroformate, sec-Butyl Chloroformate, Ethyl Chlorothioformate, Benzyl Chloroformate, Phenyl Chloroformate, 2-Ethylhexyl Chloroformate**

**DERIVATION OF AEGL-3 VALUES FOR PROPYL CHLOROFORMATE**

Key study: Bio-Test Laboratories, Inc., 1970

Toxicity Endpoint: Calculated BMCL<sub>05</sub> (216 ppm) from a 1-hour exposure in rats.

Scaling: 10-minutes and 30-minutes

$$C^3 \times t = k$$

$$(216 \text{ ppm})^3 \times 1 \text{ hr} = 10077696 \text{ ppm}^3\text{hr}$$

4-hours and 8-hours

$$C^1 \times t = k$$

$$(216 \text{ ppm})^1 \times 1 \text{ hr} = 216 \text{ ppm}^1\text{hr}$$

Uncertainty Factors:

3 for interspecies variability

3 for intraspecies variability

Modifying Factor:

2 for sparse data base and use of key study with nominal concentrations

10-min AEGL-3:

$$C^3 \times 0.167 \text{ hr} = 10,077,696 \text{ ppm}^3\text{hr}$$

$$C^3 = 60345485 \text{ ppm}^3$$

$$C = 392 \text{ ppm}$$

$$10\text{-min AEGL-3} = 392/20 = 20 \text{ ppm}$$

30-min AEGL-3

$$C^3 \times 0.5 \text{ hr} = 10,077,696 \text{ ppm}^3\text{hr}$$

$$C^3 = 20155392 \text{ ppm}^3$$

$$C = 272 \text{ ppm}$$

$$30\text{-min AEGL-3} = 272/20 = 14 \text{ ppm}$$

1-hr AEGL-3

$$1\text{-hr AEGL-3} = 216/20 = 11 \text{ ppm}$$

4-hr AEGL-3

$$C^1 \times 4 \text{ hr} = 216 \text{ ppm}^1\text{hr}$$

$$C^1 = 54 \text{ ppm}$$

$$C = 54 \text{ ppm}$$

$$4\text{-hr AEGL-3} = 54/20 = 2.7 \text{ ppm}$$

8-hr AEGL-3

$$C^1 \times 8 \text{ hr} = 216 \text{ ppm}^1\text{hr}$$

$$C^1 = 27 \text{ ppm}$$

$$C = 27 \text{ ppm}$$

$$8\text{-hr AEGL-3} = 27/20 = 1.4 \text{ ppm}$$



1  
2  
3

**APPENDIX IV-B:**

**Derivation Summary for Propyl Chloroformate AEGLS**

**INTERIM 1: 05/2008**

**Methyl Chloroformate, Ethyl Chloroformate, Propyl Chloroformate, Isopropyl Chloroformate, Allyl Chloroformate, n-Butyl Chloroformate, Isobutyl Chloroformate, sec-Butyl Chloroformate, Ethyl Chlorothioformate, Benzyl Chloroformate, Phenyl Chloroformate, 2-Ethylhexyl Chloroformate**

1  
2  
3  
4  
5  
6  
7  
8  
9  
10  
11  
12  
13  
14  
15  
16  
17

<b>AEGL-1 VALUES FOR PROPYL CHLOROFORMATE</b>				
<b>10-Minute</b>	<b>30-Minute</b>	<b>1-Hour</b>	<b>4-Hour</b>	<b>8-Hour</b>
NR	NR	NR	NR	NR
Reference: NA				
Test Species/Strain/Number: NA				
Exposure Route/Concentrations/Durations: NA				
Effects: NA				
Endpoint/Concentration/Rationale: NA				
Uncertainty Factors/Rationale: NA				
Modifying Factor: NA				
Animal to Human Dosimetric Adjustment: NA				
Time Scaling: NA				
Data quality and research needs: AEGL-1 values are not recommended for propyl chloroformate. Data are insufficient to derive values				

**INTERIM 1: 05/2008**

**Methyl Chloroformate, Ethyl Chloroformate, Propyl Chloroformate, Isopropyl Chloroformate, Allyl Chloroformate, n-Butyl Chloroformate, Isobutyl Chloroformate, sec-Butyl Chloroformate, Ethyl Chlorothioformate, Benzyl Chloroformate, Phenyl Chloroformate, 2-Ethylhexyl Chloroformate**

1  
2  
3  
4  
5  
6  
7  
8  
9  
10  
11  
12  
13  
14  
15  
16  
17  
18

<b>AEGL-2 VALUES FOR PROPYL CHLOROFORMATE</b>				
<b>10-Minute</b>	<b>30-Minute</b>	<b>1-Hour</b>	<b>4-Hour</b>	<b>8-Hour</b>
<b>6.7 ppm</b>	<b>4.7 ppm</b>	<b>3.7 ppm</b>	<b>0.90 ppm</b>	<b>0.47 ppm</b>
Key Reference: Bio-Test Laboratories, Inc. 1970. Acute toxicity studies on n-propyl chloroformate. Report to PPG Industries, Inc. IBT No. A8345.				
Test Species/Strain/Number: See AEGL-3 Derivation summary table				
Exposure Route/Concentrations/Durations: See AEGL-3 Derivation summary table				
Effects: See AEGL-3 Derivation summary table				
Endpoint/Concentration/Rationale: 3-fold reduction of AEGL-3 values. Considered threshold for the inability to escape. This approach is justified based on the steep concentration curve with regard to lethality (1-hour rat mortality incidence: 0/10 at 249 ppm; 2/10 at 333 ppm; 10/10 at 1000 ppm; Bio-Test Laboratories, Inc., 1970).				
Uncertainty Factors/Rationale: See AEGL-3 Derivation summary table				
Modifying Factor: NA				
Animal to Human Dosimetric Adjustment: NA				
Time Scaling: See AEGL-3 Derivation summary table				
Data quality and research needs: See AEGL-3 Derivation summary table.				

**INTERIM 1: 05/2008**

**Methyl Chloroformate, Ethyl Chloroformate, Propyl Chloroformate, Isopropyl Chloroformate, Allyl Chloroformate, n-Butyl Chloroformate, Isobutyl Chloroformate, sec-Butyl Chloroformate, Ethyl Chlorothioformate, Benzyl Chloroformate, Phenyl Chloroformate, 2-Ethylhexyl Chloroformate**

1  
2  
3  
4  
5  
6  
7  
8  
9  
10  
11  
12  
13  
14  
15  
16  
17  
18  
19  
20  
21  
22  
23  
24  
25  
26  
27  
28  
29  
30

<b>AEGL-3 VALUES FOR PROPYL CHLOROFORMATE</b>				
<b>10-Minute</b>	<b>30-Minute</b>	<b>1-Hour</b>	<b>4-Hour</b>	<b>8-Hour</b>
<b>20 ppm</b>	<b>14 ppm</b>	<b>11 ppm</b>	<b>2.7 ppm</b>	<b>1.4 ppm</b>
Key Reference: Bio-Test Laboratories, Inc. 1970. Acute toxicity studies on n-propyl chloroformate. Report to PPG Industries, Inc. IBT No. A8345.				
Test Species/Strain/Sex/Number: Albino rats/ 5/sex/group				
Exposure Route/Concentrations/Durations: Rats/Inhalation/1 hour (Calculated BMCL <sub>05</sub> of 216 ppm was the point-of-departure for AEGL-3)				
Endpoint/Concentration/Rationale: BMCL <sub>05</sub> in rats after a 1 hr-exposure/ 216 ppm/Estimated threshold for death for 1 hour exposure in rats				
Effects: LC <sub>50</sub> =410 ppm; BMC <sub>01</sub> = 229 ppm; BMCL <sub>05</sub> = 216 ppm				
Uncertainty Factors/Rationale: Interspecies = 3: Intraspecies = 3: Propyl chloroformate is highly reactive and clinical signs are likely caused by a direct chemical effect on the tissues; this type of effect is not expected to vary greatly between species or among individuals. Furthermore, inter- and intraspecies uncertainty factors of 3 each were also applied when AEGL-3 values were calculated for the structural analogs, methyl chloroformate (Section II.5.3), isopropyl chloroformate (Section V.5.3), and n-butyl chloroformate (Section VII.5.3), and these resulting AEGL values were considered protective when compared with chemical-specific, repeated-exposure data for these analogs.				
Modifying Factor: 2: Sparse data base and use of key study with nominal, not analytical, concentrations reported				
Animal to Human Dosimetric Adjustment: Insufficient data				
Time Scaling: $c^n \times t = k$ , where n=3 when extrapolating to shorter time points (10-minutes and 30-minutes) and n = 1 when extrapolating to longer time points (4-hours and 8-hours).				
Data Quality and Research Needs: Sparse data set.				

**INTERIM 1: 05/2008**

**Methyl Chloroformate, Ethyl Chloroformate, Propyl Chloroformate, Isopropyl Chloroformate, Allyl Chloroformate, n-Butyl Chloroformate, Isobutyl Chloroformate, sec-Butyl Chloroformate, Ethyl Chlorothioformate, Benzyl Chloroformate, Phenyl Chloroformate, 2-Ethylhexyl Chloroformate**

1  
2  
3  
4

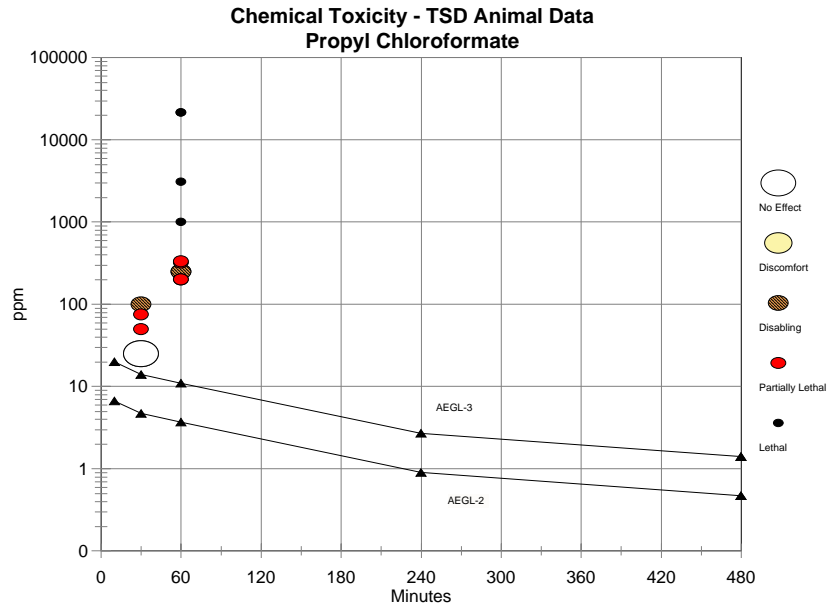
**APPENDIX IV-C:**

**Category Plot for Propyl Chloroformate**

**INTERIM 1: 05/2008**

**Methyl Chloroformate, Ethyl Chloroformate, Propyl Chloroformate, Isopropyl Chloroformate, Allyl Chloroformate, n-Butyl Chloroformate, Isobutyl Chloroformate, sec-Butyl Chloroformate, Ethyl Chlorothioformate, Benzyl Chloroformate, Phenyl Chloroformate, 2-Ethylhexyl Chloroformate**

1  
2  
3  
4  
5  
6  
7  
8  
9  
10  
11  
12  
13  
14  
15  
16  
17  
18  
19  
20  
21  
22  
23  
24  
25  
26  
27



**INTERIM 1: 05/2008**

**Methyl Chloroformate, Ethyl Chloroformate, Propyl Chloroformate, Isopropyl Chloroformate, Allyl Chloroformate, n-Butyl Chloroformate, Isobutyl Chloroformate, sec-Butyl Chloroformate, Ethyl Chlorothioformate, Benzyl Chloroformate, Phenyl Chloroformate, 2-Ethylhexyl Chloroformate**

1  
2  
3

**APPENDIX IV-D:**

**Benchmark Concentration Calculation for Propyl Chloroformate**

**INTERIM 1: 05/2008**

**Methyl Chloroformate, Ethyl Chloroformate, Propyl Chloroformate, Isopropyl Chloroformate, Allyl Chloroformate, n-Butyl Chloroformate, Isobutyl Chloroformate, sec-Butyl Chloroformate, Ethyl Chlorothioformate, Benzyl Chloroformate, Phenyl Chloroformate, 2-Ethylhexyl Chloroformate**

1 BMDS MODEL RUN  
2 ~~~~~  
3 The form of the probability function is:  
4  $P[\text{response}] = \text{Background}$   
5  $+ (1 - \text{Background}) * \text{CumNorm}(\text{Intercept} + \text{Slope} * \text{Log}(\text{Dose}))$ ,  
6 where  $\text{CumNorm}(\cdot)$  is the cumulative normal distribution function  
7  
8 Dependent variable = Mean  
9 Independent variable = Dose  
10 Slope parameter is not restricted  
11  
12 Total number of observations = 3  
13 Total number of records with missing values = 0  
14 Maximum number of iterations = 250  
15 Relative Function Convergence has been set to: 1e-008  
16 Parameter Convergence has been set to: 1e-008  
17  
18 User has chosen the log transformed model  
19 Default Initial (and Specified) Parameter Values  
20 background = 0  
21 intercept = -14.8454  
22 slope = 2.39641  
23  
24 Asymptotic Correlation Matrix of Parameter Estimates  
25  
26 ( \*\*\* The model parameter(s) -background  
27 have been estimated at a boundary point, or have been specified by the user,  
28 and do not appear in the correlation matrix )  
29  
30 intercept slope  
31 intercept NA NA  
32 slope NA NA  
33  
34 NA - This parameter's variance has been estimated at zero.  
35  
36 Parameter Estimates  
37  
38 Variable Estimate Std. Err.  
39 background 0 NA  
40 intercept -99.4462 20016.9  
41 slope 16.977 3446.36  
42  
43 NA - Indicates that this parameter has hit a bound  
44 implied by some inequality constraint and thus  
45 has no standard error.  
46 Analysis of Deviance Table  
47  
48 Model Log(likelihood) Deviance Test DF P-value  
49 Full model -5.00402  
50 Fitted model -5.00402 7.62052e-008 1 0.9998  
51 Reduced model -20.1904 30.3727 2 <.0001  
52  
53 AIC: 14.008  
54



**INTERIM 1: 05/2008**

**Methyl Chloroformate, Ethyl Chloroformate, Propyl Chloroformate, Isopropyl Chloroformate, Allyl Chloroformate, n-Butyl Chloroformate, Isobutyl Chloroformate, sec-Butyl Chloroformate, Ethyl Chlorothioformate, Benzyl Chloroformate, Phenyl Chloroformate, 2-Ethylhexyl Chloroformate**

1  
2  
3  
4  
5  
6  
7  
8  
9  
10  
11  
12  
13  
14  
15  
16  
17  
18  
19  
20  
21  
22  
23

Goodness of Fit

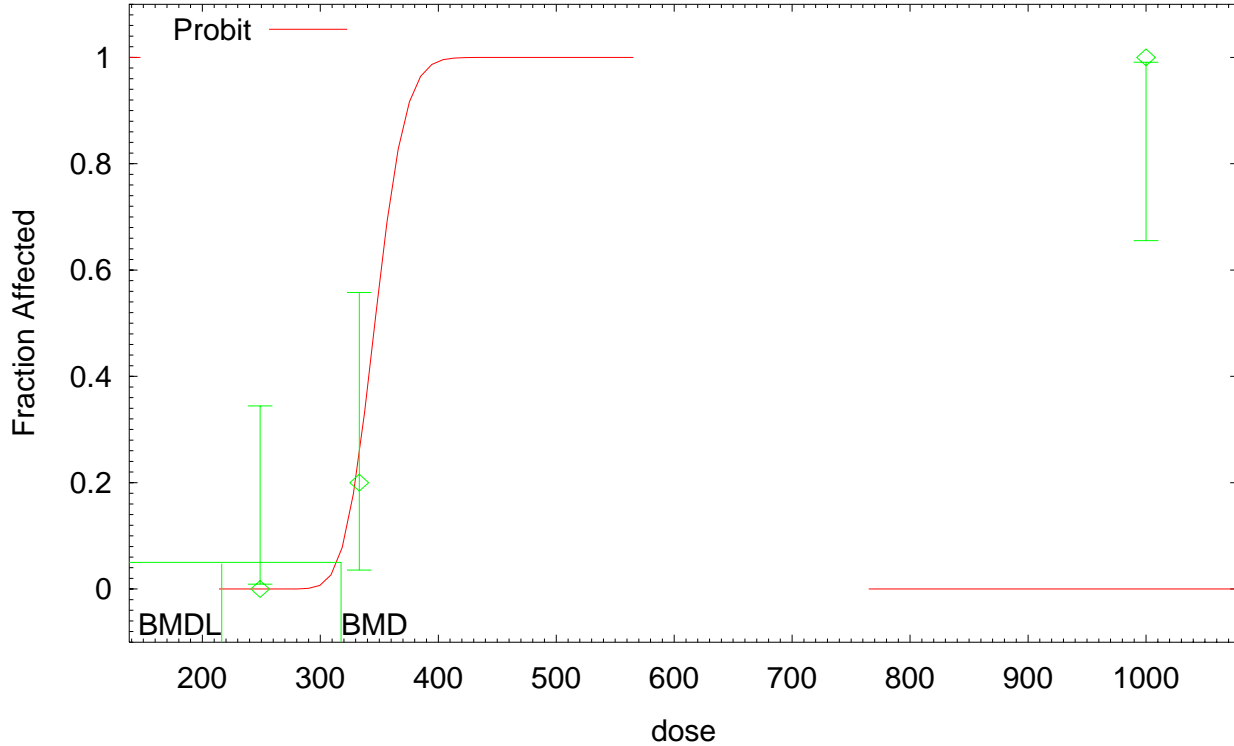
Dose	Est._Prob.	Expected	Observed	Scaled Size	Residual
249.0000	0.0000	0.000	0	10	-0.0001952
333.0000	0.2000	2.000	2	10	4.115e-007
1000.0000	1.0000	10.000	10	10	0

Chi-square = 0.00 DF = 1 P-value = 0.9998

Benchmark Dose Computation

Specified effect = 0.05  
Risk Type = Extra risk  
Confidence level = 0.95  
BMD = 317.612  
BMDL = 216.399

Probit Model with 0.95 Confidence Level



13:06 09/27 2006

**INTERIM 1: 05/2008**

**Methyl Chloroformate, Ethyl Chloroformate, Propyl Chloroformate, Isopropyl Chloroformate, Allyl Chloroformate, n-Butyl Chloroformate, Isobutyl Chloroformate, sec-Butyl Chloroformate, Ethyl Chlorothioformate, Benzyl Chloroformate, Phenyl Chloroformate, 2-Ethylhexyl Chloroformate**

1  
2

**CHAPTER V: Isopropyl Chloroformate**

**TABLE OF CONTENTS: CHAPTER V: ISOPROPYL CHLOROFORMATE**

1

2

3 LIST OF TABLES ..... V-4

4

5 SUMMARY ..... V-5

6

7 V.1. HUMAN TOXICITY DATA ..... V-7

8 V.1.1 Acute Lethality ..... V-7

9 V.1.2 Non-lethal Toxicity ..... V-7

10 V.1.3 Developmental/Reproductive Toxicity ..... V-7

11 V.1.4 Genotoxicity ..... V-7

12 V.1.5 Carcinogenicity ..... V-7

13 V.1.6 Summary ..... V-7

14

15 V.2. ANIMAL TOXICITY DATA ..... V-7

16 V.2.1 Acute Lethality ..... V-7

17 V.2.1.1. Rats ..... V-7

18 V.2.1.2 Mice ..... V-8

19 V.2.2 Nonlethal Toxicity ..... V-10

20 V.2.3 Developmental/Reproductive Toxicity ..... V-10

21 V.2.4 Genotoxicity ..... V-10

22 V.2.5 Carcinogenicity ..... V-10

23 V.2.6 Summary ..... V-10

24

25 V.3. DATA ANALYSIS AND AEGL-1 ..... V-11

26 V.3.1 Human Data Relevant to AEGL-1 ..... V-11

27 V.3.2 Animal Data Relevant to AEGL-1 ..... V-11

28 V.3.3 Derivation of AEGL-1 ..... V-12

29

30 V.4. DATA ANALYSIS AND AEGL-2 ..... V-12

31 V.4.1 Human Data Relevant to AEGL-2 ..... V-12

32 V.4.2 Animal Data Relevant to AEGL-2 ..... V-12

33 V.4.3 Derivation of AEGL-2 ..... V-12

34

35 V.5. DATA ANALYSIS AND AEGL-3 ..... V-13

36 V.5.1 Human Data Relevant to AEGL-3 ..... V-13

37 V.5.2 Animal Data Relevant to AEGL-3 ..... V-13

38 V.5.3 Derivation of AEGL-3 ..... V-13

39

40 V.6. SUMMARY OF AEGLS ..... V-14

41 V.6.1 AEGL Values and Toxicity Endpoints ..... V-14

42 V.6.2 Comparison with Other Standards and Guidelines ..... V-14

43 V.6.3 Data Quality and Research Needs ..... V-14

44

45 V.7. REFERENCES ..... V-15

**INTERIM 1: 05/2008**

**Methyl Chloroformate, Ethyl Chloroformate, Propyl Chloroformate, Isopropyl Chloroformate, Allyl Chloroformate, n-Butyl Chloroformate, Isobutyl Chloroformate, sec-Butyl Chloroformate, Ethyl Chlorothioformate, Benzyl Chloroformate, Phenyl Chloroformate, 2-Ethylhexyl Chloroformate**

1  
2 APPENDIX V-A: Derivation Summary for Isopropyl Chloroformate AEGLS ..... V-A-1  
3  
4 APPENDIX V-B: Derivation Summary Tables for Isopropyl Chloroformate AEGLS ..... V-B-1  
5  
6 APPENDIX V-C: Category Plot for Isopropyl Chloroformate ..... V-C-1  
7  
8  
9  
10  
11  
12

**LIST OF TABLES**

1  
2  
3 Summary of AEGL Values for Isopropyl Chloroformate ..... V-5  
4 V-1. Exposure of Albino Rats to Isopropyl Chloroformate for up to 1 hour ..... V-8  
5 V-2. Exposure of male Swiss Webster mice to Isopropyl Chloroformate for 30 minutes ..... V-9  
6 V-3. Exposure of male Swiss Webster mice to Isopropyl Chloroformate for 15 minutes ..... V-9  
7 V-4. Summary of Inhalation Data of Animals Exposed to Isopropyl Chloroformate ..... V-11  
8 V-5. AEGL-1 Values for Isopropyl Chloroformate ..... V-12  
9 V-6. AEGL-2 Values for Isopropyl Chloroformate ..... V-13  
10 V-7. AEGL-3 Values for Isopropyl Chloroformate ..... V-13  
11 V-8. Summary of AEGL Values for Isopropyl Chloroformate ..... V-14  
12 V-9. Extant Standards and Guidelines for Isopropyl Chloroformate ..... V-15  
13  
14

**SUMMARY: ISOPROPYL CHLOROFORMATE**

Data were insufficient for derivation of AEGL-1 values for isopropyl chloroformate. Therefore, AEGL-1 values are not recommended.

No acute inhalation data consistent with the definition of AEGL-2 with both concentration and duration information were available. Therefore, the AEGL-2 values for isopropyl chloroformate were based upon a 3-fold reduction in the AEGL-3 values; this is considered an estimate of a threshold for irreversible effects (NRC, 2001).

One-third of the 1-hr LC<sub>50</sub> value in rats (300 ppm x 1/3 = 100 ppm ) (Bio Test Laboratories, Inc., 1970) was used as the point-of-departure for isopropyl chloroformate AEGL-3 values. This concentration is considered an estimated threshold for lethality. Interspecies and intraspecies uncertainty factors of 3 each were applied because isopropyl chloroformate is highly reactive and clinical signs are likely caused by a direct chemical effect on the tissues; this type of effect is not expected to vary greatly between species or among individuals. Thus, the total uncertainty factor is 10. The concentration-exposure time relationship for many irritant and systemically-acting vapors and gases may be described by c<sup>n</sup> x t = k, where the exponent, n, ranges from 0.8 to 3.5 (ten Berge et al., 1986). To obtain conservative and protective AEGL values in the absence of an empirically derived chemical-specific scaling exponent, temporal scaling was performed using n=3 when extrapolating to shorter time points (10-minutes and 30-minutes) and n = 1 when extrapolating to longer time points (4-hours and 8-hours).

Summary of AEGL Values For Isopropyl Chloroformate						
Classification	10-Minute	30-Minute	1-Hour	4-Hour	8-Hour	Endpoint (Reference)
AEGL-1 (Nondisabling)	NR	NR	NR	NR	NR	Insufficient Data
AEGL-2 (Disabling)	6.0 ppm (30 mg/m <sup>3</sup> )	4.3 ppm (22 mg/m <sup>3</sup> )	3.3 ppm (17 mg/m <sup>3</sup> )	0.83 ppm (4.2 mg/m <sup>3</sup> )	0.43 ppm (2.2 mg/m <sup>3</sup> )	1/3 the AEGL-3 values (Bio Test Laboratories, Inc., 1970)
AEGL-3 (Lethality)	18 ppm (90 mg/m <sup>3</sup> )	13 ppm (65 mg/m <sup>3</sup> )	10 ppm (50 mg/m <sup>3</sup> )	2.5 ppm (13 mg/m <sup>3</sup> )	1.3 ppm (6.5 mg/m <sup>3</sup> )	Estimated lethality threshold in the rat after a 1-hour exposure (Bio Test Laboratories, Inc., 1970)

NR: Not Recommended. However, absence of a derived AEGL-1 value does not imply that exposure below the AEGL-2 is without adverse effects.

*References*

*Bio-Test Laboratories, Inc. 1970. Acute vapor inhalation toxicity study with IPCF in albino rats. Report to PPG Industries, Inc. IBT No. N9129.*

*NRC (National Research Council). 2001. Standing Operating Procedures for Developing Acute Exposure Guideline Levels for Hazardous Chemicals. National Academy Press, Washington, DC.*

**INTERIM 1: 05/2008**

**Methyl Chloroformate, Ethyl Chloroformate, Propyl Chloroformate, Isopropyl Chloroformate, Allyl Chloroformate, n-Butyl Chloroformate, Isobutyl Chloroformate, sec-Butyl Chloroformate, Ethyl Chlorothioformate, Benzyl Chloroformate, Phenyl Chloroformate, 2-Ethylhexyl Chloroformate**

- 1 *ten Berge, W.F., Zwart, A. and Appelman, L.M. 1986. Concentration-time mortality response relationship of irritant and*
- 2 *systemically acting vapours and gases. J. Hazardous Materials 13:301-309.*
- 3

1  
2  
3  
4  
5  
6  
7  
8  
9  
10  
11  
12  
13  
14  
15  
16  
17  
18  
19  
20  
21  
22  
23  
24  
25  
26  
27  
28  
29  
30  
31  
32  
33  
34  
35  
36  
37  
38  
39  
40  
41  
42  
43  
44  
45  
46

**V.1. HUMAN TOXICITY DATA**

**V.1.1 Acute Lethality**

Information concerning death in humans following inhalation exposure to isopropyl chloroformate is not available.

**V.1.2 Non-lethal Toxicity**

Short-term task-specific industrial hygiene monitoring for isopropyl chloroformate was conducted at a resins plant (Martin, 1994). The monitoring was conducted to evaluate potential employee exposure during tank truck unloading operations. Exposures were considered potential because, due to the acute toxicity of isopropyl chloroformate, employees wore full-face supplied-air respirators, neoprene gloves, rubber boots, and neoprene clothing. Four personal monitoring results ranged from 0.2 ppm to 5.6 ppm for the sampled activity (20-40 minutes). Two area sample results were 0.06 ppm and 1.7 ppm.

**V.1.3 Developmental/Reproductive Toxicity**

Developmental/reproductive studies regarding acute human exposure to isopropyl chloroformate were not available.

**V.1.4 Genotoxicity**

Genotoxicity studies regarding acute human exposure to isopropyl chloroformate were not available.

**V.1.5 Carcinogenicity**

Carcinogenicity studies regarding human exposure to isopropyl chloroformate were not available.

**V.1.6 Summary**

No reports regarding lethal toxicity, developmental/reproductive toxicity, genotoxicity, or carcinogenicity were available. One industrial hygiene report was available; however, worker exposures were considered “potential” due to protective clothing.

**V.2. ANIMAL TOXICITY DATA**

**V.2.1 Acute Lethality**

**V.2.1.1. Rats**

Groups of five male and five female young adult Charles River albino rats were exposed to nominal concentrations of 300, 1640, or 15,600 ppm isopropyl chloroformate vapor for up to one hour (Bio-Test Laboratories, Inc., 1970). Vapor was generated by bubbling clean, dry air through undiluted



**INTERIM 1: 05/2008**

**Methyl Chloroformate, Ethyl Chloroformate, Propyl Chloroformate, Isopropyl Chloroformate, Allyl Chloroformate, n-Butyl Chloroformate, Isobutyl Chloroformate, sec-Butyl Chloroformate, Ethyl Chlorothioformate, Benzyl Chloroformate, Phenyl Chloroformate, 2-Ethylhexyl Chloroformate**

1 isopropyl chloroformate (8-10 °C) in a water bath. The resulting vapor was mixed with additional dry  
2 air to obtain the desired vapor concentration. The test atmosphere was then introduced into the top of  
3 a 70 L Plexiglass inhalation chamber, dispersed by a baffle plate, and exhausted at the bottom of the  
4 chamber. Average nominal concentrations were calculated by dividing the total weight of the  
5 isopropyl chloroformate vaporized by the total volume of air used during each inhalation exposure.  
6 Animals in the mid- and high-exposure groups started gasping for breath within 15 minutes after the  
7 initiation of exposure and exhibited convulsions and salivation. Low-concentration animals exhibited  
8 gasping and slight salivation. Necropsy of animals that died revealed moderate to severe lung  
9 hyperemia. Rats that survived the 14-day observation period exhibited no gross abnormalities at  
10 necropsy. The 1-hour LC<sub>50</sub> was determined to be 300 ppm. Data are summarized in Table V-1  
11

12

Nominal Concentration (ppm)	Exposure Duration (min)	Mortality	Time of Death After Initiation of Exposure
300	60	5/10	3 at 2 hr; 1 each at 2 and 10 days
1640	60	10/10	40, 48, 48, 52, 57, 60, 65, 67, 70, and 70 min
15,600	41	10/10	17, 17, 24, 24, 35, 37, 37, 37, 37, and 41 min

13  
14  
15  
16  
17  
18  
19 Bio-Test Laboratories, Inc., 1970

20  
21 Death occurred in 0/12 rats exposed to 200 ppm isopropyl chloroformate vapor for 1 hour (BASF,  
22 1968a). Clinical signs included slight mucosal irritation. No abnormalities were noted at necropsy.  
23

24 Death occurred in 12/12 and 6/6 rats exposed to an “atmosphere saturated” with isopropyl  
25 chloroformate vapor for 3 or 10 minutes, respectively (BASF, 1968b). Clinical signs included  
26 vigorous escape behavior, dyspnea and convulsions. No abnormalities were noted at necropsy.  
27

28 In a repeated-exposure study (Collins and Proctor, 1984), groups of 4 male and 4 female Sprague-  
29 Dawley rats were exposed to 0, 25, 50, or 100 ppm isopropyl chloroformate (analytical  
30 concentrations) 6 hr/day for 5 days. Three high-concentration males died after 2, 4, and 5 days of  
31 treatment, respectively, and three high-concentration females died after 3, 3, and 4 days of treatment,  
32 respectively. Clinical observations on the day prior to death included lethargy, labored breathing,  
33 staining around the muzzle, muscular weakness, and low body temperature. At necropsy, uncollapsed  
34 lungs, fluid-filled tracheas, and red discoloration of various tissues (associated with lack of  
35 exsanguination) were observed. This study is described in more detail in Section V.2.2.  
36

37 Groups of four male and four female Alderly Park SPF rats were exposed to 5 ppm (unspecified  
38 exposure time), 20 ppm (twenty 6-hr exposures), 50 ppm (eleven 6-hr exposures), or 200 ppm (one 5-  
39 hr exposure) isopropyl chloroformate vapor in isopropanol (Gage, 1970). The vapor concentrations  
40 were produced by injecting liquid at a known rate into a metered stream of air with a controlled fluid-  
41 feed atomizer. No effects were observed at 5 ppm, nasal irritation was observed at 20 ppm, respiratory  
42 difficulty, weight loss, and one death with lung hemorrhage were observed at 50 ppm, and two male  
43 rats died at 200 ppm. No further details were provided.  
44

**INTERIM 1: 05/2008**

**Methyl Chloroformate, Ethyl Chloroformate, Propyl Chloroformate, Isopropyl Chloroformate, Allyl Chloroformate, n-Butyl Chloroformate, Isobutyl Chloroformate, sec-Butyl Chloroformate, Ethyl Chlorothioformate, Benzyl Chloroformate, Phenyl Chloroformate, 2-Ethylhexyl Chloroformate**

In an acute oral toxicity study (Bio-Test Laboratories, Inc., 1971), Charles River albino rats (2/sex/dose) were administered 118.5, 177.8, 266.7, or 400 mg/kg isopropyl chloroformate by gavage and observed up to 14 days. There were no deaths at the low dose, 2/4 animals died at 177.8 mg/kg, and all animals died at the two highest doses. Deaths occurred between one hour and 5 days post-exposure. Hypoactivity, muscular weakness, ptosis, hyperpnea, and ruffed fur were observed following dosing. Hemorrhages were observed in the stomachs of animals that died during the study. An LD<sub>50</sub> of 177.8 mg/kg was calculated. An approximate oral LD<sub>50</sub> of 800 mm<sup>3</sup> was reported in rats (BASF, 1968c).

**V.2.1.2. Mice**

Following a 10-minute fresh air control period, groups of four male Swiss-Webster mice were exposed head only to nominal concentrations of 0, 50, 75, 100, 200, or 500 ppm isopropyl chloroformate aerosol for 30 minutes (Carpenter, 1982). The mice were then removed to fresh air for a 10 minute recovery period, while respiratory rates were monitored continuously. Undiluted isopropyl chloroformate was delivered to a Pitt #1 aerosol generator via a 2 cc syringe, driven by a pump at a known rate. Aerosol was directed into a 9 L stainless steel chamber which was continuously evacuated at 20 L/min. An RD<sub>50</sub> of 104 ppm was calculated. Data are summarized in Table V-2.

**TABLE V-2. Exposure of Male Swiss-Webster Mice to Isopropyl Chloroformate for 30 minutes\***

Concentration (ppm)	Respiratory rates(control/exposed)	% Decrease in respiratory rate	Mortality within 24 hr.
50	320/260	19	1/4
75	225/150	33	3/4
100	260/110	58	4/4
200	275/55	80	4/4
500	-	100	4/4 (died in exposure)

Carpenter, 1982

In another study (Anderson, 1984), groups of four male Swiss-Webster mice were exposed head only to nominal concentrations of 0, 177, 306, 443, or 883 ppm isopropyl chloroformate vapor for 15 minutes. The vapor was introduced through a Harvard apparatus syringe drive into a Pitt #1 generator. The glass exposure chamber had a capacity of 2.2 L, and air flow was 8.8 L/min. Baseline respiratory rates of each mouse were recorded for 10 minutes before exposure. Respiratory rates were recorded at 5 and 10 minutes into the 15 minute exposure period, and percent respiratory depression was calculated from these values. Lung weights were obtained at necropsy following death from exposure or scheduled sacrifice. In this study, the RD<sub>50</sub> is calculated to be 375 ppm, and a 15-min. LC<sub>50</sub> is estimated to be between 283 and 345 ppm. Concentration-related increases in lung weight, indicative of pulmonary edema, were observed in treated animals compared to controls. Data are summarized in Table V-3.

1  
2  
3  
4  
5  
6  
7  
8  
9  
10  
11  
12  
13  
14  
15  
16  
17  
18  
19  
20  
21  
22  
23  
24  
25  
26  
27  
28  
29  
30  
31  
32  
33  
34  
35  
36  
37  
38  
39  
40  
41  
42

TABLE V-3. Exposure of Male Swiss-Webster Mice to Isopropyl Chloroformate for 15 minutes*							
Concentration (ppm)		% Decrease in respiratory rate			Mean lung weight (g)	Lung/Body wt. Ratio (x100)	Mortality within 24 hr.
Nominal	Analytical	5 min.	10 min.	Average			
0	0	-	-	-	0.17	0.62	0/4
177	141	20	16	18	0.26	0.9	0/4
306	283	35	40	38	0.35	1.29	2/4
443	345	45	41	43	0.39	1.23	2/4
883	730	70	85	76	0.45	1.45	4/4

Anderson, 1984

**V.2.2 Nonlethal Toxicity**

As briefly described in Section V.2.1.1, Collins and Proctor (1984) exposed groups of 4 male and 4 female Sprague-Dawley rats to 0, 25, 50, or 100 ppm isopropyl chloroformate vapor 6 hr/day for 5 days. Isopropyl chloroformate vapor was generated using a sintered glass bubbler supplied with pre-dried compressed air. Chamber concentrations were achieved by adjusting the rate of air flow through the generator. The exposure chambers were 600 L stainless-steel and glass whole body chambers. Actual test concentrations were determined hourly during treatment with an infrared gas analyzer, and nominal chamber concentrations were determined daily by calculating the amount of isopropyl chloroformate consumed per liter of air passing through the chamber. Mean daily chamber concentrations were 25, 50, and 100 ppm and corresponding measured concentrations were 22, 42, and 86 ppm, respectively. The study authors' attribute these differences to the low accuracy of the orifice plate system used to measure flow rate through the chamber. Three high-concentration males and three high-concentration females died during the exposure period. Clinical observations on the day prior to death included lethargy, labored breathing, staining around the muzzle, muscular weakness, and low body temperature. Treatment-related body weight loss was observed post-exposure in mid- and high concentration males and females and decreased body weight gain was observed in low-concentration males. Concentration-related increases (p<0.02) in lung weight were observed in all treatment groups when compared to controls. In animals surviving to the end of the study, enlarged bronchial lymph nodes were observed at necropsy in several animals in all concentration groups. Focal alveolar edema and bronchiolitis were observed in several mid-concentration and all high-concentration animals. Peribronchiolar mononuclear cell infiltrate was observed in low- and mid-concentration animals and is assumed to have preceded the bronchiolitis observed in the high-concentration animals. Animals from all three treatment groups exhibited focal pulmonary emphysema.

1 **V.2.3 Developmental/Reproductive Toxicity**

2  
3 Developmental/reproductive studies regarding animal exposure to isopropyl chloroformate were not  
4 available.

6 **V.2.4 Genotoxicity**

7  
8 Isopropyl chloroformate was negative in the standard plate test and preincubation test both  
9 with and without metabolic activation in *Salmonella typhimurium* strains TA 98, TA 100, TA 1535,  
10 and TA 1537 and in *E. coli* WP2 uvrA (BASF, 1999).

13 **V.2.5 Carcinogenicity**

14  
15 Animal carcinogenicity data for isopropyl chloroformate were not available.

17 **V.2.6 Summary**

18  
19 Animal toxicity data are limited. A 30-min RD<sub>50</sub> of 104 ppm (nominal concentration) isopropyl  
20 chloroformate was reported for male Swiss-Webster mice (Carpenter, 1982), while a 15-minute RD<sub>50</sub>  
21 of 375 ppm (analytical concentration) and estimated 15-min LC<sub>50</sub> of 283 to 345 ppm were determined  
22 for male Swiss-Webster mice (Anderson, 1984). A 1-hr LC<sub>50</sub> of 300 ppm was calculated for Charles  
23 River albino rats (Bio-Test Laboratories, Inc., 1970). Repeated exposure to 100 ppm isopropyl  
24 chloroformate resulted in death in Sprague-Dawley rats, while lower concentrations resulted in body  
25 weight loss, increased lung weight, and bronchiolitis. Increased lung weight and edema were  
26 consistently observed in decedents in most studies. Isopropyl chloroformate was negative in the Ames  
27 assay. No data concerning developmental/reproductive toxicity or carcinogenicity from exposure to  
28 isopropyl chloroformate were located in the available literature. Animal inhalation data are  
29 summarized in Table V-4.

31 **Table V-4. Summary of Inhalation Data of Animals Exposed to Isopropyl Chloroformate**

Species	Concentration (ppm)	Exposure Duration	Effect	Reference
<b>Acute Exposure</b>				
Rat	15,600 (nominal)	17-41 minutes	10/10 dead	Bio Test Labs, Inc., 1970
Rat	1640 (nominal)	40-60 minutes	10/10 dead	Bio Test Labs, Inc., 1970
Rat	200 (approximate)	1 hour	0/12 dead	BASF, 1968a
Rat	300 (nominal)	1 hour	LC <sub>50</sub>	Bio Test Labs, Inc., 1970
Rat	200	5 hours	2/8 dead	Gage, 1970
Mouse	283-345	15 minutes	LC <sub>50</sub>	Anderson, 1984
Mouse	375	15 minutes	RD <sub>50</sub>	Anderson, 1984

**INTERIM 1: 05/2008**

**Methyl Chloroformate, Ethyl Chloroformate, Propyl Chloroformate, Isopropyl Chloroformate, Allyl Chloroformate, n-Butyl Chloroformate, Isobutyl Chloroformate, sec-Butyl Chloroformate, Ethyl Chlorothioformate, Benzyl Chloroformate, Phenyl Chloroformate, 2-Ethylhexyl Chloroformate**

1	Mouse	104	30 minutes	RD <sub>50</sub>	Carpenter, 1982
2	<b>Repeated Exposure</b>				
3	Rat	20	6 hr/day, 20 days	Nasal irritation	Gage, 1970
4	Rat	50	6 hr/day, 11 days	Respiratory difficulty, weight loss, lung hemorrhage, 1/8 dead	Gage, 1970
5	Rat	22	6 hr/day, 5 days	Decreased body weight gain, increased lung weight, enlarged bronchial lymph nodes, peribronchiolar mononuclear cell infiltrate, focal pulmonary emphysema	Collins & Proctor, 1984
6	Rat	42	6 hr/day, 5 days	Body weight loss, increased lung weight, enlarged bronchial lymph nodes, focal alveolar edema, bronchiolitis, peribronchiolar mononuclear cell infiltrate, focal pulmonary emphysema	Collins & Proctor, 1984
7	Rat	86	6 hr/day, 5 days	Body weight loss, increased lung weight, enlarged bronchial lymph nodes, focal alveolar edema, bronchiolitis, focal pulmonary emphysema  3/4 males dead: deaths after 2, 4, and 5 days treatment 3/4 females dead: deaths after 3, 3, and 5 days treatment	Collins & Proctor, 1984

8  
9  
10  
11  
12  
13  
14  
15  
16  
17  
18  
19  
20  
21  
22  
23  
24  
25  
26  
27  
28  
29  
30  
31

**V.3. DATA ANALYSIS AND AEGL-1**

**V.3.1 Human Data Relevant to AEGL-1**

No human data consistent with the definition of AEGL-1 were available.

**V.3.2 Animal Data Relevant to AEGL-1**

No animal data consistent with the definition of AEGL-1 were available.

**V.3.3 Derivation of AEGL-1**

AEGL-1 values for isopropyl chloroformate are not recommended due to insufficient data (Table V-5).

<b>TABLE V-5. AEGL-1 Values for Isopropyl Chloroformate</b>					
<b>Classification</b>	<b>10-Minute</b>	<b>30-Minute</b>	<b>1-Hour</b>	<b>4-Hour</b>	<b>8-Hour</b>
AEGL-1	NR	NR	NR	NR	NR

NR: Not Recommended. The absence of AEGL-1 values does not imply that concentrations below AEGL-2 will be without effect.

**V.4. DATA ANALYSIS AND AEGL-2**

**V.4.1 Human Data Relevant to AEGL-2**

No human data consistent with the definition of AEGL-2 were available.

**V.4.2 Animal Data Relevant to AEGL-2**

No acute animal data consistent with the definition of AEGL-2 were available.

**V.4.3 Derivation of AEGL-2**

No acute inhalation data consistent with the definition of AEGL-2 with both concentration and duration information were available. Therefore, the AEGL-2 values for isopropyl chloroformate will be based upon a 3-fold reduction in the AEGL-3 values; this is considered an estimate of a threshold for irreversible effects (NRC, 2001). The AEGL-2 values for propyl chloroformate are presented in Table V-6, and the calculations for these AEGL-2 values are presented in Appendix V-A.

TABLE V-6. AEGL-2 Values for Isopropyl Chloroformate					
Classification	10-Minute	30-Minute	1-Hour	4-Hour	8-Hour
AEGL-2	6.0 ppm (30 mg/m <sup>3</sup> )	4.3 ppm (22 mg/m <sup>3</sup> )	3.3 ppm (17 mg/m <sup>3</sup> )	0.83 ppm (4.2 mg/m <sup>3</sup> )	0.43 ppm (2.2 mg/m <sup>3</sup> )

The derived AEGL-2 values are considered protective because rats exposed to 20 ppm isopropyl chloroformate 6 hours/day for 20 days exhibited only nasal irritation (Gage, 1970)

**V.5. DATA ANALYSIS AND AEGL-3**

**V.5.1 Human Data Relevant to AEGL-3**

No human data consistent with the definition of AEGL-3 were available.

**V.5.2 Animal Data Relevant to AEGL-3**

A rat 1-hr LC<sub>50</sub> value of 300 ppm was calculated (Bio Test, 1970). A 15-minute mouse LC<sub>50</sub> of 283-345 was estimated (Anderson, 1984).

**V.5.3 Derivation of AEGL-3**

One-third of the 1-hr LC<sub>50</sub> value in rats (300 ppm x 1/3 = 100 ppm) (Bio-Test Laboratories, Inc., 1970) will be used as the point-of-departure for isopropyl chloroformate AEGL-3 values. This concentration is considered an estimated threshold for lethality and is supported by the fact that 0/12 rats died when exposed to approximately 200 ppm for 1 hour (BASF, 1968a). Interspecies and intraspecies uncertainty factors of 3 each will be applied because isopropyl chloroformate is highly reactive and clinical signs are likely caused by a direct chemical effect on the tissues; this type of

effect is not expected to vary greatly between species or among individuals. Thus, the total uncertainty factor is 10. The concentration-exposure time relationship for many irritant and systemically-acting vapors and gases may be described by  $c^n \times t = k$ , where the exponent, n, ranges from 0.8 to 3.5 (ten Berge et al., 1986). To obtain conservative and protective AEGL values in the absence of an empirically derived chemical-specific scaling exponent, temporal scaling was performed using  $n=3$  when extrapolating to shorter time points (10-minutes and 30-minutes) and  $n = 1$  when extrapolating to longer time points (4-hours and 8-hours). The AEGL-3 values for isopropyl chloroformate are presented in Table V-7, and the calculations for these AEGL-3 values are presented in Appendix V-A.

**TABLE V-7. AEGL-3 Values for Isopropyl Chloroformate**

Classification	10-Minute	30-Minute	1-Hour	4-Hour	8-Hour
AEGL-3	18 ppm (90 mg/m <sup>3</sup> )	13 ppm (65 mg/m <sup>3</sup> )	10 ppm (50 mg/m <sup>3</sup> )	2.5 ppm (13 mg/m <sup>3</sup> )	1.3 ppm (6.5 mg/m <sup>3</sup> )

The derived AEGL-3 values are considered protective because no deaths were noted in rats exposed to 42 ppm isopropyl chloroformate 6 hours/day for 5 days (Collins and Proctor, 1984).

## V.6. SUMMARY OF AEGLS

### V.6.1 AEGL Values and Toxicity Endpoints

The derived AEGL values are summarized in Table V-8. AEGL-1 values are not recommended for isopropyl chloroformate due to insufficient data. AEGL-2 values were derived by dividing AEGL-3 values by 3, and AEGL-3 values were based on an estimated 1-hour lethality threshold in rats.

**TABLE V-8. Summary of AEGL Values for Isopropyl Chloroformate**

Classification	10-minute	30-minute	1-hour	4-hour	8-hour
AEGL-1 (Nondisabling)	NR	NR	NR	NR	NR
AEGL-2 (Disabling)	6.0 ppm (30 mg/m <sup>3</sup> )	4.3 ppm (22 mg/m <sup>3</sup> )	3.3 ppm (17 mg/m <sup>3</sup> )	0.83 ppm (4.2 mg/m <sup>3</sup> )	0.43 ppm (2.2 mg/m <sup>3</sup> )
AEGL-3 (Lethal)	18 ppm (90 mg/m <sup>3</sup> )	13 ppm (65 mg/m <sup>3</sup> )	10 ppm (50 mg/m <sup>3</sup> )	2.5 ppm (13 mg/m <sup>3</sup> )	1.3 ppm (6.5 mg/m <sup>3</sup> )

NR: Not Recommended. However, absence of a derived AEGL-1 value does not imply that exposure below the AEGL-2 is without adverse effects.

### V.6.2. Comparison with Other Standards and Guidelines

The following standards were located for isopropyl chloroformate.

1  
2  
3  
4  
5  
6  
7  
8  
9  
10  
11  
12  
13  
14  
15  
16  
17  
18  
19  
20  
21  
22  
23  
24  
25  
26  
27  
28  
29  
30  
31  
32  
33

Guideline	Exposure Duration				
	10 minutes	30 minutes	1 hour	4 hours	8 hours
AEGL-1	NR	NR	NR	NR	NR
AEGL-2	6.0 ppm	4.3 ppm	3.3 ppm	0.83 ppm	0.43 ppm
AEGL-3	18 ppm	13 ppm	10 ppm	2.5 ppm	1.3 ppm
ERPG-1 <sup>a</sup>	Insufficient Data				
ERPG-2 <sup>a</sup>	5 ppm				
ERPG-3 <sup>a</sup>	20 ppm				
Dutch MAC <sup>b</sup>					1 ppm

<sup>a</sup>ERPG (Emergency Response Planning Guidelines, American Industrial Hygiene Association (AIHA 2005)

The ERPG-1 is the maximum airborne concentration below which it is believed nearly all individuals could be exposed for up to one hour without experiencing other than mild, transient adverse health effects or without perceiving a clearly defined objectionable odor. No ERPG-1 for isopropyl chloroformate is derived because of insufficient data.

The ERPG-2 is the maximum airborne concentration below which it is believed nearly all individuals could be exposed for up to one hour without experiencing or developing irreversible or other serious health effects or symptoms that could impair an individual’s ability to take protective action. The ERPG-2 for isopropyl chloroformate is based on animal irritation studies.

The ERPG-3 is the maximum airborne concentration below which it is believed nearly all individuals could be exposed for up to one hour without experiencing or developing life-threatening health effects. The ERPG-3 for isopropyl chloroformate is based on animal lethality data.

<sup>b</sup>MAC (Maximaal Aanvaarde Concentratie [Maximal Accepted Concentration]). SDU Uitgevers (under the auspices of the Ministry of Social Affairs and Employment), The Hague, The Netherlands 2000, is defined analogous to the ACGIH-TLV-TWA.

**V.6.3 Data Quality and Research Needs**

Animal data are limited to acute and repeated-exposure rat inhalation studies and a two mouse RD<sub>50</sub> studies. The support provided by the repeated-exposure studies adds to confidence in the derived AEGL values.



1 **V.7. REFERENCES**

- 2
- 3 AIHA (American Industrial Hygiene Association). 2005. Emergency Response Planning Guidelines.  
4 Isopropyl Chloroformate. AIHA, Fairfax, VA.
- 5
- 6 Anderson, R.C. 1984. Evaluation of sensory irritation and lung weights following inhalation  
7 exposure of mice to test article. Report to PPG Industries, Inc. C-88720-36.
- 8
- 9 BASF. 1968a. Report on the study of the acute inhalation of isopropyl chloroformate in rats.  
10 Unpublished report, BASF Aktiengesellschaft, Experimental Toxicology and Ecology, Ludwigshafen,  
11 Germany. September 13, 1968.
- 12
- 13 BASF. 1968b. Report on the study of the acute inhalation hazard of isopropyl chloroformate in rats  
14 (inhalation hazard test). Unpublished report, BASF Aktiengesellschaft, Experimental Toxicology  
15 and Ecology, Ludwigshafen, Germany. September 13, 1968.
- 16
- 17 BASF. 1968c. Report on the study of the acute oral toxicity of isopropyl chloroformate in rats.  
18 Unpublished report, BASF Aktiengesellschaft, Experimental Toxicology and Ecology, Ludwigshafen,  
19 Germany. September 13, 1968.
- 20
- 21 BASF, 1999. Salmonella typhimurium/Escherichia coli, Reverse mutation assay (Standard plate test  
22 and preincubation test) with isopropyl chloroformate. Department of Toxicology, BASF  
23 Aktiengesellschaft, D-67058 Ludwigshafen/Rhein, FRG. Unpublished Report. Project No.  
24 40M0545/964336. March 17, 1999.
- 25
- 26 Bio-Test Laboratories, Inc. 1970. Acute vapor inhalation toxicity study with IPCF in albino rats.  
27 Report to PPG Industries, Inc. IBT No. N9129.
- 28
- 29 Bio-Test Laboratories, Inc. 1971. Acute oral toxicity study with isopropyl chloroformate (IPCF) in  
30 male and female albino rats. Report to PPG Industries, Inc. P.O. No. M391608-R. IBT No. A9128.
- 31
- 32 Carpenter, C.P. 1982. Isopropyl chloroformate Sensory Irritation. Report by Mellon Institute. Report  
33 to PPG Industries, Inc., Chemicals Division. Report No. 82-39S.
- 34
- 35 Collins, C.J. and B.G.Proctor. 1984. A 5-day range-finding inhalation toxicity study of isopropyl  
36 chloroformate in the albino rat. Draft Report. Prepared by Bio-Research Laboratories, Ltd., Quebec,  
37 Canada. Prepared for PPG Industries, Pittsburgh, PA.
- 38
- 39 Gage, J.C. 1970. The subacute inhalation toxicity of 109 industrial chemicals. Brit. J. Ind. Med.  
40 27:1-18.
- 41
- 42 Martin, D.K. 1994. Industrial Hygiene Report: Monitoring for Isopropyl Chloroformate (IPCF)  
43 during tank truck unloading at the Saran Resins Plant, Midland, MI. The Dow Chemical Company.  
44 Toxicology Research Laboratory, Midland, MI.
- 45

**INTERIM 1: 05/2008**

**Methyl Chloroformate, Ethyl Chloroformate, Propyl Chloroformate, Isopropyl Chloroformate, Allyl Chloroformate, n-Butyl Chloroformate, Isobutyl Chloroformate, sec-Butyl Chloroformate, Ethyl Chlorothioformate, Benzyl Chloroformate, Phenyl Chloroformate, 2-Ethylhexyl Chloroformate**

1 NRC (National Research Council). 2001. Standing Operating Procedures for Developing Acute  
2 Exposure Guideline Levels for Hazardous Chemicals. National Academy Press, Washington, DC.  
3  
4 SDU Uitgevers Nationale MAC List, 2000. (under the auspices of the Ministry of Social Affairs and  
5 Employment), The Hague, The Netherlands.  
6  
7 ten Berge, W.F., Zwart, A. and Appelman, L.M. 1986. Concentration-time mortality response  
8 relationship of irritant and systemically acting vapours and gases. J. Hazardous Materials 13:301-309.  
9  
10  
11  
12  
13

1  
2  
3  
4  
5

**APPENDIX V-A:**

**DERIVATION OF AEGL VALUES FOR ISOPROPYL CHLOROFORMATE**

INTERIM 1: 05/2008

Methyl Chloroformate, Ethyl Chloroformate, Propyl Chloroformate, Isopropyl Chloroformate, Allyl Chloroformate, n-Butyl Chloroformate, Isobutyl Chloroformate, sec-Butyl Chloroformate, Ethyl Chlorothioformate, Benzyl Chloroformate, Phenyl Chloroformate, 2-Ethylhexyl Chloroformate

1  
2  
3  
4  
5  
6

**DERIVATION OF AEGL-1 VALUES FOR ISOPROPYL CHLOROFORMATE**

AEGL-1 values are not recommended for isopropyl chloroformate due to insufficient data.

**INTERIM 1: 05/2008**

**Methyl Chloroformate, Ethyl Chloroformate, Propyl Chloroformate, Isopropyl Chloroformate, Allyl Chloroformate, n-Butyl Chloroformate, Isobutyl Chloroformate, sec-Butyl Chloroformate, Ethyl Chlorothioformate, Benzyl Chloroformate, Phenyl Chloroformate, 2-Ethylhexyl Chloroformate**

1  
2  
3  
4  
5 **Derivation of AEGL-2 Values for Isopropyl Chloroformate**  
6

7  
8 Key study: Bio-Test Laboratories, Inc., 1970  
9

10 Toxicity Endpoint: 1/3 of the AEGL-3 values  
11

12  
13  
14  
15  
16 10-min AEGL-2:            18 ppm ÷ 3 = 6.0 ppm  
17

18 30-min AEGL-2:            13 ppm ÷ 3 = 4.3 ppm  
19

20 1-hr AEGL-2:                10 ppm ÷ 3 = 3.3 ppm  
21

22 4-hr AEGL-2:                2.5 ppm ÷ 3 = 0.83 ppm  
23

24 8-hr AEGL-2:                1.3 ppm ÷ 3 = 0.43 ppm  
25

1  
2  
3  
4  
5  
6  
7  
8  
9  
10  
11  
12  
13  
14  
15  
16  
17  
18  
19  
20  
21  
22  
23  
24  
25  
26  
27  
28  
29  
30  
31  
32  
33  
34  
35  
36  
37  
38  
39  
40  
41  
42  
43  
44  
45

### DERIVATION OF AEGL-3 VALUES FOR ISOPROPYL CHLOROFORMATE

Key study: Bio-Test Laboratories, Inc., 1970

Toxicity Endpoint: Estimated  $LC_{01}$  ( $\frac{1}{3}$  the  $LC_{50}$ ) from a 1-hour exposure in male rats.

$LC_{50} = 300$  ppm;  $\frac{1}{3} \times 300$  ppm = 100 ppm (point of departure)

Scaling: 10-minutes and 30-minutes

$$C^3 \times t = k$$

$$(100 \text{ ppm})^3 \times 1 \text{ hr} = 1,000,000 \text{ ppm}^3\text{hr}$$

4-hours and 8-hours

$$C^1 \times t = k$$

$$(100 \text{ ppm})^1 \times 1 \text{ hr} = 100 \text{ ppm}^1\text{hr}$$

Uncertainty Factors:

3 for interspecies variability

3 for intraspecies variability

10-min AEGL-3:

$$C^3 \times 0.167 \text{ hr} = 1,000,000 \text{ ppm}^3\text{hr}$$

$$C^3 = 5988024 \text{ ppm}^3$$

$$C = 182 \text{ ppm}$$

$$10\text{-min AEGL-3} = 182/10 = 18 \text{ ppm}$$

30-min AEGL-3

$$C^3 \times 0.5 \text{ hr} = 1,000,000 \text{ ppm}^3\text{hr}$$

$$C^3 = 2,000,000 \text{ ppm}^3$$

$$C = 126 \text{ ppm}$$

$$30\text{-min AEGL-3} = 126/10 = 13 \text{ ppm}$$

1-hr AEGL-3

$$1\text{-hr AEGL-3} = 100/10 = 10 \text{ ppm}$$

4-hr AEGL-3

$$C^1 \times 4 \text{ hr} = 100 \text{ ppm}^1\text{hr}$$

$$C^1 = 25 \text{ ppm}$$

$$C = 25 \text{ ppm}$$

$$4\text{-hr AEGL-3} = 25/10 = 2.5 \text{ ppm}$$

8-hr AEGL-3

$$C^1 \times 8 \text{ hr} = 100 \text{ ppm}^1\text{hr}$$

$$C^1 = 12.5 \text{ ppm}$$

INTERIM 1: 05/2008

Methyl Chloroformate, Ethyl Chloroformate, Propyl Chloroformate, Isopropyl Chloroformate, Allyl Chloroformate, n-Butyl Chloroformate, Isobutyl Chloroformate, sec-Butyl Chloroformate, Ethyl Chlorothioformate, Benzyl Chloroformate, Phenyl Chloroformate, 2-Ethylhexyl Chloroformate

- 1 C = 12.5 ppm
- 2 8-hr AEGL-3 =  $12.5/10 = 1.3$  ppm

**INTERIM 1: 05/2008**

**Methyl Chloroformate, Ethyl Chloroformate, Propyl Chloroformate, Isopropyl Chloroformate, Allyl Chloroformate, n-Butyl Chloroformate, Isobutyl Chloroformate, sec-Butyl Chloroformate, Ethyl Chlorothioformate, Benzyl Chloroformate, Phenyl Chloroformate, 2-Ethylhexyl Chloroformate**

1  
2  
3

**APPENDIX V-B:**

**Derivation Summary for Isopropyl Chloroformate AEGLS**



**INTERIM 1: 05/2008**

**Methyl Chloroformate, Ethyl Chloroformate, Propyl Chloroformate, Isopropyl Chloroformate, Allyl Chloroformate, n-Butyl Chloroformate, Isobutyl Chloroformate, sec-Butyl Chloroformate, Ethyl Chlorothioformate, Benzyl Chloroformate, Phenyl Chloroformate, 2-Ethylhexyl Chloroformate**

1  
2  
3  
4  
5  
6  
7  
8  
9  
10  
11  
12  
13  
14  
15  
16  
17  
18  
19  
20

<b>AEGL-1 VALUES FOR ISOPROPYL CHLOROFORMATE</b>				
<b>10-Minute</b>	<b>30-Minute</b>	<b>1-Hour</b>	<b>4-Hour</b>	<b>8-Hour</b>
<b>NR</b>	<b>NR</b>	<b>NR</b>	<b>NR</b>	<b>NR</b>
<b>Reference: NA</b>				
<b>Test Species/Strain/Number: NA</b>				
<b>Exposure Route/Concentrations/Durations: NA</b>				
<b>Effects: NA</b>				
<b>Endpoint/Concentration/Rationale: NA</b>				
<b>Uncertainty Factors/Rationale:</b> Interspecies = NA Intraspecies = NA (Alarie method requires no additional UF)				
<b>Modifying Factor: NA</b>				
<b>Animal to Human Dosimetric Adjustment: NA</b>				
<b>Time Scaling: NA</b>				
<b>Data quality and research needs: AEGL-1 values are not recommended for isopropyl chloroformate. Data were insufficient for deriving values.</b>				

**INTERIM 1: 05/2008**

**Methyl Chloroformate, Ethyl Chloroformate, Propyl Chloroformate, Isopropyl Chloroformate, Allyl Chloroformate, n-Butyl Chloroformate, Isobutyl Chloroformate, sec-Butyl Chloroformate, Ethyl Chlorothioformate, Benzyl Chloroformate, Phenyl Chloroformate, 2-Ethylhexyl Chloroformate**

1  
2  
3  
4  
5  
6  
7  
8  
9  
10  
11  
12  
13  
14  
15  
16  
17  
18

<b>AEGL-2 VALUES FOR ISOPROPYL CHLOROFORMATE</b>				
<b>10-Minute</b>	<b>30-Minute</b>	<b>1-Hour</b>	<b>4-Hour</b>	<b>8-Hour</b>
<b>6.0 ppm</b>	<b>4.3 ppm</b>	<b>3.3 ppm</b>	<b>0.83 ppm</b>	<b>0.43 ppm</b>
Key Reference: Bio-Test Laboratories, Inc. 1970. Acute vapor inhalation toxicity study with IPCF in albino rats. Report to PPG Industries, Inc. IBT No. N9129.				
Test Species/Strain/Number: See AEGL-3 Derivation summary table				
Exposure Route/Concentrations/Durations: See AEGL-3 Derivation summary table				
Effects: See AEGL-3 Derivation summary table				
Endpoint/Concentration/Rationale: 3-fold reduction of AEGL-3 values. Considered threshold for the inability to escape.				
Uncertainty Factors/Rationale: See AEGL-3 Derivation summary table				
Modifying Factor: NA				
Animal to Human Dosimetric Adjustment: NA				
Time Scaling: See AEGL-3 Derivation summary table				
Data quality and research needs: See AEGL-3 Derivation summary table. Values are considered protective because rats showed only nasal irritation when exposed to 20 ppm, 6 hours/day for 20 days (Gage, 1970).				

**INTERIM 1: 05/2008**

**Methyl Chloroformate, Ethyl Chloroformate, Propyl Chloroformate, Isopropyl Chloroformate, Allyl Chloroformate, n-Butyl Chloroformate, Isobutyl Chloroformate, sec-Butyl Chloroformate, Ethyl Chlorothioformate, Benzyl Chloroformate, Phenyl Chloroformate, 2-Ethylhexyl Chloroformate**

1  
2  
3  
4  
5  
6  
7  
8  
9  
10  
11  
12  
13  
14  
15  
16  
17  
18  
19  
20  
21  
22  
23  
24  
25  
26  
27  
28

<b>AEGL-3 VALUES FOR ISOPROPYL CHLOROFORMATE</b>				
<b>10-Minute</b>	<b>30-Minute</b>	<b>1-Hour</b>	<b>4-Hour</b>	<b>8-Hour</b>
<b>18 ppm</b>	<b>13 ppm</b>	<b>10 ppm</b>	<b>2.5 ppm</b>	<b>1.3 ppm</b>
Key Reference: Bio-Test Laboratories, Inc. 1970. Acute vapor inhalation toxicity study with IPCF in albino rats. Report to PPG Industries, Inc. IBT No. N9129.				
Test Species/Strain/Sex/Number: Albino rats/ 5/sex/group				
Exposure Route/Concentrations/Durations: Rats/Inhalation/1 hour ( $\frac{1}{3}$ the 1-hour rat $LC_{50}$ was the point-of-departure for AEGL-3) ( $\frac{1}{3} \times 300 \text{ ppm} = 100 \text{ ppm}$ )				
Endpoint/Concentration/Rationale: $\frac{1}{3}$ the 1-hour rat $LC_{50}$ / 100 ppm/Estimated threshold for death for 1 hour exposure in rats				
Effects: $LC_{50} = 300 \text{ ppm}$				
Uncertainty Factors/Rationale: Interspecies = 3: Intraspecies = 3: Isopropyl chloroformate is highly reactive and clinical signs are likely caused by a direct chemical effect on the tissues; this type of effect is not expected to vary greatly between species or among individuals.				
Modifying Factor: NA				
Animal to Human Dosimetric Adjustment: Insufficient data				
Time Scaling: $c^n \times t = k$ , where $n=3$ when extrapolating to shorter time points (10-minutes and 30-minutes) and $n = 1$ when extrapolating to longer time points (4-hours and 8-hours).				
Data Quality and Research Needs: Sparse acute toxicity data set, with repeated-exposure studies available for support. Values are considered protective because no deaths were noted in rats exposed to 42 ppm, 6 hours/day for 5 days (Collins and Proctor, 1984).				

**INTERIM 1: 05/2008**

**Methyl Chloroformate, Ethyl Chloroformate, Propyl Chloroformate, Isopropyl Chloroformate, Allyl Chloroformate, n-Butyl Chloroformate, Isobutyl Chloroformate, sec-Butyl Chloroformate, Ethyl Chlorothioformate, Benzyl Chloroformate, Phenyl Chloroformate, 2-Ethylhexyl Chloroformate**

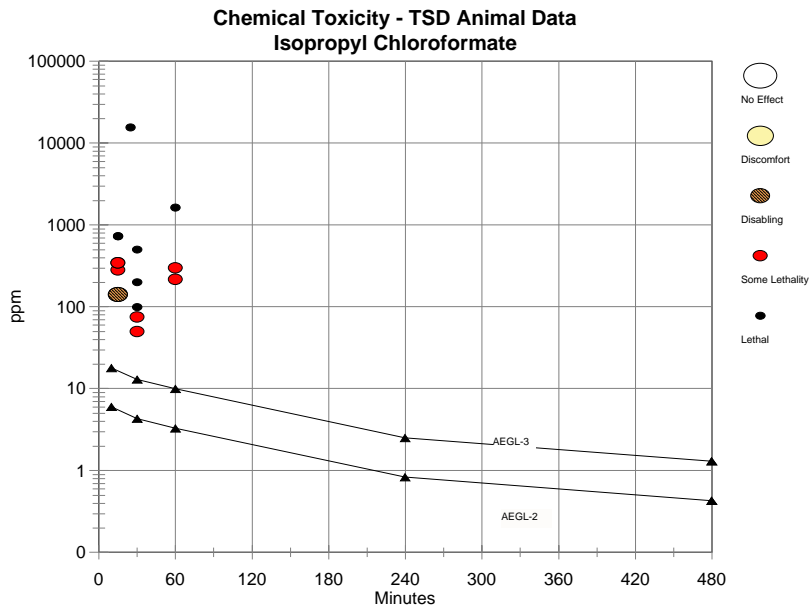
1  
2  
3

**APPENDIX V-C:**  
**CATEGORY PLOT FOR ISOPROPYL CHLOROFORMATE**

**INTERIM 1: 05/2008**

**Methyl Chloroformate, Ethyl Chloroformate, Propyl Chloroformate, Isopropyl Chloroformate, Allyl Chloroformate, n-Butyl Chloroformate, Isobutyl Chloroformate, sec-Butyl Chloroformate, Ethyl Chlorothioformate, Benzyl Chloroformate, Phenyl Chloroformate, 2-Ethylhexyl Chloroformate**

1  
2  
3



**INTERIM 1: 05/2008**

**Methyl Chloroformate, Ethyl Chloroformate, Propyl Chloroformate, Isopropyl Chloroformate, Allyl Chloroformate, n-Butyl Chloroformate, Isobutyl Chloroformate, sec-Butyl Chloroformate, Ethyl Chlorothioformate, Benzyl Chloroformate, Phenyl Chloroformate, 2-Ethylhexyl Chloroformate**

**TABLE OF CONTENTS: CHAPTER VI: ALLYL CHLOROFORMATE**

1

2

3

4

5 LIST OF TABLES ..... VI-4

6

7 SUMMARY ..... VI-5

8

9 VI.1. HUMAN TOXICITY DATA ..... VI-6

10 VI.1.1 Acute Lethality ..... VI-6

11 VI.1.2 Non-lethal Toxicity ..... VI-6

12 VI.1.3 Developmental/Reproductive Toxicity ..... VI-6

13 VI.1.4 Genotoxicity ..... VI-6

14 VI.1.5 Carcinogenicity ..... VI-6

15 VI.1.6 Summary ..... VI-6

16

17 VI.2. ANIMAL TOXICITY DATA ..... VI-7

18

19 VI.2.1 Acute Lethality ..... VI-6

20 VI.2.1.1. Rats ..... VI-6

21 VI.2.2 Developmental/Reproductive Toxicity ..... VI-7

22 VI.2.3 Genotoxicity ..... VI-7

23 VI.2.4 Carcinogenicity ..... VI-7

24 VI.2.5 Summary ..... VI-7

25

26

27 VI.3. DATA ANALYSIS AND AEGL-1 ..... VI-7

28 VI.3.1 Human Data Relevant to AEGL-1 ..... VI-7

29 VI.3.2 Animal Data Relevant to AEGL-1 ..... VI-8

30 VI.3.3 Derivation of AEGL-1 ..... VI-8

31

32 VI.4. DATA ANALYSIS AND AEGL-2 ..... VI-8

33 VI.4.1 Human Data Relevant to AEGL-2 ..... VI-8

34 VI.4.2 Animal Data Relevant to AEGL-2 ..... VI-8

35 VI.4.3 Derivation of AEGL-2 ..... VI-8

36

37 VI.5. DATA ANALYSIS AND AEGL-3 ..... VI-8

38 VI.5.1 Human Data Relevant to AEGL-3 ..... VI-8

39 VI.5.2 Animal Data Relevant to AEGL-3 ..... VI-8

40 VI.5.3 Derivation of AEGL-3 ..... VI-9

41

42 VI.6. SUMMARY OF AEGLS ..... VI-9

43 VI.6.1 AEGL Values and Toxicity Endpoints ..... VI-9

44 VI.6.2 Comparison with Other Standards and Guidelines ..... VI-9

45 VI.6.3 Data Quality and Research Needs ..... VI-10

**INTERIM 1: 05/2008**

**Methyl Chloroformate, Ethyl Chloroformate, Propyl Chloroformate, Isopropyl Chloroformate, Allyl Chloroformate, n-Butyl Chloroformate, Isobutyl Chloroformate, sec-Butyl Chloroformate, Ethyl Chlorothioformate, Benzyl Chloroformate, Phenyl Chloroformate, 2-Ethylhexyl Chloroformate**

1  
2 VI.7. REFERENCES ..... VI-11  
3  
4 APPENDIX VI-A: Derivation of Allyl Chloroformate AEGLS ..... VI-A-1  
5  
6 APPENDIX VI-B: Derivation Summary Tables for Allyl Chloroformate AEGLS ..... VI-B-1  
7  
8 APPENDIX VI-C: Category Plot for Allyl Chloroformate ..... VI-C-1  
9  
10 APPENDIX VI-D: Benchmark Concentration Calculation for Allyl Chloroformate ..... VI-D-1  
11



**LIST OF TABLES**

1  
2  
3 Summary of AEGL Values for Allyl Chloroformate ..... VI-5  
4 VI-1. Exposure of Sprague Dawley Rats to Allyl Chloroformate for 1 hour ..... VI-8  
5 VI-2. AEGL-1 Values for Allyl Chloroformate ..... VI-9  
6 VI-3. AEGL-2 Values for Allyl Chloroformate ..... VI-10  
7 VI-4. AEGL-3 Values for Allyl Chloroformate ..... VI-10  
8 VI-5. Summary of AEGL Values for Allyl Chloroformate ..... VI-10  
9  
10

**SUMMARY: ALLYL CHLOROFORMATE**

Data were insufficient for the derivation of AEGL-1 values for allyl chloroformate. Therefore, AEGL-1 values are not recommended for allyl chloroformate.

No acute inhalation data consistent with the definition of AEGL-2 with both concentration and duration information were available. Therefore, the AEGL-2 values for allyl chloroformate were based upon a 3-fold reduction in the AEGL-3 values; this is considered an estimate of a threshold for irreversible effects (NRC, 2001). This approach is justified based on the steep concentration curve with regard to lethality (1-hour rat mortality incidence: 0/10 at 33.7 ppm; 6/10 at 65 ppm; 10/10 at 175.7 ppm; Stillmeadow, 1970).

The calculated 1-hour rat BMCL<sub>05</sub> of 21 ppm (Stillmeadow Inc., 1987) was used for deriving AEGL-3 values. Interspecies and intraspecies uncertainty factors of 3 each were applied because allyl chloroformate is highly reactive and clinical signs are likely caused by a direct chemical effect on the tissues; this type of effect is not expected to vary greatly between species or among individuals. Furthermore, inter- and intraspecies uncertainty factors of 3 each were also applied when AEGL-3 values were calculated for the structural analogs, methyl chloroformate (Section II.5.3), isopropyl chloroformate (Section V.5.3), and n-butyl chloroformate (Section VII.5.3), and these resulting AEGL values were considered protective when compared with chemical-specific, repeated-exposure data for these analogs. Thus, the total uncertainty factor is 10. The concentration-exposure time relationship for many irritant and systemically-acting vapors and gases may be described by  $c^n \times t = k$ , where the exponent, n, ranges from 0.8 to 3.5 (ten Berge et al., 1986). To obtain conservative and protective AEGL values in the absence of an empirically derived chemical-specific scaling exponent, temporal scaling was performed using n=3 when extrapolating to shorter time points (10-minutes and 30-minutes) and n = 1 when extrapolating to longer time points (4-hours and 8-hours).

Summary of AEGL Values For Allyl Chloroformate						
Classification	10-Minute	30-Minute	1-Hour	4-Hour	8-Hour	Endpoint (Reference)
AEGL-1 (Nondisabling)	NR	NR	NR	NR	NR	Insufficient data
AEGL-2 (Disabling)	1.3 ppm (6.4 mg/m <sup>3</sup> )	0.87 ppm (4.3 mg/m <sup>3</sup> )	0.70 ppm (3.4 mg/m <sup>3</sup> )	0.18 ppm (0.88 mg/m <sup>3</sup> )	0.090 ppm (0.44 mg/m <sup>3</sup> )	1/3 the AEGL-3 values (Stillmeadow Inc., 1987)
AEGL-3 (Lethality)	3.8 ppm (19 mg/m <sup>3</sup> )	2.6 ppm (13 mg/m <sup>3</sup> )	2.1 ppm (10 mg/m <sup>3</sup> )	0.53 ppm (2.6 mg/m <sup>3</sup> )	0.26 ppm (1.3 mg/m <sup>3</sup> )	1-hour rat BMCL <sub>05</sub> (Stillmeadow Inc., 1987)

\*NR: Not Recommended. However, absence of a derived AEGL-1 value does not imply that exposure below the AEGL-2 is without adverse effects.

*References*

NRC (National Research Council). 2001. *Standing Operating Procedures for Developing Acute Exposure Guideline Levels for Hazardous Chemicals*. National Academy Press, Washington, DC.

Stillmeadow. 1987. *Rat Acute Inhalation Toxicity: Allyl Chloroformate*. Stillmeadow, Inc. Biological Testing Laboratory. Houston, TX. Project No. 4438-86. Report Submitted to PPG Industries, Inc., Chicago, IL. February 19, 1987. OTS0536028.

**INTERIM 1: 05/2008**

**Methyl Chloroformate, Ethyl Chloroformate, Propyl Chloroformate, Isopropyl Chloroformate, Allyl Chloroformate, n-Butyl Chloroformate, Isobutyl Chloroformate, sec-Butyl Chloroformate, Ethyl Chlorothioformate, Benzyl Chloroformate, Phenyl Chloroformate, 2-Ethylhexyl Chloroformate**

- 1 *ten Berge, W.F., Zwart, A. and Appelman, L.M. 1986. Concentration-time mortality response relationship of irritant and systemically*
- 2 *acting vapours and gases. J. Hazardous Materials 13:301-309.*
- 3

1  
2  
3  
4  
5  
6  
7  
8  
9  
10  
11  
12  
13  
14  
15  
16  
17  
18  
19  
20  
21  
22  
23  
24  
25  
26  
27  
28  
29  
30  
31  
32  
33  
34  
35  
36  
37  
38  
39  
40  
41  
42  
43  
44  
45

**VI.1. HUMAN TOXICITY DATA**

**V.1.1 Acute Lethality**

Information concerning death in humans following inhalation exposure to allyl chloroformate is not available.

**V.1.2 Non-lethal Toxicity**

Information concerning non-lethal toxicity in humans following inhalation exposure to allyl chloroformate is not available.

**V.1.3 Developmental/Reproductive Toxicity**

Developmental/reproductive studies regarding acute human exposure to allyl chloroformate were not available.

**V.1.4 Genotoxicity**

Genotoxicity studies regarding acute human exposure to allyl chloroformate were not available.

**V.1.5 Carcinogenicity**

Carcinogenicity studies regarding human exposure to allyl chloroformate were not available.

**V.1.6 Summary**

No reports regarding lethal toxicity, non-lethal toxicity, developmental/reproductive toxicity, genotoxicity, or carcinogenicity were available.

**VI.2. ANIMAL TOXICITY DATA**

**VI.2.1 Acute Lethality**

**VI.2.1.1. Rats**

Groups of five male and five female Sprague Dawley rats were exposed to 33.7, 65.0, 77.7, 134.5, 175.7, or 233.3 ppm allyl chloroformate for 1 hour, followed by a 14-day observation period (Stillmeadow Inc., 1987). Animals were exposed in a 200 liter stainless steel dynamic flow inhalation chamber. The aerosol was generated by aspirating the allyl chloroformate through a pressure operated spray nozzle. The concentrated aerosol was then diluted with dried, filtered air and drawn into the exposure chamber. Air flow was maintained through the use of a calibrated critical orifice, and air flow was recorded at 30 minute intervals during the exposure period. The concentration of allyl chloroformate in the exposure atmosphere was determined analytically at 30 and 60 minutes via gas chromatography. Clinical signs were noted in all exposure groups and included decreased activity, body tremors, constricted pupils, diarrhea, emaciation, epistaxis, gasping, lacrimation, nasal discharge,

**INTERIM 1: 05/2008**

**Methyl Chloroformate, Ethyl Chloroformate, Propyl Chloroformate, Isopropyl Chloroformate, Allyl Chloroformate, n-Butyl Chloroformate, Isobutyl Chloroformate, sec-Butyl Chloroformate, Ethyl Chlorothioformate, Benzyl Chloroformate, Phenyl Chloroformate, 2-Ethylhexyl Chloroformate**

piloerection, polyuria, ptosis, respiratory gurgle, and salivation. Nine of the ten rats exposed to 33.7 ppm gained weight over the 14 day observation period, and the tenth animal retained a constant weight. All eight of the rats exposed to higher concentrations and surviving the 14-day observation period lost weight. Gross necropsy findings included discoloration of the lungs, pulmonary edema, clear fluid in the thoracic cavity, gas distended gastrointestinal tract, and discoloration of gastrointestinal tract contents. An LC<sub>50</sub> of 65.1 ppm, a BMCL<sub>05</sub> of 21 ppm, and a BMC<sub>01</sub> of 25.7 ppm were calculated. Data are summarized in Table VI-1.

**TABLE VI-1. Exposure of Sprague Dawley Rats to Allyl Chloroformate 1 hour\***

Concentration (ppm)	Mortality- Males	Mortality- Females	Mortality- Combined Males & Females
33.7	0/5	0/5	0/10
65.0	3/5	3/5	6/10
77.7	3/5	4/5	7/10
134.5	5/5	4/5	9/10
175.7	5/5	5/5	10/10
233.3	5/5	5/5	10/10
LC <sub>50</sub>			65.1 ppm
BMCL <sub>05</sub>			21 ppm
BMC <sub>01</sub>			25.7 ppm

\*Stillmeadow Inc., 1987

**VI.2.2 Developmental/Reproductive Toxicity**

No information concerning the developmental/reproductive toxicity of allyl chloroformate was located in the available literature.

**VI.2.3 Genotoxicity**

No information concerning the genotoxicity of allyl chloroformate was located in the available literature.

**VI.2.4 Carcinogenicity**

No information concerning the carcinogenicity of allyl chloroformate was located in the available literature.

**VI.2.5 Summary**

Animal toxicity data are limited to one well-conducted rat lethality study, yielding an LC<sub>50</sub> of 65.1 ppm, a BMCL<sub>05</sub> of 21 ppm, and a BMC<sub>01</sub> of 25.7 ppm and showing clinical signs consistent with severe irritation. No reproductive/developmental toxicity data, genotoxicity data, or carcinogenicity data were located.

**VI.3. DATA ANALYSIS AND AEGL-1**

**VI.3.1 Human Data Relevant to AEGL-1**

No human data consistent with the definition of AEGL-1 were available.

**VI.3.2 Animal Data Relevant to AEGL-1**

No animal data consistent with the definition of AEGL-1 were available.

**VI.3.3 Derivation of AEGL-1**

Data are insufficient for the derivation of AEGL-1 values for allyl chloroformate . Therefore, AEGL-1 values are not recommended (Table VI-2).

TABLE VI-2. AEGL-1 Values for Allyl Chloroformate					
Classification	10-Minute	30-Minute	1-Hour	4-Hour	8-Hour
AEGL-1	NR	NR	NR	NR	NR

NR: Not Recommended. However, absence of a derived AEGL-1 value does not imply that exposure below the AEGL-2 is without adverse effects.

**VI.4. DATA ANALYSIS AND AEGL-2**

**VI.4.1 Human Data Relevant to AEGL-2**

No human data consistent with the definition of AEGL-2 were available.

**VI.4.2 Animal Data Relevant to AEGL-2**

No animal data consistent with the definition of AEGL-2 were available.

**VI.4.3 Derivation of AEGL-2**

No acute inhalation data consistent with the definition of AEGL-2 were available. Therefore, the AEGL-2 values for allyl chloroformate will be based upon a 3-fold reduction in the AEGL-3 values; this is considered an estimate of a threshold for irreversible effects (NRC, 2001). This approach is justified based on the steep concentration curve with regard to lethality (1-hour rat mortality incidence: 0/10 at 33.7 ppm; 6/10 at 65 ppm; 10/10 at 175.7 ppm; Stillmeadow Inc., 1987). The AEGL-2 values for allyl chloroformate are presented in Table VI-3, and the calculations for these AEGL-2 values are presented in Appendix VI-A.

1  
2  
3  
4  
5  
6  
7  
8  
9  
10  
11  
12  
13  
14  
15  
16  
17  
18  
19  
20  
21  
22  
23  
24  
25  
26  
27  
28  
29  
30  
31  
32  
33  
34  
35  
36  
37  
38  
39  
40  
41  
42  
43

TABLE VI-3. AEGL-2 Values for Allyl Chloroformate					
Classification	10-Minute	30-Minute	1-Hour	4-Hour	8-Hour
AEGL-2	1.3 ppm (6.4 mg/m <sup>3</sup> )	0.87 ppm (4.3 mg/m <sup>3</sup> )	0.70 ppm (3.4 mg/m <sup>3</sup> )	0.18 ppm (0.88 mg/m <sup>3</sup> )	0.090 ppm (0.44 mg/m <sup>3</sup> )

**VI.5. DATA ANALYSIS AND AEGL-3**

**VI.5.1 Human Data Relevant to AEGL-3**

No human data consistent with the definition of AEGL-3 were available.

**VI.5.2 Animal Data Relevant to AEGL-3**

A 1-hour rat LC<sub>50</sub> of 65.1 ppm and a BMCL<sub>05</sub> of 21 ppm were calculated (Stillmeadow Inc., 1987).

**VI.5.3 Derivation of AEGL-3**

The calculated 1-hour rat BMCL<sub>05</sub> of 21 ppm (Stillmeadow Inc., 1987) will be used for deriving AEGL-3 values. Interspecies and intraspecies uncertainty factors of 3 each will be applied because allyl chloroformate is highly reactive and clinical signs are likely caused by a direct chemical effect on the tissues; this type of effect is not expected to vary greatly between species or among individuals. Furthermore, inter- and intraspecies uncertainty factors of 3 each were also applied when AEGL-3 values were calculated for the structural analogs, methyl chloroformate (Section II.5.3), isopropyl chloroformate (Section V.5.3), and n-butyl chloroformate (Section VII.5.3), and these resulting AEGL values were considered protective when compared with chemical-specific, repeated-exposure data for these analogs. Thus, the total uncertainty factor is 10. The concentration-exposure time relationship for many irritant and systemically-acting vapors and gases may be described by  $c^n \times t = k$ , where the exponent, n, ranges from 0.8 to 3.5 (ten Berge et al., 1986). To obtain conservative and protective AEGL values in the absence of an empirically derived chemical-specific scaling exponent, temporal scaling was performed using n=3 when extrapolating to shorter time points (10-minutes and 30-minutes) and n = 1 when extrapolating to longer time points (4-hours and 8-hours). The AEGL-3 values for allyl chloroformate are presented in Table VI-4, and the calculations for these AEGL-3 values are presented in Appendix VI-A.

TABLE VI-4. AEGL-3 Values for Allyl Chloroformate					
Classification	10-Minute	30-Minute	1-Hour	4-Hour	8-Hour
AEGL-3	3.8 ppm (19 mg/m <sup>3</sup> )	2.6 ppm (13 mg/m <sup>3</sup> )	2.1 ppm (10 mg/m <sup>3</sup> )	0.53 ppm (2.6 mg/m <sup>3</sup> )	0.26 ppm (1.3 mg/m <sup>3</sup> )

**VI.6. SUMMARY OF AEGLS**

1 **VI.6.1 AEGL Values and Toxicity Endpoints**

2  
 3 Chemical-specific data were insufficient for derivation of AEGL-1 values for allyl chloroformate.  
 4 AEGL-1 values are not recommended, and AEGL-2 values were based on a three-fold reduction of  
 5 AEGL-3 values. AEGL-3 values were based on the BMCL<sub>05</sub> from a 1-hour rat study.  
 6

7 **TABLE VI-5. Summary of AEGL Values for Allyl Chloroformate**

8 <b>Classification</b>	<b>10-minute</b>	<b>30-minute</b>	<b>1-hour</b>	<b>4-hour</b>	<b>8-hour</b>
9 AEGL-1 (Nondisabling)	NR	NR	NR	NR	NR
11 AEGL-2 (Disabling)	1.3 ppm (6.4 mg/m <sup>3</sup> )	0.87 ppm (4.3 mg/m <sup>3</sup> )	0.70 ppm (3.4 mg/m <sup>3</sup> )	0.18 ppm (0.88 mg/m <sup>3</sup> )	0.090 ppm (0.44 mg/m <sup>3</sup> )
13 AEGL-3 (Lethal)	3.8 ppm (19 mg/m <sup>3</sup> )	2.6 ppm (13 mg/m <sup>3</sup> )	2.1 ppm (10 mg/m <sup>3</sup> )	0.53 ppm (2.6 mg/m <sup>3</sup> )	0.26 ppm (1.3 mg/m <sup>3</sup> )

15 NR: Not Recommended. However, absence of a derived AEGL-1 value does not imply that exposure below the AEGL-2  
 16 is without adverse effects.  
 17

18 **VI.6.2. Comparison with Other Standards and Guidelines**

19  
 20 No other extant values were located for allyl chloroformate.  
 21  
 22

23 **VI.6.3 Data Quality and Research Needs**

24  
 25 Data are very sparse. Data were insufficient to derive AEGL-1 values for allyl chloroformate.  
 26 AEGL-2 values were obtained by reducing the AEGL-3 values three-fold. AEGL-3 values were  
 27 based on a calculated BMCL<sub>05</sub> from a well-conducted rat study.



**INTERIM 1: 05/2008**

**Methyl Chloroformate, Ethyl Chloroformate, Propyl Chloroformate, Isopropyl Chloroformate, Allyl Chloroformate, n-Butyl Chloroformate, Isobutyl Chloroformate, sec-Butyl Chloroformate, Ethyl Chlorothioformate, Benzyl Chloroformate, Phenyl Chloroformate, 2-Ethylhexyl Chloroformate**

**VI.7. REFERENCES**

NRC (National Research Council). 2001. Standing Operating Procedures for Developing Acute Exposure Guideline Levels for Hazardous Chemicals. National Academy Press, Washington, DC.

Stillmeadow Inc. 1987. Rat Acute Inhalation Toxicity: Allyl Chloroformate. Stillmeadow, Inc. Biological Testing Laboratory. Houston, TX. Project No. 4438-86. Report Submitted to PPG Industries, Inc., Chicago, IL. February 19, 1987. OTS0536028.

ten Berge, W.F., Zwart, A. and Appelman, L.M. 1986. Concentration-time mortality response relationship of irritant and systemically acting vapours and gases. J. Hazardous Materials 13:301-309.

**INTERIM 1: 05/2008**

**Methyl Chloroformate, Ethyl Chloroformate, Propyl Chloroformate, Isopropyl Chloroformate, Allyl Chloroformate, n-Butyl Chloroformate, Isobutyl Chloroformate, sec-Butyl Chloroformate, Ethyl Chlorothioformate, Benzyl Chloroformate, Phenyl Chloroformate, 2-Ethylhexyl Chloroformate**

1  
2  
3

**APPENDIX VI-A:**

**DERIVATION OF AEGL VALUES FOR ALLYL CHLOROFORMATE**

INTERIM 1: 05/2008

Methyl Chloroformate, Ethyl Chloroformate, Propyl Chloroformate, Isopropyl Chloroformate, Allyl Chloroformate, n-Butyl Chloroformate, Isobutyl Chloroformate, sec-Butyl Chloroformate, Ethyl Chlorothioformate, Benzyl Chloroformate, Phenyl Chloroformate, 2-Ethylhexyl Chloroformate

1  
2  
3  
4  
5

**DERIVATION OF AEGL-1 VALUES FOR ALLYL CHLOROFORMATE**

AEGL-1 values for allyl chloroformate are not recommended.

**INTERIM 1: 05/2008**

**Methyl Chloroformate, Ethyl Chloroformate, Propyl Chloroformate, Isopropyl Chloroformate, Allyl Chloroformate, n-Butyl Chloroformate, Isobutyl Chloroformate, sec-Butyl Chloroformate, Ethyl Chlorothioformate, Benzyl Chloroformate, Phenyl Chloroformate, 2-Ethylhexyl Chloroformate**

1  
2  
3 **Derivation of AEGL-2 Values for Allyl Chloroformate**  
4  
5

6 Key study: Stillmeadow Inc., 1987  
7

8 Toxicity Endpoint: 1/3 of the AEGL-3 values  
9

10  
11  
12  
13

14 <u>10-min AEGL-2:</u>	$3.8 \text{ ppm} \div 3 = 1.3 \text{ ppm}$
15	
16 <u>30-min AEGL-2:</u>	$2.6 \text{ ppm} \div 3 = 0.87 \text{ ppm}$
17	
18 <u>1-hr AEGL-2:</u>	$2.1 \text{ ppm} \div 3 = 0.70 \text{ ppm}$
19	
20 <u>4-hr AEGL-2:</u>	$0.53 \text{ ppm} \div 3 = 0.18 \text{ ppm}$
21	
22 <u>8-hr AEGL-2:</u>	$0.26 \text{ ppm} \div 3 = 0.090 \text{ ppm}$

1  
2  
3 **DERIVATION OF AEGL-3 VALUES FOR ALLYL CHLOROFORMATE**  
4

5 Key study: Stillmeadow Inc., 1987

6  
7 Toxicity Endpoint: 1-hour rat BMCL<sub>05</sub> (21 ppm)  
8  
9

10 Scaling: 10-minutes and 30-minutes

11  $C^3 \times t = k$

12  $(21 \text{ ppm})^3 \times 1 \text{ hr} = 9261 \text{ ppm}^3\text{hr}$   
13

14 4-hours and 8-hours

15  $C^1 \times t = k$

16  $(21 \text{ ppm})^1 \times 1 \text{ hr} = 21 \text{ ppm}^1\text{hr}$   
17

18 Uncertainty Factors:

19 3 for interspecies variability

20 3 for intraspecies variability  
21

22 10-min AEGL-3:

23  $C^3 \times 0.167 \text{ hr} = 9261 \text{ ppm}^3\text{hr}$

24  $C^3 = 55455 \text{ ppm}$

25  $C = 38 \text{ ppm}$

26  $10\text{-min AEGL-3} = 38/10 = 3.8 \text{ ppm}$   
27

28 30-min AEGL-3

29  $C^3 \times 0.5 \text{ hr} = 9261 \text{ ppm}^3\text{hr}$

30  $C^3 = 18522 \text{ ppm}$

31  $C = 26.4 \text{ ppm}$

32  $30\text{-min AEGL-3} = 26.4/10 = 2.6 \text{ ppm}$   
33

34 1-hr AEGL-3

35  $1\text{-hr AEGL-3} = 21/10 = 2.1 \text{ ppm}$   
36

37 4-hr AEGL-3

38  $C^1 \times 4 \text{ hr} = 21 \text{ ppm}^1\text{hr}$

39  $C^1 = 5.25 \text{ ppm}$

40  $C = 5.25 \text{ ppm}$

41  $4\text{-hr AEGL-3} = 5.25/10 = 0.53 \text{ ppm}$   
42

43 8-hr AEGL-3

44  $C^1 \times 8 \text{ hr} = 21 \text{ ppm}^1\text{hr}$

45  $C^1 = 2.63 \text{ ppm}$

**INTERIM 1: 05/2008**

**Methyl Chloroformate, Ethyl Chloroformate, Propyl Chloroformate, Isopropyl Chloroformate, Allyl Chloroformate, n-Butyl Chloroformate, Isobutyl Chloroformate, sec-Butyl Chloroformate, Ethyl Chlorothioformate, Benzyl Chloroformate, Phenyl Chloroformate, 2-Ethylhexyl Chloroformate**

- 1 C = 2.63 ppm
- 2 8-hr AEGL-3 =  $2.63/10 = 0.26$  ppm
- 3
- 4

1  
2  
3  
4

**APPENDIX VI-B:**

**Derivation Summary for Allyl Chloroformate AEGLS**

**INTERIM 1: 05/2008**

**Methyl Chloroformate, Ethyl Chloroformate, Propyl Chloroformate, Isopropyl Chloroformate, Allyl Chloroformate, n-Butyl Chloroformate, Isobutyl Chloroformate, sec-Butyl Chloroformate, Ethyl Chlorothioformate, Benzyl Chloroformate, Phenyl Chloroformate, 2-Ethylhexyl Chloroformate**

1  
2  
3  
4  
5  
6  
7  
8  
9  
10  
11  
12  
13  
14  
15  
16  
17

<b>AEGL-1 VALUES FOR ALLYL CHLOROFORMATE</b>				
<b>10 minutes</b>	<b>30 minutes</b>	<b>1 hour</b>	<b>4 hour</b>	<b>8 hour</b>
<b>NR</b>	<b>NR</b>	<b>NR</b>	<b>NR</b>	<b>NR</b>
Key Reference: Chemical-specific data were insufficient for deriving AEGL-1 values.				
Test Species/Strain/Number:				
Exposure Route/Concentrations/Durations:				
Effects:				
Endpoint/Concentration/Rationale:				
Uncertainty Factors/Rationale:				
Modifying Factor:				
Animal to Human Dosimetric Adjustment:				
Time Scaling:				
Data Quality and Research Needs: No chemical-specific data were available for derivation of AEGL-1 values for allyl chloroformate.				



**INTERIM 1: 05/2008**

**Methyl Chloroformate, Ethyl Chloroformate, Propyl Chloroformate, Isopropyl Chloroformate, Allyl Chloroformate, n-Butyl Chloroformate, Isobutyl Chloroformate, sec-Butyl Chloroformate, Ethyl Chlorothioformate, Benzyl Chloroformate, Phenyl Chloroformate, 2-Ethylhexyl Chloroformate**

1  
2  
3  
4  
5  
6  
7  
8  
9  
10  
11  
12  
13  
14  
15  
16  
17  
18  
19  
20  
21

<b>AEGL-2 VALUES FOR ALLYL CHLOROFORMATE</b>				
<b>10-Minute</b>	<b>30-Minute</b>	<b>1-Hour</b>	<b>4-Hour</b>	<b>8-Hour</b>
<b>1.3 ppm</b>	<b>0.87 ppm</b>	<b>0.70 ppm</b>	<b>0.18 ppm</b>	<b>0.090 ppm</b>
Key Reference: Stillmeadow Inc. 1987. Rat Acute Inhalation Toxicity: Allyl Chloroformate. Stillmeadow, Inc. Biological Testing Laboratory. Houston, TX. Project No. 4438-86. Report Submitted to PPG Industries, Inc., Chicago, IL. February 19, 1987. OTS0536028.				
Test Species/Strain/Number: See AEGL-3 Derivation summary table				
Exposure Route/Concentrations/Durations: See AEGL-3 Derivation summary table				
Effects: See AEGL-3 Derivation summary table				
Endpoint/Concentration/Rationale: 3-fold reduction of AEGL-3 values. Considered threshold for the inability to escape. This approach is justified based on the steep concentration curve with regard to lethality (1-hour rat mortality incidence: 0/10 at 33.7 ppm; 6/10 at 65 ppm; 10/10 at 175.7 ppm; Stillmeadow Inc., 1970).				
Uncertainty Factors/Rationale: See AEGL-3 Derivation summary table				
Modifying Factor: NA				
Animal to Human Dosimetric Adjustment: NA				
Time Scaling: See AEGL-3 Derivation summary table				
Data quality and research needs: See AEGL-3 Derivation summary table.				

**INTERIM 1: 05/2008**

**Methyl Chloroformate, Ethyl Chloroformate, Propyl Chloroformate, Isopropyl Chloroformate, Allyl Chloroformate, n-Butyl Chloroformate, Isobutyl Chloroformate, sec-Butyl Chloroformate, Ethyl Chlorothioformate, Benzyl Chloroformate, Phenyl Chloroformate, 2-Ethylhexyl Chloroformate**

1  
2  
3  
4  
5  
6  
7  
8  
9  
10  
11  
12  
13  
14  
15  
16  
17  
18  
19  
20  
21  
22  
23  
24  
25  
26  
27  
28  
29  
30

<b>AEGL-3 VALUES FOR ALLYL CHLOROFORMATE</b>				
<b>10-Minute</b>	<b>30-Minute</b>	<b>1-Hour</b>	<b>4-Hour</b>	<b>8-Hour</b>
<b>3.8 ppm</b>	<b>2.6 ppm</b>	<b>2.1 ppm</b>	<b>0.53 ppm</b>	<b>0.26 ppm</b>
Key Reference: Stillmeadow Inc. 1987. Rat Acute Inhalation Toxicity: Allyl Chloroformate. Stillmeadow, Inc. Biological Testing Laboratory. Houston, TX. Project No. 4438-86. Report Submitted to PPG Industries, Inc., Chicago, IL. February 19, 1987. OTS0536028.				
Test Species/Strain/Sex/Number: Sprague Dawley rats/ 5/sex/group				
Exposure Route/Concentrations/Durations: Rats/Inhalation/1 hour (Calculated BMCL <sub>05</sub> of 21 ppm was the point-of-departure for AEGL-3)				
Endpoint/Concentration/Rationale: BMCL <sub>05</sub> in rats after a 1 hr-exposure/ 21 ppm/Estimated threshold for death for 1 hour exposure in rats				
Effects: LC <sub>50</sub> =65.1 ppm; BMC <sub>01</sub> = 25.7 ppm; BMCL <sub>05</sub> = 21 ppm				
Uncertainty Factors/Rationale: Interspecies = 3: Intraspecies = 3: Allyl chloroformate is highly reactive and clinical signs are likely caused by a direct chemical effect on the tissues; this type of effect is not expected to vary greatly between species or among individuals. Furthermore, inter- and intraspecies uncertainty factors of 3 each were also applied when AEGL-3 values were calculated for the structural analogs, methyl chloroformate (Section II.5.3), isopropyl chloroformate (Section V.5.3), and n-butyl chloroformate (Section VII.5.3), and these resulting AEGL values were considered protective when compared with chemical-specific, repeated-exposure data for these analogs.				
Modifying Factor: NA				
Animal to Human Dosimetric Adjustment: Insufficient data				
Time Scaling: $c^n \times t = k$ , where n=3 when extrapolating to shorter time points (10-minutes and 30-minutes) and n = 1 when extrapolating to longer time points (4-hours and 8-hours).				
Data Quality and Research Needs: Sparse data set.				

**INTERIM 1: 05/2008**

**Methyl Chloroformate, Ethyl Chloroformate, Propyl Chloroformate, Isopropyl Chloroformate, Allyl Chloroformate, n-Butyl Chloroformate, Isobutyl Chloroformate, sec-Butyl Chloroformate, Ethyl Chlorothioformate, Benzyl Chloroformate, Phenyl Chloroformate, 2-Ethylhexyl Chloroformate**

1  
2  
3  
4  
5

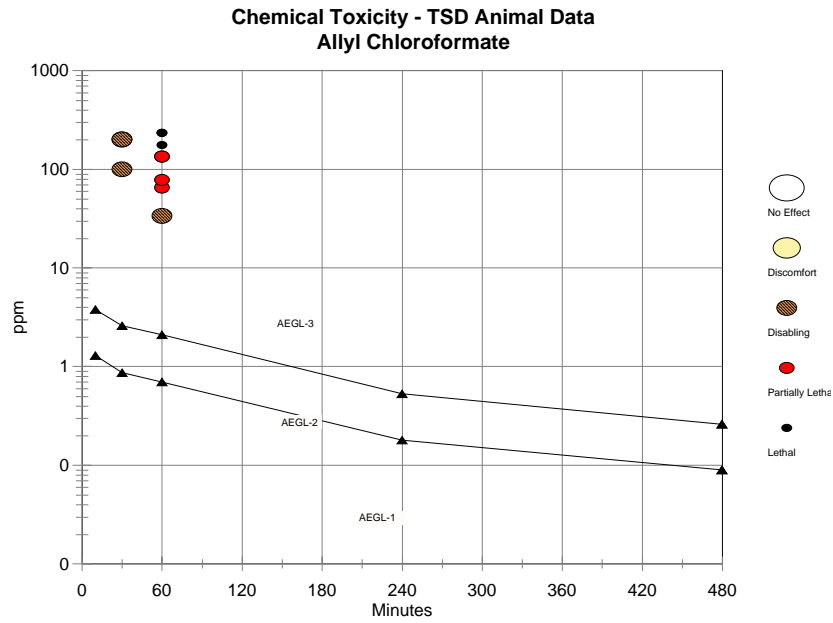
**APPENDIX VI-C:**

**Category Plot for Allyl Chloroformate**

**INTERIM 1: 05/2008**

**Methyl Chloroformate, Ethyl Chloroformate, Propyl Chloroformate, Isopropyl Chloroformate, Allyl Chloroformate, n-Butyl Chloroformate, Isobutyl Chloroformate, sec-Butyl Chloroformate, Ethyl Chloroformate, Benzyl Chloroformate, Phenyl Chloroformate, 2-Ethylhexyl Chloroformate**

1  
2  
3  
4  
5  
6  
7  
8  
9  
10  
11  
12  
13  
14  
15  
16  
17  
18  
19  
20  
21  
22  
23  
24  
25



**INTERIM 1: 05/2008**

**Methyl Chloroformate, Ethyl Chloroformate, Propyl Chloroformate, Isopropyl Chloroformate, Allyl Chloroformate, n-Butyl Chloroformate, Isobutyl Chloroformate, sec-Butyl Chloroformate, Ethyl Chlorothioformate, Benzyl Chloroformate, Phenyl Chloroformate, 2-Ethylhexyl Chloroformate**

1  
2  
3

**APPENDIX VI-D:**

**Benchmark Concentration Calculation for Allyl Chloroformate**

**INTERIM 1: 05/2008**

**Methyl Chloroformate, Ethyl Chloroformate, Propyl Chloroformate, Isopropyl Chloroformate, Allyl Chloroformate, n-Butyl Chloroformate, Isobutyl Chloroformate, sec-Butyl Chloroformate, Ethyl Chlorothioformate, Benzyl Chloroformate, Phenyl Chloroformate, 2-Ethylhexyl Chloroformate**

1 BMDS MODEL RUN  
2 ~~~~~  
3 The form of the probability function is:  
4  $P[\text{response}] = \text{Background}$   
5  $+ (1 - \text{Background}) * \text{CumNorm}(\text{Intercept} + \text{Slope} * \text{Log}(\text{Dose}))$ ,  
6 where  $\text{CumNorm}(\cdot)$  is the cumulative normal distribution function  
7  
8 Dependent variable = Mean  
9 Independent variable = Dose  
10 Slope parameter is not restricted  
11  
12 Total number of observations = 6  
13 Total number of records with missing values = 0  
14 Maximum number of iterations = 250  
15 Relative Function Convergence has been set to: 1e-008  
16 Parameter Convergence has been set to: 1e-008  
17 User has chosen the log transformed model  
18 Default Initial (and Specified) Parameter Values  
19 background = 0  
20 intercept = -7.2918  
21 slope = 1.72308  
22  
23 Asymptotic Correlation Matrix of Parameter Estimates  
24 ( \*\*\* The model parameter(s) -background  
25 have been estimated at a boundary point, or have been specified by the user,  
26 and do not appear in the correlation matrix )  
27 intercept slope  
28 intercept 1 -1  
29 slope -1 1  
30  
31 Parameter Estimates  
32  
33 Variable Estimate Std. Err.  
34 background 0 NA  
35 intercept -10.3866 2.68182  
36 slope 2.48392 0.621724  
37  
38 NA - Indicates that this parameter has hit a bound  
39 implied by some inequality constraint and thus  
40 has no standard error.  
41  
42 Analysis of Deviance Table  
43  
44 Model Log(likelihood) Deviance Test DF P-value  
45 Full model -16.0896  
46 Fitted model -17.3239 2.46858 4 0.6503  
47 Reduced model -36.6519 41.1245 5 <.0001  
48  
49 AIC: 38.6478  
50 Goodness of Fit  
51 Scaled  
52 Dose Est.\_Prob. Expected Observed Size Residual  
53 -----  
54 33.7000 0.0495 0.495 0 10 -0.7219

**INTERIM 1: 05/2008**

**Methyl Chloroformate, Ethyl Chloroformate, Propyl Chloroformate, Isopropyl Chloroformate, Allyl Chloroformate, n-Butyl Chloroformate, Isobutyl Chloroformate, sec-Butyl Chloroformate, Ethyl Chlorothioformate, Benzyl Chloroformate, Phenyl Chloroformate, 2-Ethylhexyl Chloroformate**

1	65.0000	0.4929	4.929	6	10	0.6774
2	77.7000	0.6648	6.648	7	10	0.236
3	134.5000	0.9632	9.632	9	10	-1.06
4	175.7000	0.9929	9.929	10	10	0.2674
5	233.3000	0.9992	9.992	10	10	0.08938

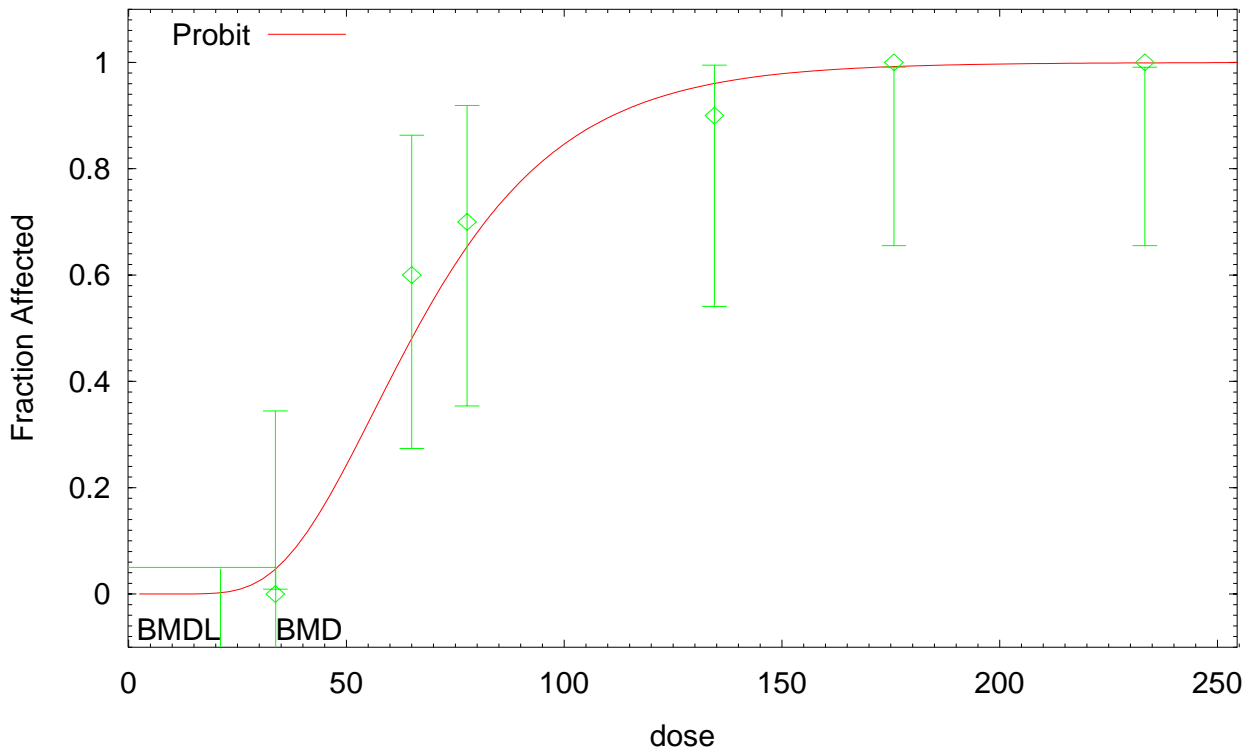
Chi-square = 2.24 DF = 4 P-value = 0.6919

**Benchmark Dose Computation**

Specified effect = 0.05  
Risk Type = Extra risk  
Confidence level = 0.95

BMD = 33.7621  
BMDL = 21.098

**Probit Model with 0.95 Confidence Level**



12:56 09/27 2006

**INTERIM 1: 05/2008**

**Methyl Chloroformate, Ethyl Chloroformate, Propyl Chloroformate, Isopropyl Chloroformate, Allyl Chloroformate, n-Butyl Chloroformate, Isobutyl Chloroformate, sec-Butyl Chloroformate, Ethyl Chlorothioformate, Benzyl Chloroformate, Phenyl Chloroformate, 2-Ethylhexyl Chloroformate**

1  
2  
3  
4

**CHAPTER VII:**

**n-BUTYL CHLOROFORMATE, ISOBUTYL CHLOROFORMATE, and sec-BUTYL  
CHLOROFORMATE**



**TABLE OF CONTENTS: CHAPTER VII:**

**n-BUTYL CHLOROFORMATE, ISOBUTYL CHLOROFORMATE, and sec-BUTYL CHLOROFORMATE**

1  
2  
3  
4  
5  
6 LIST OF TABLES ..... VII-4  
7  
8 SUMMARY ..... VII-5  
9  
10 VII.1. HUMAN TOXICITY DATA ..... VII-7  
11 VII.1.1 Acute Lethality ..... VII-7  
12 VII.1.2 Non-lethal Toxicity ..... VII-7  
13 VII.1.3 Developmental/Reproductive Toxicity ..... VII-7  
14 VII.1.4 Genotoxicity ..... VII-7  
15 VII.1.5 Carcinogenicity ..... VII-7  
16 VII.1.6 Summary ..... VII-7  
17  
18 VII.2. ANIMAL TOXICITY DATA ..... VII-7  
19 VII.2.1 Acute Lethality ..... VII-7  
20 VII.2.2 Non-lethal Toxicity ..... VII-8  
21 VII.2.3 Developmental/Reproductive Toxicity ..... VII-9  
22 VII.2.4 Genotoxicity ..... VII-9  
23 VII.2.5 Carcinogenicity ..... VII-10  
24 VII.2.6 Summary ..... VII-10  
25  
26  
27 VII.3. DATA ANALYSIS AND AEGL-1 ..... VII-10  
28 VII.3.1 Human Data Relevant to AEGL-1 ..... VII-10  
29 VII.3.2 Animal Data Relevant to AEGL-1 ..... VII-10  
30 VII.3.3 Derivation of AEGL-1 ..... VII-10  
31  
32 VII.4. DATA ANALYSIS AND AEGL-2 ..... VII-10  
33 VII.4.1 Human Data Relevant to AEGL-2 ..... VII-10  
34 VII.4.2 Animal Data Relevant to AEGL-2 ..... VII-10  
35 VII.4.3 Derivation of AEGL-2 ..... VII-10  
36  
37 VII.5. DATA ANALYSIS AND AEGL-3 ..... VII-11  
38 VII.5.1 Human Data Relevant to AEGL-3 ..... VII-11  
39 VII.5.2 Animal Data Relevant to AEGL-3 ..... VII-11  
40 VII.5.3 Derivation of AEGL-3 ..... VII-11  
41  
42 VII.6. SUMMARY OF AEGLS ..... VII-12  
43 VII.6.1 AEGL Values and Toxicity Endpoints ..... VII-12  
44 VII.6.2 Comparison with Other Standards and Guidelines ..... VII-13  
45 VII.6.3 Data Quality and Research Needs ..... VII-14  
46

**INTERIM 1: 05/2008**

**Methyl Chloroformate, Ethyl Chloroformate, Propyl Chloroformate, Isopropyl Chloroformate, Allyl Chloroformate, n-Butyl Chloroformate, Isobutyl Chloroformate, sec-Butyl Chloroformate, Ethyl Chlorothioformate, Benzyl Chloroformate, Phenyl Chloroformate, 2-Ethylhexyl Chloroformate**

1 VII.7. REFERENCES ..... VII-14  
2  
3  
4 APPENDIX VII-A: Derivation of AEGL Values for n-butyl Chloroformate, Isobutyl  
5 Chloroformate, and sec-Butyl Chloroformate ..... VII-A-1  
6  
7 APPENDIX VII-B: Derivation Summary Tables for n-butyl Chloroformate,  
8 Isobutyl Chloroformate, and sec-Butyl Chloroformate AEGLs ..... VII-B-1  
9  
10 APPENDIX VII-C: Category Plot for n-butyl Chloroformate, Isobutyl Chloroformate, and sec-Butyl  
11 Chloroformate ..... VII-C-1  
12  
13

**LIST OF TABLES**

1  
2  
3 Summary of AEGL Values for n-butyl Chloroformate ..... VII-5  
4  
5 Summary of AEGL Values for Isobutyl Chloroformate and sec-Butyl Chloroformate ..... VII-6  
6  
7 Table VII-1: Exposure of Male Swiss-Webster Mice to Isobutyl Chloroformate for 30 minutes . VII-9  
8  
9 Table VII-2: Exposure of Male Swiss-Webster Mice to sec-Butyl Chloroformate for 30 minutes VII-9  
10  
11 Table VII-3: AEGL-1 Values for n-butyl Chloroformate, Isobutyl Chloroformate and sec-butyl  
12 Chloroformate ..... VII-10  
13  
14 Table VII-4: AEGL-2 Values for n-butyl Chloroformate ..... VII-11  
15  
16 Table VII-5: AEGL-2 Values for Isobutyl Chloroformate and sec-butyl Chloroformate ..... VII-11  
17  
18 Table VII-6: AEGL-3 Values for n-butyl Chloroformate ..... VII-12  
19  
20 Table VII-7: AEGL-3 Values for Isobutyl Chloroformate and sec-butyl Chloroformate ..... VII-12  
21  
22 Table VII-8: Summary of AEGL Values for n-butyl Chloroformate ..... VII-13  
23  
24 Table VII-9: Summary of AEGL Values for Isobutyl Chloroformate & sec-butyl Chloroformate VII-13

**SUMMARY:**  
**n-BUTYL CHLOROFORMATE, ISOBUTYL CHLOROFORMATE, and sec-BUTYL CHLOROFORMATE**

Data were insufficient for the derivation of AEGL-1 values for n-butyl chloroformate. Therefore, AEGL-1 values are not recommended for n-butyl chloroformate.

No acute inhalation data consistent with the definition of AEGL-2 with both concentration and duration parameters were available. Therefore, the AEGL-2 values for n-butyl chloroformate were based upon a 3-fold reduction in the AEGL-3 values; this is considered an estimate of a threshold for irreversible effects (NRC, 2001). The resulting values are considered protective because rats showed no effects when exposed to 1.8 ppm n-butyl chloroformate for 6 hours/day, 5 days/week for 4 weeks (HRC 1990), and when exposed to 2.9 ppm 6 hours/day for 5 days (HRC 1990).

One-third of the concentration where 4/10 rats died after a 1-hr exposure to n-butyl chloroformate (200 ppm x 1/3 = 66.7 ppm) (BASF, 1970) was used as the point-of-departure for n-butyl chloroformate AEGL-3 values. This concentration is considered an estimated threshold for lethality. Interspecies and intraspecies uncertainty factors of 3 each were applied because n-butyl chloroformate is highly reactive and clinical signs are likely caused by a direct chemical effect on the tissues; this type of effect is not expected to vary greatly between species or among individuals. Thus, the total uncertainty factor was 10. The concentration-exposure time relationship for many irritant and systemically-acting vapors and gases may be described by  $c^n \times t = k$ , where the exponent, n, ranges from 0.8 to 3.5 (ten Berge et al., 1986). To obtain conservative and protective AEGL values in the absence of an empirically derived chemical-specific scaling exponent, temporal scaling was performed using n=3 when extrapolating to shorter time points (10-minutes and 30-minutes) and n = 1 when extrapolating to longer time points (4-hours and 8-hours). The resulting values are considered protective because no rats died when exposed to 5.1 ppm n-butyl chloroformate for 6 hours/day, 5 days/week for 4 weeks (HRC 1990), and when exposed to 28.4 ppm 6 hours/day for 5 days (HRC 1990).

Summary of AEGL Values for n-Butyl Chloroformate						
Classification	10-Minute	30-Minute	1-Hour	4-Hour	8-Hour	Endpoint (Reference)
AEGL-1 (Nondisabling)	NR	NR	NR	NR	NR	Insufficient data
AEGL-2 (Disabling)	4.0 ppm (22 mg/m <sup>3</sup> )	2.8 ppm (33 mg/m <sup>3</sup> )	2.2 ppm (27 mg/m <sup>3</sup> )	0.57 ppm (6.7 mg/m <sup>3</sup> )	0.28 ppm (3.3 mg/m <sup>3</sup> )	1/3 AEGL-3 values
AEGL-3 (Lethality)	12 ppm (68 mg/m <sup>3</sup> )	8.4 ppm (100 mg/m <sup>3</sup> )	6.7 ppm (80 mg/m <sup>3</sup> )	1.7 ppm (20 mg/m <sup>3</sup> )	0.83 ppm (10 mg/m <sup>3</sup> )	Estimated 1-hr lethality threshold in rats (BASF, 1970)

NR: Not Recommended. However, absence of a derived AEGL-1 value does not imply that exposure below the AEGL-2 is without adverse effects.

Chemical-specific data were insufficient for the derivation of AEGL-1, AEGL-2, or AEGL-3 values for isobutyl chloroformate and sec-butyl chloroformate. However, isobutyl chloroformate and n-Butyl, Isobutyl, sec-Butyl Chloroformates

**INTERIM 1: 05/2008**

**Methyl Chloroformate, Ethyl Chloroformate, Propyl Chloroformate, Isopropyl Chloroformate, Allyl Chloroformate, n-Butyl Chloroformate, Isobutyl Chloroformate, sec-Butyl Chloroformate, Ethyl Chlorothioformate, Benzyl Chloroformate, Phenyl Chloroformate, 2-Ethylhexyl Chloroformate**

1 sec-butyl chloroformate are structural analogs of n-butyl chloroformate and mouse RD<sub>50</sub> data suggest  
2 that isobutyl chloroformate and sec-butyl chloroformate are of similar toxicity (Carpenter, 1982) (male  
3 Swiss-Webster mouse RD<sub>50</sub> values are 97 ppm for isobutyl chloroformate and 117 ppm for sec-butyl  
4 chloroformate). Thus, the AEGL-1, AEGL-2, and AEGL-3 values for n-butyl chloroformate were  
5 adopted as surrogates for isobutyl chloroformate and sec-butyl chloroformate.

6  
7

Summary of AEGL Values for Isobutyl Chloroformate and sec-Butyl Chloroformate						
Classification	10-Minute	30-Minute	1-Hour	4-Hour	8-Hour	Endpoint (Reference)
AEGL-1 (Nondisabling)	NR	NR	NR	NR	NR	By analogy to n-butyl chloroformate
AEGL-2 (Disabling)	4.0 ppm (22 mg/m <sup>3</sup> )	2.8 ppm (33 mg/m <sup>3</sup> )	2.2 ppm (27 mg/m <sup>3</sup> )	0.57 ppm (6.7 mg/m <sup>3</sup> )	0.28 ppm (3.3 mg/m <sup>3</sup> )	By analogy to n-butyl chloroformate
AEGL-3 (Lethality)	12 ppm (68 mg/m <sup>3</sup> )	8.4 ppm (100 mg/m <sup>3</sup> )	6.7 ppm (80 mg/m <sup>3</sup> )	1.7 ppm (20 mg/m <sup>3</sup> )	0.83 ppm (10 mg/m <sup>3</sup> )	By analogy to n-butyl chloroformate

8  
9  
10  
11  
12  
13  
14  
15  
16  
17

1  
2  
3  
4  
5  
6  
7  
8  
9  
10  
11  
12  
13  
14  
15  
16  
17  
18  
19  
20  
21  
22  
23  
24  
25  
26  
27  
28  
29  
30  
31  
32  
33  
34  
35  
36  
37  
38  
39  
40  
41  
42  
43  
44  
45  
46

**VII.1. HUMAN TOXICITY DATA**

**VII.1.1 Acute Lethality**

Information concerning death in humans following inhalation exposure to n-butyl chloroformate, isobutyl chloroformate, or sec-butyl chloroformate is not available.

**VII.1.2 Non-lethal Toxicity**

Information concerning non-lethal toxicity in humans following inhalation exposure to n-butyl chloroformate, isobutyl chloroformate, or sec-butyl chloroformate is not available.

**VII.1.3 Developmental/Reproductive Toxicity**

Developmental/reproductive studies regarding acute human exposure to n-butyl chloroformate, isobutyl chloroformate, or sec-butyl chloroformate were not available.

**VII.1.4 Genotoxicity**

Genotoxicity studies regarding acute human exposure to n-butyl chloroformate, isobutyl chloroformate, or sec-butyl chloroformate were not available.

**VII.1.5 Carcinogenicity**

Carcinogenicity studies regarding human exposure to n-butyl chloroformate, isobutyl chloroformate, or sec-butyl chloroformate were not available.

**VII.1.6 Summary**

No reports regarding lethal toxicity, non-lethal toxicity, developmental/reproductive toxicity, genotoxicity, or carcinogenicity were available.

**VII.2. ANIMAL TOXICITY DATA**

**VII.2.1 Acute Lethality**

**n-Butyl Chloroformate**

Death occurred in 4/10 rats exposed to 200 ppm n-butyl chloroformate for 1 hour (BASF, 1970). Clinical signs included dyspnea, and pulmonary emphysema was noted at necropsy.

Death occurred in 12/12 rats exposed for 3 minutes and 6/6 rats exposed for 10 minutes to an “atmosphere enriched or saturated” with n-butyl chloroformate vapor at 20°C. (BASF, 1970). Clinical signs included vigorous escape behavior, severe mucous membrane irritation, and gasping. Lung congestion and edema with hydrothorax were noted at necropsy.

Oral LD<sub>50</sub> values of 1325 mg/kg (administered in 10% aqueous tragacanth gum emulsion) and n-Butyl, Isobutyl, sec-Butyl Chloroformates VII-7

1 2120 mg/kg (administered in 20% aqueous tragacanth gum emulsion) were reported for rats (BASF,  
2 1970). An oral LD<sub>50</sub> of 2610 mg/kg was reported for male and female Sprague-Dawley rats when n-  
3 butyl chloroformate was administered in olive oil (BASF, 1980).  
4

## 5 **VII.2.2 Non-lethal Toxicity**

### 6 **n-Butyl Chloroformate**

7 In an inhalation range-finding study, groups of five male and five female Sprague-Dawley rats  
8 were exposed to 0, 2.9, 9.9, or 28.4 ppm n-butyl chloroformate 6 hours/day for 5 days (HRC, 1990).  
9 None of the rats died. There was a concentration-related decrease in food consumption in all  
10 treatment groups. Clinical signs in the 9.9 and 28.4 ppm groups included concentration-dependent  
11 sneezing, rubbing the snout with paws, closed or partially closed eyes, rapid breathing, licking the  
12 inside of the mouth, and sniffing and noisy respiration between exposures. High-concentration rats  
13 also exhibited prone position, lack of reaction to acoustic stimuli, and hypoactivity (after the first  
14 exposure). Body weight loss was noted in high-concentration males throughout the study; whereas,  
15 high-concentration females showed initial body weight loss, followed by decreased body weight gain.  
16 Lung weights were increased in high-concentration males and females and in mid-concentration  
17 females.  
18  
19

20 In a repeated-exposure study, groups of five male and five female Sprague-Dawley rats were  
21 exposed to 0, 0.50, 1.8, or 5.1 ppm n-butyl chloroformate 6 hours/day, 5 days/week for 4 weeks (HRC,  
22 1990). None of the rats died. Piloerection was noted in the 5.1 ppm group during exposure. High-  
23 concentration males had increased lung weight. Histological examination of the lungs showed  
24 minimal focal epithelial hyperplasia of the carina trachea in 1/5 males and 3/5 females and minimal  
25 focal crowding of epithelial cells in 3/5 males in the 5.1 ppm group. No other treatment-related effects  
26 were reported.  
27

### 28 **Isobutyl Chloroformate**

29 Following a 10-minute fresh air control period, groups of four male Swiss-Webster mice were  
30 exposed head only to concentrations of 0, 25, 50, 100, 150, or 200 ppm isobutyl chloroformate aerosol  
31 for 30 minutes (Carpenter, 1982). The mice were then removed to fresh air for a 10 minute recovery  
32 period, while respiratory rates were monitored continuously. Undiluted isobutyl chloroformate was  
33 delivered to a Pitt #1 aerosol generator via a 2 cc syringe, driven by a pump at a known rate. Aerosol  
34 was directed into a 6 L stainless steel chamber which was continuously evacuated at 18.3 L/min. An  
35 RD<sub>50</sub> of 97.0± 5.82 ppm was calculated. Results are summarized in Table VII-1.  
36

1  
2  
3  
4  
5  
6  
7  
8  
9  
10  
11  
12  
13  
14  
15  
16  
17  
18  
19  
20  
21  
22  
23  
24  
25  
26  
27  
28  
29  
30  
31  
32  
33  
34  
35  
36  
37  
38  
39  
40  
41  
42

TABLE VII-1. Exposure of Male Swiss-Webster Mice to Isobutyl Chloroformate for 30 minutes*			
Concentration (ppm)	Respiratory rates (control/exposed)	% Decrease in respiratory rate	Mortality Within 24-hrs
25	265/20	25	0/4
50	260/155	40	0/4
100	310/155	50	0/4
150	290/145	50	0/4
200	295/85	71	0/4

\*Carpenter, 1982

**sec-Butyl Chloroformate**

Following a 10-minute fresh air control period, groups of four male Swiss-Webster mice were exposed head only to concentrations of 0, 50, 100, 150, or 200 ppm sec-butyl chloroformate aerosol for 30 minutes (Carpenter, 1982). The mice were then removed to fresh air for a 10 minute recovery period, while respiratory rates were monitored continuously. Undiluted sec-butyl chloroformate was delivered to a Pitt #1 aerosol generator via a 2 cc syringe, driven by a pump at a known rate. Aerosol was directed into a 6 L stainless steel chamber which was continuously evacuated at 18.3 L/min. An RD<sub>50</sub> of 117± 1.64 ppm was calculated. Results are summarized in Table VII-2.

TABLE VII-2. Exposure of Male Swiss-Webster Mice to sec-butyl Chloroformate for 30 minutes*			
Concentration (ppm)	Respiratory rates (control/exposed)	% Decrease in respiratory rate	Mortality Within 24-hrs
50	195/175	10	0/4
100	280/165	41	0/4
150	295/130	55	0/4
200	225/40	82	1/4

\*Carpenter, 1982

**VII.2.3 Developmental/Reproductive Toxicity**

No information concerning the developmental/reproductive toxicity of n-butyl chloroformate, isobutyl chloroformate, or sec-butyl chloroformate was located in the available literature.

**VII.2.4 Genotoxicity**

N-Butyl chloroformate was negative in a preincubation test both with and without metabolic activation in *Salmonella typhimurium* strains TA 98, TA 100, TA 1535, and TA 1537 (BASF, 1988), and was negative both with and without activation in a chromosome aberration assay in Chinese hamster V79 cells (CCR, 1990). No genotoxicity data were available for isobutyl chloroformate or sec-butyl chloroformate.



1 **VII.2.5 Carcinogenicity**

2  
3 No information concerning the carcinogenicity of n-butyl chloroformate, isobutyl chloroformate,  
4 or sec-butyl chloroformate was located in the available literature.  
5

6 **VII.2.6 Summary**

7  
8 Animal data regarding lethal and non-lethal toxicity of n-butyl chloroformate are limited to rat  
9 studies. Clinical signs were consistent with severe irritation and respiratory distress. Animal data for  
10 isobutyl chloroformate and sec-butyl chloroformate were limited to mouse RD<sub>50</sub> studies. n-Butyl  
11 chloroformate was negative in both bacterial reverse mutation and mammalian cell chromosome  
12 aberration assays, and no genotoxicity data were available for isobutyl chloroformate or sec-butyl  
13 chloroformate. No developmental/reproductive toxicity or carcinogenicity data were available for n-  
14 butyl chloroformate, isobutyl chloroformate, or sec-butyl chloroformate.  
15

16 **VII.3. DATA ANALYSIS AND AEGL-1**

17 **VII.3.1 Human Data Relevant to AEGL-1**

18  
19 No human data consistent with the definition of AEGL-1 were available.  
20

21 **VII.3.2 Animal Data Relevant to AEGL-1**

22  
23 No animal data consistent with the definition of AEGL-1 were available.  
24

25 **VII.3.3 Derivation of AEGL-1**

26  
27 Data are insufficient for the derivation of AEGL-1 values for n-butyl chloroformate, isobutyl  
28 chloroformate, or sec-butyl chloroformate. Therefore, AEGL-1 values are not recommended (Table  
29 VII-3).  
30

TABLE VII-3. AEGL-1 Values for n-Butyl Chloroformate, Isobutyl Chloroformate, and sec-Butyl Chloroformate					
Classification	10-Minute	30-Minute	1-Hour	4-Hour	8-Hour
AEGL-1	NR	NR	NR	NR	NR

31  
32  
33  
34  
35  
36 NR: Not Recommended. Absence of derived AEGL-1 values does not imply that concentrations below AEGL-2 are  
37 without effect.  
38

39 **VII.4. DATA ANALYSIS AND AEGL-2**

40 **VII.4.1 Human Data Relevant to AEGL-2**

41  
42 No human data consistent with the definition of AEGL-2 were available.  
43

44 **VII.4.2 Animal Data Relevant to AEGL-2**

45

No animal data consistent with the definition of AEGL-2 were available.

**VII.4.3 Derivation of AEGL-2**

**n-Butyl Chloroformate**

No acute inhalation data consistent with the definition of AEGL-2 with both concentration and duration information were available. Therefore, the AEGL-2 values for n-butyl chloroformate will be based upon a 3-fold reduction in the AEGL-3 values; this is considered an estimate of a threshold for irreversible effects (NRC, 2001). The AEGL-2 values for n-butyl chloroformate are presented in Table VII-4, and the calculations for these AEGL-2 values are presented in Appendix VII-A.

TABLE VII-4. AEGL-2 Values for n-Butyl Chloroformate					
Classification	10-Minute	30-Minute	1-Hour	4-Hour	8-Hour
AEGL-2	4.0 ppm (22 mg/m <sup>3</sup> )	2.8 ppm (33 mg/m <sup>3</sup> )	2.2 ppm (27 mg/m <sup>3</sup> )	0.57 ppm (6.7 mg/m <sup>3</sup> )	0.28 ppm (3.3 mg/m <sup>3</sup> )

These values are considered protective because rats showed no effects when exposed to 1.8 ppm n-butyl chloroformate for 6 hours/day, 5 days/week for 4 weeks (HRC 1990), and when exposed to 2.9 ppm 6 hours/day for 5 days (HRC 1990).

**Isobutyl Chloroformate and sec-Butyl Chloroformate**

Chemical-specific data were insufficient for the derivation of AEGL-2, values for isobutyl chloroformate and sec-butyl chloroformate. However, isobutyl chloroformate and sec-butyl chloroformate are structural analogs of n-butyl chloroformate and mouse RD<sub>50</sub> data suggest that isobutyl chloroformate and sec-butyl chloroformate are of similar toxicity (Carpenter, 1982) (male Swiss-Webster mouse RD<sub>50</sub> values are 97 ppm for isobutyl chloroformate and 117 ppm for sec-butyl chloroformate). Thus, the AEGL-2 values for n-butyl chloroformate were adopted as surrogates for isobutyl chloroformate and sec-butyl chloroformate. The AEGL-2 values for isobutyl chloroformate and sec-butyl chloroformate are presented in Table VII-5.

TABLE VII-5. AEGL-2 Values for Isobutyl Chloroformate and sec-Butyl Chloroformate					
Classification	10-Minute	30-Minute	1-Hour	4-Hour	8-Hour
AEGL-2	4.0 ppm (22 mg/m <sup>3</sup> )	2.8 ppm (33 mg/m <sup>3</sup> )	2.2 ppm (27 mg/m <sup>3</sup> )	0.57 ppm (6.7 mg/m <sup>3</sup> )	0.28 ppm (3.3 mg/m <sup>3</sup> )

**VII.5. DATA ANALYSIS AND AEGL-3**

**VII.5.1 Human Data Relevant to AEGL-3**

No human data consistent with the definition of AEGL-3 were available.

**VII.5.2 Animal Data Relevant to AEGL-3**

Death occurred in 4/10 rats exposed to 200 ppm n-butyl chloroformate for 1 hour (BASF, 1970).

**VII.5.3 Derivation of AEGL-3**

**n-Butyl Chloroformate**

One-third of the concentration where 4/10 rats died after a 1-hr exposure to n-butyl chloroformate (200 ppm x 1/3 = 66.7 ppm) (BASF, 1970) will be used as the point-of-departure for n-butyl chloroformate AEGL-3 values. This concentration is considered an estimated threshold for lethality. Interspecies and intraspecies uncertainty factors of 3 each will be applied because n-butyl chloroformate is highly reactive and clinical signs are likely caused by a direct chemical effect on the tissues; this type of effect is not expected to vary greatly between species or among individuals. Thus, the total uncertainty factor is 10. The concentration-exposure time relationship for many irritant and systemically-acting vapors and gases may be described by  $c^n \times t = k$ , where the exponent, n, ranges from 0.8 to 3.5 (ten Berge et al., 1986). To obtain conservative and protective AEGL values in the absence of an empirically derived chemical-specific scaling exponent, temporal scaling was performed using n=3 when extrapolating to shorter time points (10-minutes and 30-minutes) and n = 1 when extrapolating to longer time points (4-hours and 8-hours). The AEGL-3 values for n-butyl chloroformate are presented in Table VII-6, and the calculations for these AEGL-3 values are presented in Appendix VII-A.

**TABLE VII-6. AEGL-3 Values for n-Butyl Chloroformate**

Classification	10-Minute	30-Minute	1-Hour	4-Hour	8-Hour
AEGL-3	12 ppm (68 mg/m <sup>3</sup> )	8.4 ppm (100 mg/m <sup>3</sup> )	6.7 ppm (80 mg/m <sup>3</sup> )	1.7 ppm (20 mg/m <sup>3</sup> )	0.83 ppm (10 mg/m <sup>3</sup> )

These values are considered protective because rats showed no deaths when exposed to 5.1 ppm n-butyl chloroformate for 6 hours/day, 5 days/week for 4 weeks (HRC 1990), and when exposed to 28.4 ppm 6 hours.day for 5 days (HRC 1990).

**Isobutyl Chloroformate and sec-Butyl Chloroformate**

Chemical-specific data were insufficient for the derivation of AEGL-3, values for isobutyl chloroformate and sec-butyl chloroformate. However, isobutyl chloroformate and sec-butyl chloroformate are structural analogs of n-butyl chloroformate and mouse RD<sub>50</sub> data suggest that isobutyl chloroformate and sec-butyl chloroformate are of similar toxicity (Carpenter, 1982) (male Swiss-Webster mouse RD<sub>50</sub> values are 97 ppm for isobutyl chloroformate and 117 ppm for sec-butyl chloroformate). Thus, the AEGL-3 values for n-butyl chloroformate were adopted as surrogates for isobutyl chloroformate and sec-butyl chloroformate. The AEGL-3 values for isobutyl chloroformate and sec-butyl chloroformate are presented in Table VII-7.

**TABLE VII-7. AEGL-3 Values for Isobutyl Chloroformate and sec-Butyl Chloroformate**

Classification	10-Minute	30-Minute	1-Hour	4-Hour	8-Hour
AEGL-3	12 ppm (68 mg/m <sup>3</sup> )	8.4 ppm (100 mg/m <sup>3</sup> )	6.7 ppm (80 mg/m <sup>3</sup> )	1.7 ppm (20 mg/m <sup>3</sup> )	0.83 ppm (10 mg/m <sup>3</sup> )

**VII.6. SUMMARY OF AEGLS**

**VII.6.1 AEGL Values and Toxicity Endpoints**

Chemical-specific data were insufficient for derivation of AEGL-1 values for n-butyl chloroformate; therefore, AEGL-1 values are not recommended. AEGL-2 values for n-butyl chloroformate were based on a three-fold reduction of AEGL-3 values. AEGL-3 values for n-butyl chloroformate were based on an estimated lethality threshold from a 1-hour rat study.

<b>Classification</b>	<b>10-Minute</b>	<b>30-Minute</b>	<b>1-Hour</b>	<b>4-Hour</b>	<b>8-Hour</b>
AEGL-1 (Nondisabling)	NR	NR	NR	NR	NR
AEGL-2 (Disabling)	4.0 ppm (22 mg/m <sup>3</sup> )	2.8 ppm (33 mg/m <sup>3</sup> )	2.2 ppm (27 mg/m <sup>3</sup> )	0.57 ppm (6.7 mg/m <sup>3</sup> )	0.28 ppm (3.3 mg/m <sup>3</sup> )
AEGL-3 (Lethality)	12 ppm (68 mg/m <sup>3</sup> )	8.4 ppm (100 mg/m <sup>3</sup> )	6.7 ppm (80 mg/m <sup>3</sup> )	1.7 ppm (20 mg/m <sup>3</sup> )	0.83 ppm (10 mg/m <sup>3</sup> )

NR: Not Recommended. However, absence of a derived AEGL-1 value does not imply that exposure below the AEGL-2 is without adverse effects.

Chemical-specific data were insufficient for the derivation of AEGL-1, AEGL-2, or AEGL-3 values for isobutyl chloroformate and sec-butyl chloroformate. However, isobutyl chloroformate and sec-butyl chloroformate are structural analogs of n-butyl chloroformate and mouse RD<sub>50</sub> data suggest that isobutyl chloroformate and sec-butyl chloroformate are of similar toxicity. Thus, the AEGL-1, AEGL-2, and AEGL-3 values for n-butyl chloroformate were adopted as surrogates for isobutyl chloroformate and sec-butyl chloroformate

<b>Classification</b>	<b>10-Minute</b>	<b>30-Minute</b>	<b>1-Hour</b>	<b>4-Hour</b>	<b>8-Hour</b>
AEGL-1 (Nondisabling)	NR	NR	NR	NR	NR
AEGL-2 (Disabling)	4.0 ppm (22 mg/m <sup>3</sup> )	2.8 ppm (33 mg/m <sup>3</sup> )	2.2 ppm (27 mg/m <sup>3</sup> )	0.57 ppm (6.7 mg/m <sup>3</sup> )	0.28 ppm (3.3 mg/m <sup>3</sup> )
AEGL-3 (Lethality)	12 ppm (68 mg/m <sup>3</sup> )	8.4 ppm (100 mg/m <sup>3</sup> )	6.7 ppm (80 mg/m <sup>3</sup> )	1.7 ppm (20 mg/m <sup>3</sup> )	0.83 ppm (10 mg/m <sup>3</sup> )

NR: Not Recommended. However, absence of a derived AEGL-1 value does not imply that exposure below the AEGL-2 is without adverse effects.

**VII.6.2. Comparison with Other Standards and Guidelines**

The Dutch MAC for n-butyl chloroformate is 1 ppm [MAC (Maximaal Aanvaarde Concentratie) (Maximal Accepted Concentration)], is defined analogous to the ACGIH-TLV-TWA (SDU Uitgevers, 2001).

The threshold Limit Value (TLV) for n-butyl chloroformate is 1 ppm in Australia and the United Kingdom (BG Chemie, 2005).

1 No extant values were located for isobutyl chloroformate or sec-butyl chloroformate.  
2  
3

#### 4 **VII.6.3 Data Quality and Research Needs**

5  
6 No human data are available and animal data are sparse.  
7

#### 8 **VII.7. REFERENCES**

9  
10 BASF. 1970. BASF AG, Gewerbehygienisch-Pharmakologisches Institut. N-  
11 Butylchlorokohlensaureester-Gewerbetoxikologische Vorprufung. Unpublished Report No. XIX 352.  
12

13 BASF. 1980. BASF AG, Gewerbehygiene und Toxikologie. Prufung der akutenoralen Toxizitat von  
14 N-Butylchlorformial an der ratte. Unpublished Report.  
15

16 BASF. 1988. Report on the study of chloroformic acid butyl ester in the Ames test (preincubation  
17 test with Salmonella typhimurium) Unpublished Report. Project No. 40M0522/874089. September 7,  
18 1988, on behalf of BG Chemie.  
19

20 BG Chemie. 2005. Chlorofomic acid butyl ester. CAS No. 592-34-7. Toxicological Evaluation No.  
21 160. Updated 02/2005. BG Chemie (Institution for Statutory Accident Insurance and Prevention in  
22 the Chemical Industry). Heidelberg, Germany.  
23

24 Carpenter, C.P. 1982. Ethyl chloroformate, n-propyl chloroformate, Isobutyl chloroformate, Sec-  
25 butyl chloroformate. Sensory Irritation. Report by Mellon Institute. Report to PPG Industries, Inc.,  
26 Chemicals Division. Report No. 82-49S.  
27

28 CCR (Cytotest Cell Research). 1990. Chromosome aberration assay in Chinese hamster V79 cells in  
29 vitro with chloroformic acid, n-butylester. Unpublished report. CCR Project 148803. Sponsor: BG  
30 Chemie (Institution for Statutory Accident Insurance and Prevention in the Chemical Industry).  
31 Heidelberg, Germany. July 18, 1990. (cited in BG Chemie, 2005)  
32

33 HRC (Huntingdon Research Centre, Ltd.) 1990. N-Butyl chloroformate- 28-day inhalation study in the  
34 rat. Unpublished Report, Report No. BGH 12/90156. (cited in BG Chemie, 2005)  
35

36 NRC (National Research Council). 2001. Standing Operating Procedures for Developing Acute  
37 Exposure Guideline Levels for Hazardous Chemicals. National Academy Press, Washington, DC.  
38

39 SDU Uitgevers (under the auspices of the Ministry of Social Affairs and Employment), The Hague,  
40 The Netherlands 2001.  
41

42 ten Berge, W.F., Zwart, A. and Appelman, L.M. 1986. Concentration-time mortality response  
43 relationship of irritant and systemically acting vapours and gases. J. Hazardous Materials 13:301-309.  
44

**INTERIM 1: 05/2008**

**Methyl Chloroformate, Ethyl Chloroformate, Propyl Chloroformate, Isopropyl Chloroformate, Allyl Chloroformate, n-Butyl Chloroformate, Isobutyl Chloroformate, sec-Butyl Chloroformate, Ethyl Chlorothioformate, Benzyl Chloroformate, Phenyl Chloroformate, 2-Ethylhexyl Chloroformate**

1  
2  
3  
4  
5  
6

**APPENDIX VII-A:**

**DERIVATION OF AEGL VALUES FOR N-BUTYL CHLOROFORMATE, ISOBUTYL CHLOROFORMATE, and SEC-BUTYL CHLOROFORMATE**

INTERIM 1: 05/2008

Methyl Chloroformate, Ethyl Chloroformate, Propyl Chloroformate, Isopropyl Chloroformate, Allyl Chloroformate, n-Butyl Chloroformate, Isobutyl Chloroformate, sec-Butyl Chloroformate, Ethyl Chlorothioformate, Benzyl Chloroformate, Phenyl Chloroformate, 2-Ethylhexyl Chloroformate

1  
2  
3  
4  
5  
6  
7

**DERIVATION OF AEGL-1 VALUES FOR N-BUTYL CHLOROFORMATE, ISOBUTYL CHLOROFORMATE, and SEC-BUTYL CHLOROFORMATE**

AEGL-1 values for n-butyl chloroformate, isobutyl chloroformate, and sec-butyl chloroformate are not recommended.

**INTERIM 1: 05/2008**

**Methyl Chloroformate, Ethyl Chloroformate, Propyl Chloroformate, Isopropyl Chloroformate, Allyl Chloroformate, n-Butyl Chloroformate, Isobutyl Chloroformate, sec-Butyl Chloroformate, Ethyl Chlorothioformate, Benzyl Chloroformate, Phenyl Chloroformate, 2-Ethylhexyl Chloroformate**

1  
2  
3  
4  
5  
6  
7  
8  
9  
10  
11  
12  
13  
14  
15  
16  
17  
18  
19  
20  
21  
22  
23  
24  
25  
26

**Derivation of AEGL-2 Values for n-Butyl Chloroformate, Isobutyl Chloroformate, and sec-Butyl Chloroformate**

**n-Butyl Chloroformate**

Key study: BASF, 1970

Toxicity Endpoint: 1/3 of the AEGL-3 values

10-min AEGL-2:             $12 \text{ ppm} \div 3 = 4.0 \text{ ppm}$

30-min AEGL-2:             $8.4 \text{ ppm} \div 3 = 2.8 \text{ ppm}$

1-hr AEGL-2:                 $6.7 \text{ ppm} \div 3 = 2.2 \text{ ppm}$

4-hr AEGL-2:                 $1.7 \text{ ppm} \div 3 = 0.57 \text{ ppm}$

8-hr AEGL-2:                 $0.83 \text{ ppm} \div 3 = 0.28 \text{ ppm}$

**Isobutyl Chloroformate and sec-Butyl Chloroformate**

AEGL-2 values for n-butyl chloroformate were adopted as AEGL-2 values for isobutyl chloroformate and sec-butyl chloroformate.



**INTERIM 1: 05/2008**

**Methyl Chloroformate, Ethyl Chloroformate, Propyl Chloroformate, Isopropyl Chloroformate, Allyl Chloroformate, n-Butyl Chloroformate, Isobutyl Chloroformate, sec-Butyl Chloroformate, Ethyl Chlorothioformate, Benzyl Chloroformate, Phenyl Chloroformate, 2-Ethylhexyl Chloroformate**

**Derivation of AEGL-3 Values for n-Butyl Chloroformate, Isobutyl Chloroformate, and sec-Butyl Chloroformate**

Key study: BASF, 1970

Toxicity Endpoint: 1-hour rat lethality threshold estimate

Scaling: 10-minutes and 30-minutes

$$C^3 \times t = k$$

$$(66.7 \text{ ppm})^3 \times 1 \text{ hr} = 296,741 \text{ ppm}^3\text{hr}$$

4-hours and 8-hours

$$C^1 \times t = k$$

$$(66.7 \text{ ppm})^1 \times 1 \text{ hr} = 66.7 \text{ ppm}^1\text{hr}$$

Uncertainty Factors:

3 for interspecies variability

3 for intraspecies variability

10-min AEGL-3:

$$C^3 \times 0.167 \text{ hr} = 296,741 \text{ ppm}^3\text{hr}$$

$$C^3 = 1,776,892 \text{ ppm}^3$$

$$C = 121 \text{ ppm}$$

$$10\text{-min AEGL-3} = 121/10 = 12 \text{ ppm}$$

30-min AEGL-3

$$C^3 \times 0.5 \text{ hr} = 296,741 \text{ ppm}^3\text{hr}$$

$$C^3 = 593,482 \text{ ppm}^3$$

$$C = 84.0 \text{ ppm}$$

$$30\text{-min AEGL-3} = 84.0/10 = 8.4 \text{ ppm}$$

1-hr AEGL-3

$$1\text{-hr AEGL-3} = 66.7/10 = 6.7 \text{ ppm}$$

4-hr AEGL-3

$$C^1 \times 4 \text{ hr} = 66.7 \text{ ppm}^1\text{hr}$$

$$C^1 = 16.8 \text{ ppm}$$

$$C = 16.8 \text{ ppm}$$

$$4\text{-hr AEGL-3} = 16.8/10 = 1.7 \text{ ppm}$$

8-hr AEGL-3

$$C^1 \times 8 \text{ hr} = 66.7 \text{ ppm}^1\text{hr}$$

$$C^1 = 8.34 \text{ ppm}$$

$$C = 8.34 \text{ ppm}$$

$$8\text{-hr AEGL-3} = 8.34/10 = 0.83 \text{ ppm}$$

**Isobutyl Chloroformate and sec-Butyl Chloroformate**

AEGL-3 values for n-butyl chloroformate adopted as AEGL-3 values for isobutyl chloroformate and sec-butyl chloroformate.

INTERIM 1: 05/2008

Methyl Chloroformate, Ethyl Chloroformate, Propyl Chloroformate, Isopropyl Chloroformate, Allyl Chloroformate, n-Butyl Chloroformate, Isobutyl Chloroformate, sec-Butyl Chloroformate, Ethyl Chlorothioformate, Benzyl Chloroformate, Phenyl Chloroformate, 2-Ethylhexyl Chloroformate

1  
2  
3  
4  
5

**APPENDIX VII-B:**

**Derivation Summary for n-Butyl Chloroformate, Isobutyl Chloroformate, and sec-Butyl Chloroformate AEGLS**

**INTERIM 1: 05/2008**

**Methyl Chloroformate, Ethyl Chloroformate, Propyl Chloroformate, Isopropyl Chloroformate, Allyl Chloroformate, n-Butyl Chloroformate, Isobutyl Chloroformate, sec-Butyl Chloroformate, Ethyl Chlorothioformate, Benzyl Chloroformate, Phenyl Chloroformate, 2-Ethylhexyl Chloroformate**

1  
2  
3  
4  
5  
6  
7  
8  
9  
10  
11  
12  
13  
14  
15  
16  
17  
18  
19  
20  
21  
22  
23  
24  
25  
26  
27  
28  
29  
30  
31

<b>AEGL-1 VALUES FOR n-BUTYL CHLOROFORMATE</b>				
<b>10 minutes</b>	<b>30 minutes</b>	<b>1 hour</b>	<b>4 hour</b>	<b>8 hour</b>
<b>NR</b>	<b>NR</b>	<b>NR</b>	<b>NR</b>	<b>NR</b>
Key Reference: Chemical-specific data were insufficient for deriving AEGL-1 values.				
Test Species/Strain/Number:				
Exposure Route/Concentrations/Durations:				
Effects:				
Endpoint/Concentration/Rationale:				
Uncertainty Factors/Rationale:				
Modifying Factor:				
Animal to Human Dosimetric Adjustment:				
Time Scaling:				
Data Quality and Research Needs: No chemical-specific data were available for derivation of AEGL-1 values for n-butyl chloroformate.				

<b>AEGL-1 VALUES FOR ISOBUTYL CHLOROFORMATE and sec-BUTYL CHLOROFORMATE</b>				
<b>10 minutes</b>	<b>30 minutes</b>	<b>1 hour</b>	<b>4 hour</b>	<b>8 hour</b>
<b>NR</b>	<b>NR</b>	<b>NR</b>	<b>NR</b>	<b>NR</b>
Key Reference:				
Test Species/Strain/Number:				
Exposure Route/Concentrations/Durations:				
Effects:				
Endpoint/Concentration/Rationale:				
Uncertainty Factors/Rationale:				
Modifying Factor:				
Animal to Human Dosimetric Adjustment:				
Time Scaling:				
Data Quality and Research Needs: No chemical-specific data were available for derivation of AEGL-1 values. No data were available to derive values by analogy to n-butyl chloroformate.				

**INTERIM 1: 05/2008**

**Methyl Chloroformate, Ethyl Chloroformate, Propyl Chloroformate, Isopropyl Chloroformate, Allyl Chloroformate, n-Butyl Chloroformate, Isobutyl Chloroformate, sec-Butyl Chloroformate, Ethyl Chlorothioformate, Benzyl Chloroformate, Phenyl Chloroformate, 2-Ethylhexyl Chloroformate**

1  
2  
3  
4  
5  
6  
7  
8  
9  
10  
11  
12  
13  
14  
15  
16  
17  
18

<b>AEGL-2 VALUES FOR n-BUTYL CHLOROFORMATE</b>				
<b>10-Minute</b>	<b>30-Minute</b>	<b>1-Hour</b>	<b>4-Hour</b>	<b>8-Hour</b>
<b>4.0 ppm</b>	<b>2.8 ppm</b>	<b>2.2 ppm</b>	<b>0.57 ppm</b>	<b>0.28 ppm</b>
Key Reference: BASF. 1970. BASF AG, Gewerbehygienisch-Pharmakologisches Institut. N-Butylchlorokohlensäureester-Gewerbetoikologische Vorprüfung. Unpublished Report No. XIX 352.				
Test Species/Strain/Number: See AEGL-3 Derivation summary table				
Exposure Route/Concentrations/Durations: See AEGL-3 Derivation summary table				
Effects: See AEGL-3 Derivation summary table				
Endpoint/Concentration/Rationale: 3-fold reduction of AEGL-3 values. Considered threshold for the inability to escape.				
Uncertainty Factors/Rationale: See AEGL-3 Derivation summary table				
Modifying Factor: NA				
Animal to Human Dosimetric Adjustment: NA				
Time Scaling: See AEGL-3 Derivation summary table				
Data quality and research needs: Sparse data set. Values are considered protective because rats showed no effects when exposed to 1.8 ppm n-butyl chloroformate for 6 hours/day, 5 days/week for 4 weeks (HRC 1990), and when exposed to 2.9 ppm 6 hours/day for 5 days (HRC 1990).				

**INTERIM 1: 05/2008**

**Methyl Chloroformate, Ethyl Chloroformate, Propyl Chloroformate, Isopropyl Chloroformate, Allyl Chloroformate, n-Butyl Chloroformate, Isobutyl Chloroformate, sec-Butyl Chloroformate, Ethyl Chlorothioformate, Benzyl Chloroformate, Phenyl Chloroformate, 2-Ethylhexyl Chloroformate**

1  
2  
3  
4  
5  
6  
7  
8  
9  
10  
11  
12  
13  
14  
15  
16  
17  
18  
19  
20

<b>AEGL-2 VALUES FOR ISOBUTYL CHLOROFORMATE and sec-BUTYL CHLOROFORMATE</b>				
<b>10-Minute</b>	<b>30-Minute</b>	<b>1-Hour</b>	<b>4-Hour</b>	<b>8-Hour</b>
<b>4.0 ppm</b>	<b>2.8 ppm</b>	<b>2.2 ppm</b>	<b>0.57 ppm</b>	<b>0.28 ppm</b>
Key Reference: Derived by analogy to n-butyl chloroformate. n-Butyl chloroformate AEGL-2 values adopted as AEGL-2 values for isobutyl chloroformate and sec-butyl chloroformate.				
Test Species/Strain/Number:				
Exposure Route/Concentrations/Durations:				
Effects:				
Endpoint/Concentration/Rationale:				
Uncertainty Factors/Rationale:				
Modifying Factor: NA				
Animal to Human Dosimetric Adjustment: NA				
Time Scaling:				
Data quality and research needs: Sparse data set. Chemical-specific data were insufficient for the derivation of AEGL-2 values for isobutyl chloroformate and sec-butyl chloroformate. However, isobutyl chloroformate and sec-butyl chloroformate are structural analogs of n-butyl chloroformate and mouse RD <sub>50</sub> data suggest that isobutyl chloroformate and sec-butyl chloroformate are of similar toxicity (Carpenter, 1982) (male Swiss-Webster mouse RD <sub>50</sub> values are 97 ppm for isobutyl chloroformate and 117 ppm for sec-butyl chloroformate). Thus, the AEGL-2 values for n-butyl chloroformate were adopted as surrogates for isobutyl chloroformate and sec-butyl chloroformate.				

**INTERIM 1: 05/2008**

**Methyl Chloroformate, Ethyl Chloroformate, Propyl Chloroformate, Isopropyl Chloroformate, Allyl Chloroformate, n-Butyl Chloroformate, Isobutyl Chloroformate, sec-Butyl Chloroformate, Ethyl Chlorothioformate, Benzyl Chloroformate, Phenyl Chloroformate, 2-Ethylhexyl Chloroformate**

1  
2  
3  
4  
5  
6  
7  
8  
9  
10  
11  
12  
13  
14  
15  
16  
17  
18  
19  
20  
21  
22  
23  
24  
25  
26

<b>AEGL-3 VALUES FOR n-BUTYL CHLOROFORMATE</b>				
<b>10-Minute</b>	<b>30-Minute</b>	<b>1-Hour</b>	<b>4-Hour</b>	<b>8-Hour</b>
<b>12 ppm</b>	<b>8.4 ppm</b>	<b>6.7 ppm</b>	<b>1.7 ppm</b>	<b>0.83 ppm</b>
Key Reference: BASF. 1970. BASF AG, Gewerbehygienisch-Pharmakologisches Institut. N-Butylchlorokohlensaureester-Gewerbetoxikologische Vorprufung. Unpublished Report No. XIX 352.				
Test Species/Strain/Sex/Number: Sprague Dawley rats/ 5/sex/group				
Exposure Route/Concentrations/Durations: Rats/Inhalation/1 hour (1/3 the concentration causing death in 4/10 rats was the point-of-departure for AEGL-3)				
Endpoint/Concentration/Rationale: 1/3 the concentration causing death in 4/10 rats after a 1 hr-exposure; 66.7 ppm; Estimated threshold for death for 1 hour exposure in rats				
Effects:				
Uncertainty Factors/Rationale: Interspecies = 3: Intraspecies = 3: N-butyl chloroformate is highly reactive and clinical signs are likely caused by a direct chemical effect on the tissues; this type of effect is not expected to vary greatly between species or among individuals.				
Modifying Factor: NA				
Animal to Human Dosimetric Adjustment: Insufficient data				
Time Scaling: $c^n \times t = k$ , where $n=3$ when extrapolating to shorter time points (10-minutes and 30-minutes) and $n = 1$ when extrapolating to longer time points (4-hours and 8-hours).				
Data Quality and Research Needs: Sparse data set. Values are considered protective because rats showed no deaths when exposed to 5.1 ppm n-butyl chloroformate for 6 hours/day, 5 days/week for 4 weeks, and when exposed to 28.4 ppm 6 hours.day for 5 days (HRC 1990).				

**INTERIM 1: 05/2008**

**Methyl Chloroformate, Ethyl Chloroformate, Propyl Chloroformate, Isopropyl Chloroformate, Allyl Chloroformate, n-Butyl Chloroformate, Isobutyl Chloroformate, sec-Butyl Chloroformate, Ethyl Chlorothioformate, Benzyl Chloroformate, Phenyl Chloroformate, 2-Ethylhexyl Chloroformate**

1  
2  
3  
4  
5  
6  
7  
8  
9  
10  
11  
12  
13  
14  
15  
16  
17  
18  
19  
20  
21  
22  
23

<b>AEGL-3 VALUES FOR ISOBUTYL CHLOROFORMATE and sec-BUTYL CHLOROFORMATE</b>				
<b>10-Minute</b>	<b>30-Minute</b>	<b>1-Hour</b>	<b>4-Hour</b>	<b>8-Hour</b>
<b>12 ppm</b>	<b>8.4 ppm</b>	<b>6.7 ppm</b>	<b>1.7 ppm</b>	<b>0.83 ppm</b>
Key Reference: Derived by analogy to n-butyl chloroformate. n-Butyl chloroformate AEGL-3 values adopted as AEGL-3 values for isobutyl chloroformate and sec-butyl chloroformate.				
Test Species/Strain/Number:				
Exposure Route/Concentrations/Durations:				
Effects:				
Endpoint/Concentration/Rationale:				
Uncertainty Factors/Rationale:				
Modifying Factor: NA				
Animal to Human Dosimetric Adjustment: NA				
Time Scaling:				
Data quality and research needs: Sparse data set. Chemical-specific data were insufficient for the derivation of AEGL-3 values for isobutyl chloroformate and sec-butyl chloroformate. However, isobutyl chloroformate and sec-butyl chloroformate are structural analogs of n-butyl chloroformate and mouse RD <sub>50</sub> data suggest that isobutyl chloroformate and sec-butyl chloroformate are of similar toxicity (Carpenter, 1982) (male Swiss-Webster mouse RD <sub>50</sub> values are 97 ppm for isobutyl chloroformate and 117 ppm for sec-butyl chloroformate). Thus, the AEGL-3 values for n-butyl chloroformate were adopted as surrogates for isobutyl chloroformate and sec-butyl chloroformate.				

**INTERIM 1: 05/2008**

**Methyl Chloroformate, Ethyl Chloroformate, Propyl Chloroformate, Isopropyl Chloroformate, Allyl Chloroformate, n-Butyl Chloroformate, Isobutyl Chloroformate, sec-Butyl Chloroformate, Ethyl Chlorothioformate, Benzyl Chloroformate, Phenyl Chloroformate, 2-Ethylhexyl Chloroformate**

1  
2  
3  
4  
5

**APPENDIX VII-C:**

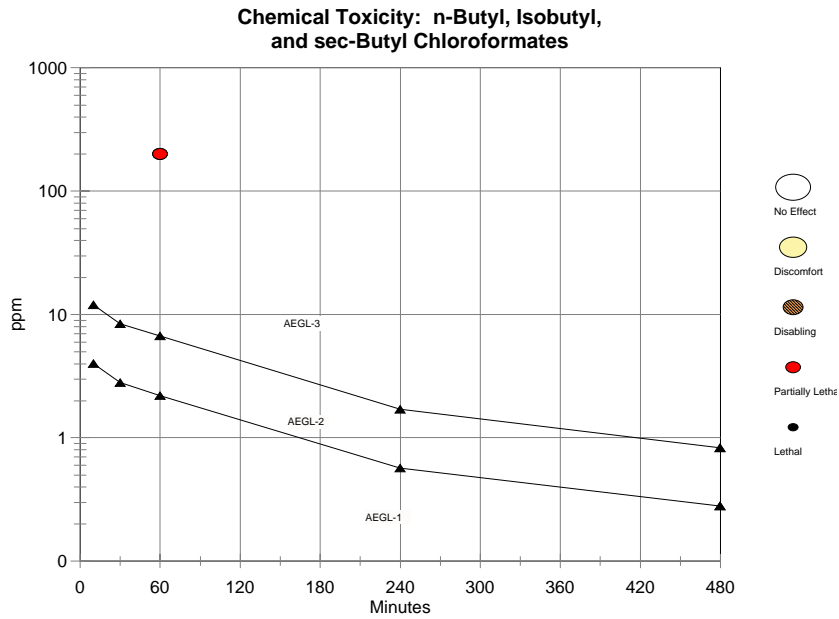
**Category Plot for n-Butyl Chloroformate, Isobutyl Chloroformate, and sec-Butyl Chloroformate**



**INTERIM 1: 05/2008**

**Methyl Chloroformate, Ethyl Chloroformate, Propyl Chloroformate, Isopropyl Chloroformate, Allyl Chloroformate, n-Butyl Chloroformate, Isobutyl Chloroformate, sec-Butyl Chloroformate, Ethyl Chloroformate, Benzyl Chloroformate, Phenyl Chloroformate, 2-Ethylhexyl Chloroformate**

1  
2  
3



INTERIM 1: 05/2008

Methyl Chloroformate, Ethyl Chloroformate, Propyl Chloroformate, Isopropyl Chloroformate, Allyl Chloroformate, n-Butyl Chloroformate, Isobutyl Chloroformate, sec-Butyl Chloroformate, Ethyl Chlorothioformate, Benzyl Chloroformate, Phenyl Chloroformate, 2-Ethylhexyl Chloroformate

1  
2

**CHAPTER VIII: BENZYL CHLOROFORMATE**

**TABLE OF CONTENTS: CHAPTER VIII: BENZYL CHLOROFORMATE**

1

2

3 LIST OF TABLES ..... VIII-3

4

5 SUMMARY ..... VIII-4

6

7 VIII.1. HUMAN TOXICITY DATA ..... VIII-5

8 VIII.1.1 Acute Lethality ..... VIII-5

9 VIII.1.2 Non-lethal Toxicity ..... VIII-5

10 VIII.1.3 Developmental/Reproductive Toxicity ..... VIII-5

11 VIII.1.4 Genotoxicity ..... VIII-5

12 VIII.1.5 Carcinogenicity ..... VIII-5

13 VIII.1.6 Summary ..... VIII-5

14

15 VIII.2. ANIMAL TOXICITY DATA ..... VIII-5

16 VIII.2.1 Acute Lethality ..... VIII-5

17 VIII.2.2 Non-lethal toxicity ..... VIII-6

18 VIII.2.3 Developmental/Reproductive Toxicity ..... VIII-6

19 VIII.2.4 Genotoxicity ..... VIII-6

20 VIII.2.5 Carcinogenicity ..... VIII-6

21 VIII.2.6 Summary ..... VIII-7

22

23

24 VIII.3. DATA ANALYSIS AND AEGL-1 ..... VIII-7

25 VIII.3.1 Human Data Relevant to AEGL-1 ..... VIII-7

26 VIII.3.2 Animal Data Relevant to AEGL-1 ..... VIII-7

27 VIII.3.3 Derivation of AEGL-1 ..... VIII-7

28

29 VIII.4. DATA ANALYSIS AND AEGL-2 ..... VIII-7

30 VIII.4.1 Human Data Relevant to AEGL-2 ..... VIII-7

31 VIII.4.2 Animal Data Relevant to AEGL-2 ..... VIII-7

32 VIII.4.3 Derivation of AEGL-2 ..... VIII-7

33

34 VIII.5. DATA ANALYSIS AND AEGL-3 ..... VIII-8

35 VIII.5.1 Human Data Relevant to AEGL-3 ..... VIII-8

36 VIII.5.2 Animal Data Relevant to AEGL-3 ..... VIII-8

37 VIII.5.3 Derivation of AEGL-3 ..... VIII-8

38

39 VIII.6. SUMMARY OF AEGLS ..... VIII-8

40 VIII.6.1 AEGL Values and Toxicity Endpoints ..... VIII-8

41 VIII.6.2 Comparison with Other Standards and Guidelines ..... VIII-8

42 VIII.6.3 Data Quality and Research Needs ..... VIII-9

43

44 VIII.7. REFERENCES ..... VII-9

45

46 APPENDIX VIII-A: Derivation of AEGL Values for Benzyl Chloroformate ..... VIII-A-1

**INTERIM 1: 05/2008**

**Methyl Chloroformate, Ethyl Chloroformate, Propyl Chloroformate, Isopropyl Chloroformate, Allyl Chloroformate, n-Butyl Chloroformate, Isobutyl Chloroformate, sec-Butyl Chloroformate, Ethyl Chlorothioformate, Benzyl Chloroformate, Phenyl Chloroformate, 2-Ethylhexyl Chloroformate**

1  
2 APPENDIX VIII-B: Derivation Summary Tables for Benzyl Chloroformate AEGLs ..... VIII-B-1  
3  
4 APPENDIX VIII-C: Category Plot for Benzyl Chloroformate ..... VIII-C-1  
5  
6  
7  
8  
9  
10

11  
12 **LIST OF TABLES**  
13

14 Summary of AEGL Values for Benzyl Chloroformate ..... VIII-4  
15  
16 VIII-1. Mortality in Rats Exposed to Benzyl Chloroformate for 4 hours ..... VIII-6  
17  
18 VIII-2. AEGL-1 Values for Benzyl Chloroformate ..... VIII-7  
19  
20 VIII-3. AEGL-2 Values for Benzyl Chloroformate ..... VIII-8  
21  
22 VIII-4. AEGL-3 Values for Benzyl Chloroformate ..... VIII-8  
23  
24 VIII-5. Summary of AEGL Values for Benzyl Chloroformate ..... VIII-9  
25  
26  
27  
28  
29

**SUMMARY: BENZYL CHLOROFORMATE**

Data were insufficient for the derivation of AEGL-1 values for benzyl chloroformate. Therefore, AEGL-1 values are not recommended for benzyl chloroformate.

No acute inhalation data consistent with the definition of AEGL-2 with both concentration and duration information were available. Therefore, the AEGL-2 values for benzyl chloroformate were based upon a 3-fold reduction in the AEGL-3 values; this is considered an estimate of a threshold for irreversible effects (NRC, 2001). This approach is justified based on the steep concentration curve with regard to lethality (4-hour rat mortality incidence: 0/10 at 18.6 ppm; 5/10 at 84.6 ppm (BASF, 1990)) and because observed clinical signs resolved (were reversible).

The experimental concentration causing no deaths in rats (18.6 ppm) after a 4-hour exposure (BASF, 1990) was used as the point-of-departure for benzyl chloroformate AEGL-3 values. Interspecies and intraspecies uncertainty factors of 3 each were applied because benzyl chloroformate is highly reactive and clinical signs are likely caused by a direct chemical effect on the tissues; this type of effect is not expected to vary greatly between species or among individuals. Furthermore, inter- and intraspecies uncertainty factors of 3 each were also applied when AEGL-3 values were calculated for the structural analogs, methyl chloroformate (Section II.5.3), isopropyl chloroformate (Section V.5.3), and n-butyl chloroformate (Section VII.5.3), and the resulting AEGL values were considered protective when compared with chemical-specific, repeated-exposure data for these analogs. Thus, the total uncertainty factor is 10. The concentration-exposure time relationship for many irritant and systemically-acting vapors and gases may be described by  $c^n \times t = k$ , where the exponent, n, ranges from 0.8 to 3.5 (ten Berge et al., 1986). To obtain conservative and protective AEGL values in the absence of an empirically derived chemical-specific scaling exponent, temporal scaling was performed using n=3 when extrapolating to shorter time points (30-minutes and 1-hour) and n = 1 when extrapolating to longer time points (8-hours). The 30-minute AEGL-3 value was adopted as the 10-minute AEGL-3 value.

Summary of AEGL Values For Benzyl Chloroformate						
Classification	10-Minute	30-Minute	1-Hour	4-Hour	8-Hour	Endpoint (Reference)
AEGL-1 (Nondisabling)	NR	NR	NR	NR	NR	Insufficient data
AEGL-2 (Disabling)	1.2 ppm (8.7 mg/m <sup>3</sup> )	1.2 ppm (8.7 mg/m <sup>3</sup> )	0.97 ppm (6.7 mg/m <sup>3</sup> )	0.63 ppm (4.3 mg/m <sup>3</sup> )	0.31 ppm (2.2 mg/m <sup>3</sup> )	1/3 the AEGL-3 values (BASF, 1990)
AEGL-3 (Lethality)	3.7 ppm (26 mg/m <sup>3</sup> )	3.7 ppm (26 mg/m <sup>3</sup> )	2.9 ppm (20 mg/m <sup>3</sup> )	1.9 ppm (13 mg/m <sup>3</sup> )	0.93 ppm (6.5 mg/m <sup>3</sup> )	Concentration causing no death in rats; 4-hr exposure (BASF, 1990)

NR: Not Recommended. However, absence of a derived AEGL-1 value does not imply that exposure below the AEGL-2 is without adverse effects.

1  
2  
3  
4  
5  
6  
7  
8  
9  
10  
11  
12  
13  
14  
15  
16  
17  
18  
19  
20  
21  
22  
23  
24  
25  
26  
27  
28  
29  
30  
31  
32  
33  
34  
35  
36  
37  
38  
39  
40  
41  
42  
43  
44  
45  
46

**VIII.1. HUMAN TOXICITY DATA**

**VIII.1.1 Acute Lethality**

Information on death in humans following inhalation exposure to benzyl chloroformate is not available.

**VIII.1.2 Non-lethal Toxicity**

Information on non-lethal toxicity in humans following inhalation exposure to benzyl chloroformate is not available.

**VIII.1.3 Developmental/Reproductive Toxicity**

Developmental/reproductive studies regarding acute human exposure to benzyl chloroformate were not available.

**VIII.1.4 Genotoxicity**

Genotoxicity studies on acute human exposure to benzyl chloroformate were not available.

**VIII.1.5 Carcinogenicity**

Carcinogenicity studies on human exposure to benzyl chloroformate were not available.

**VIII.1.6 Summary**

No reports regarding lethal toxicity, non-lethal toxicity, developmental/reproductive toxicity, genotoxicity, or carcinogenicity were available.

**VIII.2. ANIMAL TOXICITY DATA**

**VIII.2.1 Acute Lethality**

Groups of five male and five female SPF Wistar rats were exposed to 18.6 or 84.6 ppm (analytical concentrations) benzyl chloroformate for 4-hours followed by a 14-day observation period (BASF, 1990). The nose-only exposures were performed in a 55 L glass-steel system; animals were restrained in tubes and noses projected into the chamber. Benzyl chloroformate concentrations were measured hourly during exposure using gas chromatography. Clinical signs noted during exposure included accelerated respiration and restlessness in the low-concentration group and irregular respiration, reddish nasal discharge, and restlessness in the high-concentration group. Clinical signs during the post-exposure observation period included accelerated respiration and ruffled fur in low-concentration rats and intermittent respiration, respiratory sounds, reddish nasal discharge, aggressiveness (males only), ruffled fur, and deteriorated general state. All clinical signs had resolved by day 2 post-exposure in the 18.6 ppm group and by day 5 post-exposure in survivors in the 84.6 ppm group. Body weight gain was decreased in high-concentration animals of both sexes during the first week after exposure; however animals surviving to study termination adjusted to normal body weight. There were no gross treatment-related effects noted at necropsy in animals surviving

**INTERIM 1: 05/2008**

**Methyl Chloroformate, Ethyl Chloroformate, Propyl Chloroformate, Isopropyl Chloroformate, Allyl Chloroformate, n-Butyl Chloroformate, Isobutyl Chloroformate, sec-Butyl Chloroformate, Ethyl Chlorothioformate, Benzyl Chloroformate, Phenyl Chloroformate, 2-Ethylhexyl Chloroformate**

to study termination. Gross examination of animals that died during the study showed lung emphysema with hyperemia and tympanism of the intestinal tract. An approximate LC<sub>50</sub> of 85 ppm was reported for male and female rats combined. Mortality data are summarized in Table VIII-1.

Cumulative lethality on day	18.6 ppm		84.6 ppm	
	Males	Females	Males	Females
0	0/5	0/5	0/5	1/5
1	-	-	-	-
2	-	-	-	3/5
7	-	-	-	-
14	-	-	2/5	-
<b>Total at end of study</b>	0/10		5/10	

\*BASF, 1990.

Death occurred in 0/12, 1/6, and 4/6 rats exposed to an “atmosphere enriched or saturated” with benzyl chloroformate vapor at 20°C for 1, 3, and 8 hours, respectively (BASF, 1973). Clinical signs included vigorous escape behavior, mucous membrane irritation, and dyspnea. Lung emphysema, dilation of the heart, and mottled liver were noted at necropsy.

**VIII.2.2 Non-lethal Toxicity**

Information on non-lethal toxicity in animals following inhalation exposure to benzyl chloroformate is not available.

**VIII.2.3 Developmental/Reproductive Toxicity**

No information on the developmental/reproductive toxicity of benzyl chloroformate was located in the available literature.

**VIII.2.4 Genotoxicity**

Benzyl chloroformate was negative in a reverse mutation assay in *Salmonella typhimurium* strains TA 98, TA 100, TA1535, and TA 1537 in the presence and absence of S9 mix (Allen and Panfili, 1986).

**VIII.2.5 Carcinogenicity**

No information on the carcinogenicity of benzyl chloroformate was located.

**VIII.2.6 Summary**

Animal toxicity data are limited for benzyl chloroformate. An approximate 4-hr rat LC<sub>50</sub> of 85 ppm was reported and no deaths were noted in rats exposed to 18.6 ppm for 4 hours. Benzyl chloroformate was negative for mutation in an Ames assay. No animal data developmental/reproductive toxicity or carcinogenicity were available.

**VIII.3. DATA ANALYSIS AND AEGL-1**

**VIII.3.1 Human Data Relevant to AEGL-1**

No human data consistent with the definition of AEGL-1 were available.

**VIII.3.2 Animal Data Relevant to AEGL-1**

No animal data consistent with the definition of AEGL-1 were available.

**V.III.3.3 Derivation of AEGL-1**

Data are insufficient for the derivation of AEGL-1 values for benzyl chloroformate. Therefore, AEGL-1 values are not recommended (Table VIII-2).

TABLE VIII-2. AEGL-1 Values for Benzyl Chloroformate					
Classification	10-Minute	30-Minute	1-Hour	4-Hour	8-Hour
AEGL-1	NR	NR	NR	NR	NR

NR: Not Recommended. Absence of derived AEGL-1 values does not imply that concentrations below AEGL-2 are without effect.

**VIII.4. DATA ANALYSIS AND AEGL-2**

**VIII.4.1 Human Data Relevant to AEGL-2**

No human data consistent with the definition of AEGL-2 were available.

**VIII.4.2 Animal Data Relevant to AEGL-2**

No animal data consistent with the definition of AEGL-2 were available.

**VIII.4.3 Derivation of AEGL-2**

No acute inhalation data consistent with the definition of AEGL-2 were available. Therefore, the AEGL-2 values for benzyl chloroformate will be based upon a 3-fold reduction in the AEGL-3 values; this is considered an estimate of a threshold for irreversible effects (NRC, 2001). This approach is justified based on the steep concentration curve with regard to lethality (4-hour rat mortality incidence: 0/10 at 18.6 ppm; 5/10 at 84.6 ppm BASF, 1990) and because observed clinical signs resolved (were reversible). The AEGL-2 values for benzyl chloroformate are presented in Table VIII-3, and the calculations for these AEGL-2 values are presented in Appendix VIII-A.



1  
2  
3  
4  
5  
6  
7  
8  
9  
10  
11  
12  
13  
14  
15  
16  
17  
18  
19  
20  
21  
22  
23  
24  
25  
26  
27  
28  
29  
30  
31  
32  
33  
34  
35  
36  
37  
38  
39  
40  
41  
42  
43  
44

TABLE VIII-3. AEGL-2 Values for Benzyl Chloroformate					
Classification	10-Minute	30-Minute	1-Hour	4-Hour	8-Hour
AEGL-2	1.2 ppm (8.7 mg/m <sup>3</sup> )	1.2 ppm (8.7 mg/m <sup>3</sup> )	0.97 ppm (6.7 mg/m <sup>3</sup> )	0.63 ppm (4.3 mg/m <sup>3</sup> )	0.31 ppm (2.2 mg/m <sup>3</sup> )

**VIII.5. DATA ANALYSIS AND AEGL-3**

**VIII.5.1 Human Data Relevant to AEGL-3**

No human data consistent with the definition of AEGL-3 were available.

**VIII.5.2 Animal Data Relevant to AEGL-3**

No deaths were noted in rats exposed to 18.6 ppm benzyl chloroformate for 4-hours, and an approximate LC<sub>50</sub> of 85 ppm was reported (BASF, 1990).

**VIII.5.3 Derivation of AEGL-3**

The concentration causing no deaths in rats (18.6 ppm) after a 4-hour exposure (BASF, 1990) will be used as the point-of-departure for benzyl chloroformate AEGL-3 values. Interspecies and intraspecies uncertainty factors of 3 each will be applied because benzyl chloroformate is highly reactive and clinical signs are likely caused by a direct chemical effect on the tissues; this type of effect is not expected to vary greatly between species or among individuals. Furthermore, inter- and intraspecies uncertainty factors of 3 each were also applied when AEGL-3 values were calculated for the structural analogs, methyl chloroformate (Section II.5.3), isopropyl chloroformate (Section V.5.3), and n-butyl chloroformate (Section VII.5.3), and these resulting AEGL values were considered protective when compared with chemical-specific, repeated-exposure data for these analogs. Thus, the total uncertainty factor is 10. The concentration-exposure time relationship for many irritant and systemically-acting vapors and gases may be described by  $c^n \times t = k$ , where the exponent, n, ranges from 0.8 to 3.5 (ten Berge et al., 1986). To obtain conservative and protective AEGL values in the absence of an empirically derived chemical-specific scaling exponent, temporal scaling was performed using n=3 when extrapolating to shorter time points (30-minutes and 1-hour) and n = 1 when extrapolating to longer time points (8-hours). The 30-minute AEGL-3 value is adopted as the 10-minute AEGL-3 value. The AEGL-3 values for benzyl chloroformate are presented in Table VIII-4, and the calculations for these AEGL-3 values are presented in Appendix VIII-A.

TABLE VIII-4. AEGL-3 Values for Benzyl Chloroformate					
Classification	10-Minute	30-Minute	1-Hour	4-Hour	8-Hour
AEGL-3	3.7 ppm (26 mg/m <sup>3</sup> )	3.7 ppm (26 mg/m <sup>3</sup> )	2.9 ppm (20 mg/m <sup>3</sup> )	1.9 ppm (13 mg/m <sup>3</sup> )	0.93 ppm (6.5 mg/m <sup>3</sup> )

**VIII.6. SUMMARY OF AEGLS**

**VIII.6.1 AEGL Values and Toxicity Endpoints**

Data were insufficient for derivation of AEGL-1 values for benzyl chloroformate; therefore, AEGL-1 values are not recommended. AEGL-2 values for benzyl chloroformate were based on a three-fold reduction of AEGL-3 values. AEGL-3 values for benzyl chloroformate were based on a concentration causing no mortality in a 4-hour rat study.

TABLE VIII-5. Summary of AEGL Values for Benzyl Chloroformate

Classification	10-minute	30-minute	1-hour	4-hour	8-hour
AEGL-1 (Nondisabling)	NR	NR	NR	NR	NR
AEGL-2 (Disabling)	1.2 ppm (8.7 mg/m <sup>3</sup> )	1.2 ppm (8.7 mg/m <sup>3</sup> )	0.97 ppm (6.7 mg/m <sup>3</sup> )	0.63 ppm (4.3 mg/m <sup>3</sup> )	0.31 ppm (2.2 mg/m <sup>3</sup> )
AEGL-3 (Lethal)	3.7 ppm (26 mg/m <sup>3</sup> )	3.7 ppm (26 mg/m <sup>3</sup> )	2.9 ppm (20 mg/m <sup>3</sup> )	1.9 ppm (13 mg/m <sup>3</sup> )	0.93 ppm (6.5 mg/m <sup>3</sup> )

**VIII.6.2. Comparison with Other Standards and Guidelines**

No extant values were located for benzyl chloroformate.

**VIII.6.3 Data Quality and Research Needs**

No human toxicity data were available. The only animal toxicity data available were from two rat studies.

**VIII.7. REFERENCES**

Allen, J. S. and Panfili, J. 1986. Ames Salmonella/mammalian-microsome testing of peptides and peptide synthesis reagents. Mutation Research. 170: 23-29.

BASF. 1973. Study of the acute inhalation hazard (rats). Inhalation hazard test. Benzyl chloroformate. Unpublished report, BASF Aktiengesellschaft, Experimental Toxicology and Ecology, Ludwigshafen, Germany. December 9, 1973.

BASF. 1990. Study on the acute inhalation toxicity LC<sub>50</sub> of benzyl chloroformate as a vapor in rats, 4-hour exposure. Project No. 13I0674/887075. Unpublished report, BASF Aktiengesellschaft, Experimental Toxicology and Ecology, Ludwigshafen, Germany. February 15, 1990.

NRC (National Research Council). 2001. Standing Operating Procedures for Developing Acute Exposure Guideline Levels for Hazardous Chemicals. National Academy Press, Washington, DC.

**INTERIM 1: 05/2008**

**Methyl Chloroformate, Ethyl Chloroformate, Propyl Chloroformate, Isopropyl Chloroformate, Allyl Chloroformate, n-Butyl Chloroformate, Isobutyl Chloroformate, sec-Butyl Chloroformate, Ethyl Chlorothioformate, Benzyl Chloroformate, Phenyl Chloroformate, 2-Ethylhexyl Chloroformate**

- 1 ten Berge, W.F., Zwart, A. and Appelman, L.M. 1986. Concentration-time mortality response relationship of
- 2 irritant and systemically acting vapours and gases. J. Hazardous Materials 13:301-309.

**INTERIM 1: 05/2008**

**Methyl Chloroformate, Ethyl Chloroformate, Propyl Chloroformate, Isopropyl Chloroformate, Allyl Chloroformate, n-Butyl Chloroformate, Isobutyl Chloroformate, sec-Butyl Chloroformate, Ethyl Chlorothioformate, Benzyl Chloroformate, Phenyl Chloroformate, 2-Ethylhexyl Chloroformate**

1  
2  
3

**APPENDIX VIII-A:**

**DERIVATION OF AEGL VALUES FOR BENZYL CHLOROFORMATE**

INTERIM 1: 05/2008

Methyl Chloroformate, Ethyl Chloroformate, Propyl Chloroformate, Isopropyl Chloroformate, Allyl Chloroformate, n-Butyl Chloroformate, Isobutyl Chloroformate, sec-Butyl Chloroformate, Ethyl Chlorothioformate, Benzyl Chloroformate, Phenyl Chloroformate, 2-Ethylhexyl Chloroformate

1  
2  
3  
4  
5

**DERIVATION OF AEGL-1 VALUES FOR BENZYL CHLOROFORMATE**

AEGL-1 values for benzyl chloroformate are not recommended.

**INTERIM 1: 05/2008**

**Methyl Chloroformate, Ethyl Chloroformate, Propyl Chloroformate, Isopropyl Chloroformate, Allyl Chloroformate, n-Butyl Chloroformate, Isobutyl Chloroformate, sec-Butyl Chloroformate, Ethyl Chlorothioformate, Benzyl Chloroformate, Phenyl Chloroformate, 2-Ethylhexyl Chloroformate**

1  
2  
3 **Derivation of AEGL-2 Values for Benzyl Chloroformate**  
4

5  
6 Key study: BASF, 1990  
7

8 Toxicity Endpoint: 1/3 of the AEGL-3 values  
9

10  
11  
12  
13

14	<u>10-min AEGL-2:</u>	$3.7 \text{ ppm} \div 3 = 1.2 \text{ ppm}$
15		
16	<u>30-min AEGL-2:</u>	$3.7 \text{ ppm} \div 3 = 1.2 \text{ ppm}$
17		
18	<u>1-hr AEGL-2:</u>	$2.9 \text{ ppm} \div 3 = 0.97 \text{ ppm}$
19		
20	<u>4-hr AEGL-2:</u>	$1.9 \text{ ppm} \div 3 = 0.63 \text{ ppm}$
21		
22	<u>8-hr AEGL-2:</u>	$0.93 \text{ ppm} \div 3 = 0.31 \text{ ppm}$

**INTERIM 1: 05/2008**

**Methyl Chloroformate, Ethyl Chloroformate, Propyl Chloroformate, Isopropyl Chloroformate, Allyl Chloroformate, n-Butyl Chloroformate, Isobutyl Chloroformate, sec-Butyl Chloroformate, Ethyl Chlorothioformate, Benzyl Chloroformate, Phenyl Chloroformate, 2-Ethylhexyl Chloroformate**

**DERIVATION OF AEGL-3 VALUES FOR BENZYL CHLOROFORMATE**

Key study: BASF, 1990

Toxicity Endpoint: Concentration causing no mortality in 4-hour rat study (18.6 ppm)

Scaling: 30-minutes and 1-hr

$$C^3 \times t = k$$

$$(18.6 \text{ ppm})^3 \times 4 \text{ hr} = 25739 \text{ ppm}^3\text{hr}$$

8-hours

$$C^1 \times t = k$$

$$(18.6 \text{ ppm})^1 \times 4 \text{ hr} = 74.4 \text{ ppm}^3\text{hr}$$

Uncertainty Factors:

3 for interspecies variability

3 for intraspecies variability

10-min AEGL-3: 30-minute value adopted as 10-minute value = 3.7 ppm

30-min AEGL-3

$$C^3 \times 0.5 \text{ hr} = 25739 \text{ ppm}^3\text{hr}$$

$$C^3 = 51478 \text{ ppm}^3$$

$$C = 37.2 \text{ ppm}$$

$$30\text{-min AEGL-3} = 37.2/10 = 3.7 \text{ ppm}$$

1-hr AEGL-3

$$C^3 \times 1 \text{ hr} = 25739 \text{ ppm}^3\text{hr}$$

$$C^3 = 25739 \text{ ppm}^3$$

$$C = 29.5 \text{ ppm}$$

$$1\text{-hr AEGL-3} = 29/10 = 2.9 \text{ ppm}$$

4-hr AEGL-3

$$4\text{-hr AEGL-3} = 18.6/10 = 1.9 \text{ ppm}$$

8-hr AEGL-3

$$C^1 \times 8 \text{ hr} = 74.4 \text{ ppm}^3\text{hr}$$

$$C^1 = 9.3 \text{ ppm}$$

$$C = 9.3 \text{ ppm}$$

$$8\text{-hr AEGL-3} = 9.3/10 = 0.93 \text{ ppm}$$

**INTERIM 1: 05/2008**

**Methyl Chloroformate, Ethyl Chloroformate, Propyl Chloroformate, Isopropyl Chloroformate, Allyl Chloroformate, n-Butyl Chloroformate, Isobutyl Chloroformate, sec-Butyl Chloroformate, Ethyl Chlorothioformate, Benzyl Chloroformate, Phenyl Chloroformate, 2-Ethylhexyl Chloroformate**

1  
2  
3

**APPENDIX VIII-B:**

**Derivation Summary for Benzyl Chloroformate AEGLS**



**INTERIM 1: 05/2008**

**Methyl Chloroformate, Ethyl Chloroformate, Propyl Chloroformate, Isopropyl Chloroformate, Allyl Chloroformate, n-Butyl Chloroformate, Isobutyl Chloroformate, sec-Butyl Chloroformate, Ethyl Chlorothioformate, Benzyl Chloroformate, Phenyl Chloroformate, 2-Ethylhexyl Chloroformate**

1  
2  
3  
4  
5  
6  
7  
8  
9  
10  
11  
12  
13  
14  
15  
16  
17  
18

<b>AEGL-1 VALUES FOR BENZYL CHLOROFORMATE</b>				
<b>10 minutes</b>	<b>30 minutes</b>	<b>1 hour</b>	<b>4 hour</b>	<b>8 hour</b>
<b>NR</b>	<b>NR</b>	<b>NR</b>	<b>NR</b>	<b>NR</b>
Key Reference: Chemical-specific data were insufficient for deriving AEGL-1 values.				
Test Species/Strain/Number:				
Exposure Route/Concentrations/Durations:				
Effects:				
Endpoint/Concentration/Rationale:				
Uncertainty Factors/Rationale:				
Modifying Factor:				
Animal to Human Dosimetric Adjustment:				
Time Scaling:				
Data Quality and Research Needs: No chemical-specific data were available for derivation of AEGL-1 values for benzyl chloroformate.				

**INTERIM 1: 05/2008**

**Methyl Chloroformate, Ethyl Chloroformate, Propyl Chloroformate, Isopropyl Chloroformate, Allyl Chloroformate, n-Butyl Chloroformate, Isobutyl Chloroformate, sec-Butyl Chloroformate, Ethyl Chlorothioformate, Benzyl Chloroformate, Phenyl Chloroformate, 2-Ethylhexyl Chloroformate**

1  
2  
3  
4  
5  
6  
7  
8  
9  
10  
11  
12  
13  
14  
15  
16  
17  
18  
19

<b>AEGL-2 VALUES FOR BENZYL CHLOROFORMATE</b>				
<b>10-Minute</b>	<b>30-Minute</b>	<b>1-Hour</b>	<b>4-Hour</b>	<b>8-Hour</b>
<b>1.2 ppm</b>	<b>1.2 ppm</b>	<b>0.97 ppm</b>	<b>0.63 ppm</b>	<b>0.31 ppm</b>
Key Reference: BASF. 1990. Study on the acute inhalation toxicity LC <sub>50</sub> of benzyl chloroformate as a vapor in rats, 4-hour exposure. Project No. 13I0674/887075. Unpublished report, BASF Aktiengesellschaft, Experimental Toxicology and Ecology, Ludwigshafen, Germany. February 15, 1990.				
Test Species/Strain/Number: See AEGL-3 Derivation summary table				
Exposure Route/Concentrations/Durations: See AEGL-3 Derivation summary table				
Effects: See AEGL-3 Derivation summary table				
Endpoint/Concentration/Rationale: 3-fold reduction of AEGL-3 values. Considered a threshold for the inability to escape. This approach is justified based on the steep concentration curve with regard to lethality (4-hour rat mortality incidence: 0/10 at 18.6 ppm; 5/10 at 85 ppm; BASF, 1990) and because observed clinical signs resolved (were reversible).				
Uncertainty Factors/Rationale: See AEGL-3 Derivation summary table				
Modifying Factor: NA				
Animal to Human Dosimetric Adjustment: NA				
Time Scaling: See AEGL-3 Derivation summary table				
Data quality and research needs: See AEGL-3 Derivation summary table.				

**INTERIM 1: 05/2008**

**Methyl Chloroformate, Ethyl Chloroformate, Propyl Chloroformate, Isopropyl Chloroformate, Allyl Chloroformate, n-Butyl Chloroformate, Isobutyl Chloroformate, sec-Butyl Chloroformate, Ethyl Chlorothioformate, Benzyl Chloroformate, Phenyl Chloroformate, 2-Ethylhexyl Chloroformate**

1  
2  
3  
4  
5  
6  
7  
8  
9  
10  
11  
12  
13  
14  
15  
16  
17  
18  
19  
20  
21  
22  
23  
24  
25  
26  
27  
28  
29  
30

<b>AEGL-3 VALUES FOR BENZYL CHLOROFORMATE</b>				
<b>10-Minute</b>	<b>30-Minute</b>	<b>1-Hour</b>	<b>4-Hour</b>	<b>8-Hour</b>
<b>3.7 ppm</b>	<b>3.7 ppm</b>	<b>2.9 ppm</b>	<b>1.9 ppm</b>	<b>0.93 ppm</b>
Key Reference: BASF. 1990. Study on the acute inhalation toxicity LC <sub>50</sub> of benzyl chloroformate as a vapor in rats, 4-hour exposure. Project No. 13I0674/887075. Unpublished report, BASF Aktiengesellschaft, Experimental Toxicology and Ecology, Ludwigshafen, Germany. February 15, 1990.				
Test Species/Strain/Sex/Number: Sprague Dawley rats/ 5/sex/group				
Exposure Route/Concentrations/Durations: Rats/Inhalation/4 hours (Concentration causing no mortality, 18.6 ppm, was the point-of-departure for AEGL-3)				
Endpoint/Concentration/Rationale: Concentration causing no mortality/18.6 ppm/Estimated threshold for death for 4 hour exposure in rats				
Effects: No mortality = 18.6 ppm; 5/10 dead = 84.6 ppm				
Uncertainty Factors/Rationale: Interspecies = 3: Intraspecies = 3: Benzyl chloroformate is highly reactive and clinical signs are likely caused by a direct chemical effect on the tissues; this type of effect is not expected to vary greatly between species or among individuals. Furthermore, inter- and intraspecies uncertainty factors of 3 each were also applied when AEGL-3 values were calculated for the structural analogs, methyl chloroformate (Section II.5.3), isopropyl chloroformate (Section V.5.3), and n-butyl chloroformate (Section VII.5.3), and these resulting AEGL values were considered protective when compared with chemical-specific, repeated-exposure data for these analogs.				
Modifying Factor: NA				
Animal to Human Dosimetric Adjustment: Insufficient data				
Time Scaling: $c^n \times t = k$ , where $n=3$ when extrapolating to shorter time points (30-minutes and 1-hour) and $n = 1$ when extrapolating to longer time points (8-hours). 30-minute AEGL-3 value was adopted as the 10-minute AEGL-3 value.				
Data Quality and Research Needs: Sparse data set.				

**INTERIM 1: 05/2008**

**Methyl Chloroformate, Ethyl Chloroformate, Propyl Chloroformate, Isopropyl Chloroformate, Allyl Chloroformate, n-Butyl Chloroformate, Isobutyl Chloroformate, sec-Butyl Chloroformate, Ethyl Chlorothioformate, Benzyl Chloroformate, Phenyl Chloroformate, 2-Ethylhexyl Chloroformate**

1  
2  
3

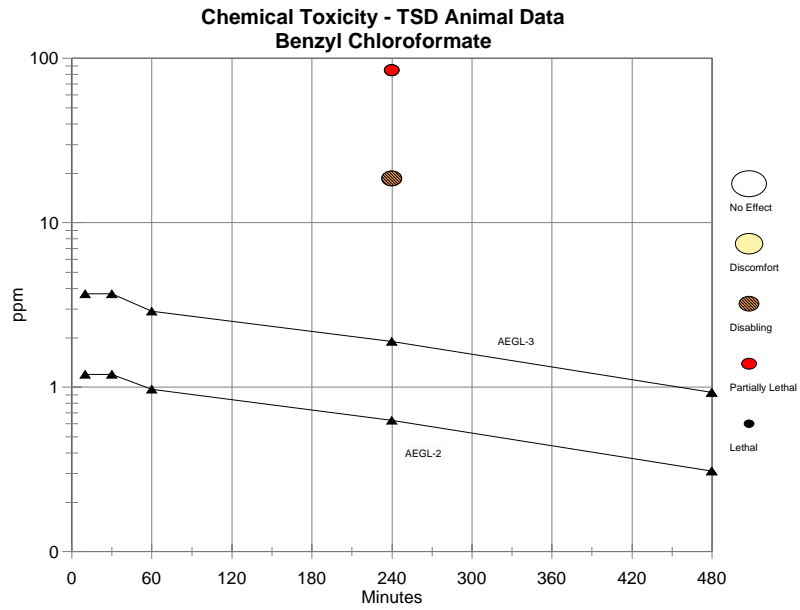
**APPENDIX VIII-C:**

**Category Plot for Benzyl Chloroformate**

**INTERIM 1: 05/2008**

**Methyl Chloroformate, Ethyl Chloroformate, Propyl Chloroformate, Isopropyl Chloroformate, Allyl Chloroformate, n-Butyl Chloroformate, Isobutyl Chloroformate, sec-Butyl Chloroformate, Ethyl Chlorothioformate, Benzyl Chloroformate, Phenyl Chloroformate, 2-Ethylhexyl Chloroformate**

1



**INTERIM 1: 05/2008**

**Methyl Chloroformate, Ethyl Chloroformate, Propyl Chloroformate, Isopropyl Chloroformate, Allyl Chloroformate, n-Butyl Chloroformate, Isobutyl Chloroformate, sec-Butyl Chloroformate, Ethyl Chlorothioformate, Benzyl Chloroformate, Phenyl Chloroformate, 2-Ethylhexyl Chloroformate**

**TABLE OF CONTENTS: CHAPTER IX: PHENYL CHLOROFORMATE**

1

2

3

4

5 LIST OF TABLES . . . . . IX-3

6

7 SUMMARY . . . . . IX-4

8

9 IX.1. HUMAN TOXICITY DATA . . . . . IX-5

10 IX.1.1 Acute Lethality . . . . . IX-5

11 IX.1.2 Non-lethal Toxicity . . . . . IX-5

12 IX.1.3 Developmental/Reproductive Toxicity . . . . . IX-5

13 IX.1.4 Genotoxicity . . . . . IX-5

14 IX.1.5 Carcinogenicity . . . . . IX-5

15 IX.1.6 Summary . . . . . IX-5

16

17 IX.2. ANIMAL TOXICITY DATA . . . . . IX-5

18 IX.2.1 Acute Lethality . . . . . IX-5

19 IX.2.1.1 Rats . . . . . IX-5

20 IX.2.2 Non-lethal Toxicity . . . . . IX-8

21 IX.2.2.1 Mice . . . . . IX-8

22 IX.2.3 Developmental/Reproductive Toxicity . . . . . IX-8

23 IX.2.4 Genotoxicity . . . . . IX-8

24 IX.2.5 Carcinogenicity . . . . . IX-8

25 IX.2.6 Summary . . . . . IX-9

26

27

28 IX.3. DATA ANALYSIS AND AEGL-1 . . . . . IX-9

29 IX.3.1 Human Data Relevant to AEGL-1 . . . . . IX-9

30 IX.3.2 Animal Data Relevant to AEGL-1 . . . . . IX-9

31 IX.3.3 Derivation of AEGL-1 . . . . . IX-9

32

33 IX.4. DATA ANALYSIS AND AEGL-2 . . . . . IX-9

34 IX.4.1 Human Data Relevant to AEGL-2 . . . . . IX-9

35 IX.4.2 Animal Data Relevant to AEGL-2 . . . . . IX-9

36 IX.4.3 Derivation of AEGL-2 . . . . . IX-9

37

38 IX.5. DATA ANALYSIS AND AEGL-3 . . . . . IX-10

39 IX.5.1 Human Data Relevant to AEGL-3 . . . . . IX-10

40 IX.5.2 Animal Data Relevant to AEGL-3 . . . . . IX-10

41 IX.5.3 Derivation of AEGL-3 . . . . . IX-10

42

43 IX.6. SUMMARY OF AEGLS . . . . . IX-11

44 IX.6.1 AEGL Values and Toxicity Endpoints . . . . . IX-11

45 IX.6.2 Comparison with Other Standards and Guidelines . . . . . IX-11

46 IX.6.3 Data Quality and Research Needs . . . . . IX-11

1  
2 IX.7. REFERENCES ..... IX-11  
3  
4 APPENDIX IX-A: Derivation of AEGL Values Phenyl Chloroformate ..... IX-A-1  
5  
6 APPENDIX IX-B: Derivation Summary Tables for Phenyl Chloroformate AEGLs ..... IX-B-1  
7  
8 APPENDIX IX-C: Category Plot for Phenyl Chloroformate ..... IX-C-1  
9  
10 APPENDIX IX-D: Benchmark Concentration Calculation for Phenyl Chloroformate ..... IX-D-1  
11  
12  
13

14 **LIST OF TABLES**

15  
16 Summary of AEGL Values for Phenyl Chloroformate ..... IX-4  
17  
18 IX-1. Mortality in Rats Exposed to Phenyl Chloroformate for 4 hours ..... IX-6  
19  
20 IX-2. Mortality in Rats Exposed to Phenyl Chloroformate for 4 hours ..... IX-7  
21  
22 IX-3. Mortality in Rats Exposed to Phenyl Chloroformate for 4 hours ..... IX-7  
23  
24 IX-4. Exposure of Male Swiss Webster Mice to Phenyl Chloroformate for 30 minutes ..... IX-8  
25  
26 IX-5. AEGL-1 Values for Phenyl Chloroformate ..... IX-9  
27  
28 IX-6. AEGL-2 Values for Phenyl Chloroformate ..... IX-10  
29  
30 IX-7. AEGL-3 Values for Phenyl Chloroformate ..... IX-11  
31  
32 IX-8. Summary of AEGL Values for Phenyl Chloroformate ..... IX-11  
33  
34  
35



**SUMMARY: PHENYL CHLOROFORMATE**

Data were insufficient for the derivation of AEGL-1 values for phenyl chloroformate. Therefore, AEGL-1 values are not recommended for phenyl chloroformate.

No acute inhalation data consistent with the definition of AEGL-2 with both concentration and duration information were available. Therefore, the AEGL-2 values for phenyl chloroformate were based upon a 3-fold reduction in the AEGL-3 values; this is considered an estimate of a threshold for irreversible effects (NRC, 2001). This approach is justified based on the steep concentration curve with regard to lethality (4-hour rat mortality incidence: 2/10 at 15.6 ppm; 7/10 at 44.5 ppm; 9/10 at 74.9 ppm; BASF, 1990; Hoechst, 1989), and because observed clinical signs resolved (were reversible) at 15.6 ppm (BASF, 1990).

The 4-hour rat BMCL<sub>05</sub> of 3.6 ppm from the combined BASF (1990) and Hoechst (1989) studies was used as the point-of-departure for phenyl chloroformate AEGL-3 values. Interspecies and intraspecies uncertainty factors of 3 each were applied because phenyl chloroformate is highly reactive and clinical signs are likely caused by a direct chemical effect on the tissues; this type of effect is not expected to vary greatly between species or among individuals. Furthermore, inter- and intraspecies uncertainty factors of 3 each were also applied when AEGL-3 values were calculated for the structural analogs, methyl chloroformate (Section II.5.3), isopropyl chloroformate (Section V.5.3), and n-butyl chloroformate (Section VII.5.3), and these resulting AEGL values were considered protective when compared with chemical-specific, repeated-exposure data for these analogs. Thus, the total uncertainty factor is 10. The concentration-exposure time relationship for many irritant and systemically-acting vapors and gases may be described by  $c^n \times t = k$ , where the exponent, n, ranges from 0.8 to 3.5 (ten Berge et al., 1986). To obtain conservative and protective AEGL values in the absence of an empirically derived chemical-specific scaling exponent, temporal scaling was performed using n=3 when extrapolating to shorter time points (30-minutes and 1-hour) and n = 1 when extrapolating to longer time points (8-hours). The 30-minute AEGL-3 value is adopted as the 10-minute AEGL-3 value.

Summary of AEGL Values For Phenyl Chloroformate						
Classification	10-Minute	30-Minute	1-Hour	4-Hour	8-Hour	Endpoint (Reference)
AEGL-1 (Nondisabling)	NR	NR	NR	NR	NR	Insufficient data
AEGL-2 (Disabling)	0.24 ppm (1.5 mg/m <sup>3</sup> )	0.24 ppm (1.5 mg/m <sup>3</sup> )	0.19 ppm (1.2 mg/m <sup>3</sup> )	0.12 ppm (0.77 mg/m <sup>3</sup> )	0.060 ppm (0.38 mg/m <sup>3</sup> )	1/3 the AEGL-3 values (BASF, 1990; Hoechst, 1989)
AEGL-3 (Lethality)	0.72 ppm (4.6 mg/m <sup>3</sup> )	0.72 ppm (4.6 mg/m <sup>3</sup> )	0.57 ppm (3.6 mg/m <sup>3</sup> )	0.36 ppm (2.3 mg/m <sup>3</sup> )	0.18 ppm (1.2 mg/m <sup>3</sup> )	4-hr rat BMCL <sub>05</sub> (BASF, 1990; Hoechst, 1989)

NR: Not Recommended. However, absence of a derived AEGL-1 value does not imply that exposure below the AEGL-2 is without adverse effects.

1  
2  
3  
4  
5  
6  
7  
8  
9  
10  
11  
12  
13  
14  
15  
16  
17  
18  
19  
20  
21  
22  
23  
24  
25  
26  
27  
28  
29  
30  
31  
32  
33  
34  
35  
36  
37  
38  
39  
40  
41  
42  
43  
44  
45  
46

**IX.1. HUMAN TOXICITY DATA**

**IX.1.1 Acute Lethality**

Information concerning death in humans following inhalation exposure to phenyl chloroformate is not available.

**IX.1.2 Non-lethal Toxicity**

Information concerning non-lethal toxicity in humans following inhalation exposure to phenyl chloroformate is not available.

**IX.1.3 Developmental/Reproductive Toxicity**

Developmental/reproductive studies regarding acute human exposure to phenyl chloroformate were not available.

**IX.1.4 Genotoxicity**

Genotoxicity studies regarding acute human exposure to phenyl chloroformate were not available.

**IX.1.5 Carcinogenicity**

Carcinogenicity studies regarding human exposure to phenyl chloroformate were not available.

**IX.1.6 Summary**

No reports regarding lethal toxicity, non-lethal toxicity, developmental/reproductive toxicity, genotoxicity, or carcinogenicity were available.

**IX.2. ANIMAL TOXICITY DATA**

**IX.2.1 Acute Lethality**

**IX.2.1.1 Rats**

Groups of five male and five female SPF Wistar rats were exposed to 15.6, 74.9, or 159.3 ppm (analytical concentrations) phenyl chloroformate for 4-hours followed by a 14-day observation period (BASF, 1990). The nose-only exposures were performed in a 55 L glass-steel system; animals were restrained in tubes and noses projected into the chamber. Phenyl chloroformate concentrations were measured hourly during exposure using gas chromatography. Clinical signs noted during exposure included accelerated respiration and restlessness in the low-concentration group, irregular/intermittent respiration, eyelid closure, salivation, nasal discharge, escape attempts, and decreased pain reflex in mid- and high-concentration animals. Clinical signs during the post-exposure observation period included accelerated respiration, respiratory sounds, reddish ocular and nasal discharge and aggressiveness in all exposure groups. In addition, squatting position, urine-contaminated fur, high-stepping gait, and deteriorated general state were noted in mid- and high-concentration animals, and piloerection was noted only in high-concentration animals. All clinical signs in

1 low-concentration animals had resolved by day 3 post-exposure; clinical signs persisted through observation  
 2 day 13 in mid- and high-concentration animals. Body weight gain was decreased (compared to historical  
 3 controls) in low-concentration males and females and in mid-concentration males during the first week after  
 4 exposure; however animals surviving to study termination adjusted to normal body weight. Body weight  
 5 gain of mid-concentration females and high-concentration males and females was decreased during week one  
 6 of the observation period; all animals in these groups died by week 2. There were no gross treatment-related  
 7 effects noted at necropsy in low-concentration males and females surviving to study termination. One male  
 8 rat in the mid-concentration group exhibited small atelectatic areas in the lung. Gross examination of  
 9 animals that died during the study showed lung emphysema with hyperemia and pneumonia and necrotic foci  
 10 and grey-brown lobular periphery of the liver. Four-hour LC<sub>50</sub> values of 46.8 ppm, 15.8 ppm and 28 ppm  
 11 (95% CI: 16-48 ppm) were reported for male rats, female rats, male and female rats combined, respectively.  
 12 BMCL<sub>05</sub> and BMC<sub>01</sub> values were calculated and are presented in Table IX-1; however, the toxicological  
 13 validity of these values is questionable because of a lack of study concentrations in the lower portion of the  
 14 concentration-response curve. Mortality data are summarized in Table IX-1.  
 15

16

<b>Table IX-1. Mortality in Rats Exposed to Phenyl Chloroformate for 4 hours*</b>			
	<b>Males</b>	<b>Females</b>	<b>Combined Males and Females</b>
<b>15.6 ppm</b>	<b>0/5</b>	<b>2/5</b>	<b>2/10</b>
<b>74.9 ppm</b>	<b>4/5</b>	<b>5/5</b>	<b>9/10</b>
<b>159.3 ppm</b>	<b>5/5</b>	<b>5/5</b>	<b>10/10</b>
<b>LC<sub>50</sub></b>			
<b>46.8 ppm</b>	<b>15.8 ppm</b>	<b>28 ppm</b>	
<b>BMCL<sub>05</sub></b>			
<b>7.45 ppm</b>	<b>0.49 ppm</b>	<b>3.2 ppm</b>	
<b>BMC<sub>01</sub></b>			
<b>45.8 ppm</b>	<b>8.99 ppm</b>	<b>41.5 ppm</b>	

25 \*BASF, 1990

26  
 27 Groups of five male and five female SPF Wistar rats were exposed to 1.76, 44.5, 97, 156 or 311 ppm  
 28 (analytical concentrations) phenyl chloroformate for 4-hours followed by a 14-day observation period  
 29 (Hoechst, 1989). The nose-only exposures were performed in a 60-L glass and stainless steel exposure  
 30 chamber operated under dynamic flow conditions. Phenyl chloroformate concentrations were measured  
 31 every 60 minutes during exposure using gas chromatography. Clinical signs noted in all treatment-groups in  
 32 a concentration-related manner included irregular respiration, gasping, wheezing, staggered gait, squatting  
 33 posture, ruffled fur, cyanosis, shivering, squinting, red ocular discharge, salivation, red nasal discharge, and  
 34 sneezing. Additionally, foamy nasal discharge and corneal cloudiness were noted in the 156 and 311 ppm  
 35 groups. Body weight gain was decreased in both sexes after exposure, but animals surviving to study  
 36 termination regained initial body weight. Light beige-colored lungs with dark red foci on the lungs were  
 37 noted at necropsy in animals surviving to study termination from the 44.5 ppm group. Gross examination of  
 38 animals that died during the study showed dark red colored lungs with red foci, foamy liquid in the lungs,  
 39 dark colored liver and adrenals, and light-colored spleen. Four hour LC<sub>50</sub> values of 38.9 ppm and 43 ppm  
 40 were calculated for males and females, respectively. Mortality data are summarized in Table IX-2.  
 41

1  
2  
3  
4  
5  
6  
7  
8  
9  
10  
11  
12  
13  
14  
15  
16  
17  
18  
19  
20  
21  
22  
23  
24  
25  
26  
27  
28  
29  
30  
31  
32  
33  
34

Table IX-2. Mortality in Rats Exposed to Phenyl Chloroformate for 4 hours*			
	Males	Females	Combined Males and Females
1.76 ppm	0/5	0/5	0/10
44.5 ppm	4/5	3/5	7/10
97 ppm	5/5	4/5	9/10
156 ppm	5/5	5/5	10/10
311 ppm	5/5	5/5	10/10
LC <sub>50</sub>	38.9 ppm	43 ppm	39.6 ppm
BMCL <sub>05</sub>	0.68 ppm	1.9 ppm	1.33 ppm
BMC <sub>01</sub>	27 ppm	31 ppm	5.3 ppm

\*Hoechst, 1989

Table IX-3 summarizes the mortality data from the BASF (1990) and Hoechst (1989) studies combined. Because mortality results are similar in both studies, the data sets were combined to provide a more complete concentration-response curve, especially at the lower-concentration portion of the curve. Combination of the data sets is justified because both studies are nose-only exposures of Wistar rats and mortality data are similar for both studies.

Table IX-3. Mortality in Rats Exposed to Phenyl Chloroformate for 4 hours*				
	Males	Females	Combined Males and Females	Reference
1.76 ppm	0/5	0/5	0/10	Hoechst, 1989
15.6 ppm	0/5	2/5	2/10	BASF, 1990
44.5 ppm	4/5	3/5	7/10	Hoechst, 1989
74.9 ppm	4/5	5/5	9/10	BASF, 1990
97 ppm	5/5	4/5	9/10	Hoechst, 1989
156 ppm	5/5	5/5	10/10	Hoechst, 1989
159.3 ppm	5/5	5/5	10/10	BASF, 1990
311 ppm	5/5	5/5	10/10	Hoechst, 1989
LC <sub>50</sub>	37.6 ppm	24.2 ppm	30.0 ppm	
BMCL <sub>05</sub>	6.3 ppm	0.82 ppm	3.6 ppm	
BMC <sub>01</sub>	12.4 ppm	2.6 ppm	5.4 ppm	

\*BASF, 1990; Hoechst, 1989 Data Combined

1 Death occurred in 0/10 rats exposed to 200 ppm phenyl chloroformate for 1 hour (BASF, 1970). Clinical  
 2 signs included mucous membrane irritation. No gross effects were noted at necropsy.

3  
 4 Death occurred in 0/12, 4/6, 6/6, and 6/6 rats exposed to an “atmosphere enriched or saturated” with  
 5 phenyl chloroformate vapor at 20EC for 3 minutes, 10 minutes, 30, minutes, and 1 hour, respectively  
 6 (BASF, 1970). Clinical signs included vigorous escape behavior, mucous membrane irritation, and altered  
 7 respiration. Lung edema was noted at necropsy.

8  
 9  
 10 **IX.2.2 Non-lethal Toxicity**

11 **IX.2.2.1 Mice**

12  
 13 Following a 10-minute fresh air control period, groups of four male Swiss-Webster mice were exposed  
 14 head only to concentrations of 0, 4.5, 6.25, 12.5, 17.5, 25, 50, or 100 ppm phenyl chloroformate aerosol for  
 15 30 minutes (Carpenter, 1982). The mice were then removed to fresh air for a 10 minute recovery period,  
 16 while respiratory rates were monitored continuously. Undiluted phenyl chloroformate was delivered to a Pitt  
 17 #1 aerosol generator via a 2 cc syringe, driven by a pump at a known rate. Aerosol was directed into a 9 L  
 18 stainless steel chamber which was continuously evacuated at 20 L/min. An RD<sub>50</sub> of 19.5 ppm was  
 19 calculated. Results are summarized in Table IX-4.

20  
 21 **TABLE IX-4. Exposure of Male Swiss-Webster Mice to Phenyl Chloroformate for 30 minutes\***

22 Concentration (ppm)	23 Respiratory rates (control/exposed)	24 % Decrease in respiratory rate	25 Mortality Within 24-hrs
26 4.5	285/240	16.1	0/4
27 6.25	250/180	26.0	0/4
28 12.5	265/145	45.3	0/4
29 17.5	265/140	47.2	0/4
30 25	250/90	64.0	0/4
31 50	200/70	65.0	0/4
32 100	245/50	79.6	0/4

33 \*Carpenter, 1982

34  
 35 **IX.2.3 Developmental/Reproductive Toxicity**

36  
 37 No information concerning the developmental/reproductive toxicity of phenyl chloroformate was located  
 38 in the available literature.

39  
 40 **IX.2.4 Genotoxicity**

41  
 42 No information concerning the genotoxicity of phenyl chloroformate was located in the available  
 43 literature.

1 **IX.2.5 Carcinogenicity**

2  
3 No information concerning the carcinogenicity of phenyl chloroformate was located in the available  
4 literature.

6 **IX.2.6 Summary**

7  
8 Animal data are limited for phenyl chloroformate. Two 4-hour rat inhalation studies were available,  
9 yielding LC<sub>50</sub> values of 28 ppm (BASF, 1990) and 39.6 ppm (Hoechst, 1989). No mortality was noted in rats  
10 exposed to 200 ppm phenyl chloroformate for 1 hour (BASF, 1970). A 30-min RD<sub>50</sub> of 19.5 ppm phenyl  
11 chloroformate was reported for male Swiss-Webster mice (Carpenter, 1982). No animal data regarding  
12 developmental/reproductive toxicity, genotoxicity, or carcinogenicity were available.

14 **IX.3. DATA ANALYSIS AND AEGL-1**

15 **IX.3.1 Human Data Relevant to AEGL-1**

16  
17 No human data consistent with the definition of AEGL-1 were available.

19 **IX.3.2 Animal Data Relevant to AEGL-1**

20  
21 No animal data consistent with the definition of AEGL-1 were available.

23 **IX.3.3 Derivation of AEGL-1**

24  
25 Data are insufficient for the derivation of AEGL-1 values for phenyl chloroformate. Therefore, AEGL-1  
26 values are not recommended (Table IX-5).

28

TABLE IX-5. AEGL-1 Values for Phenyl Chloroformate					
Classification	10-Minute	30-Minute	1-Hour	4-Hour	8-Hour
AEGL-1	NR	NR	NR	NR	NR

31 NR: Not Recommended. Absence of derived AEGL-1 values does not imply that concentrations below AEGL-2 are without  
32 effect.

34 **IX.4. DATA ANALYSIS AND AEGL-2**

35 **IX.4.1 Human Data Relevant to AEGL-2**

36  
37 No human data consistent with the definition of AEGL-2 were available.

39 **IX.4.2 Animal Data Relevant to AEGL-2**

40  
41 No animal data consistent with the definition of AEGL-2 were available.

43 **IX.4.3 Derivation of AEGL-2**

44  
45 No acute inhalation data consistent with the definition of AEGL-2 were available. Therefore, the AEGL-

2 values for phenyl chloroformate will be based upon a 3-fold reduction in the AEGL-3 values; this is considered an estimate of a threshold for irreversible effects (NRC, 2001). This approach is justified based on the steep concentration curve with regard to lethality (4-hour rat mortality incidence: 2/10 at 15.6 ppm; 7/10 at 44.5 ppm; 9/10 at 74.9 ppm; BASF, 1990; Hoechst, 1989), and because observed clinical signs resolved (were reversible) at 15.6 ppm (BASF, 1990). The AEGL-2 values for phenyl chloroformate are presented in Table IX-6, and the calculations for these AEGL-2 values are presented in Appendix IX-A.

TABLE IX-6. AEGL-2 Values for Phenyl Chloroformate

Classification	10-Minute	30-Minute	1-Hour	4-Hour	8-Hour
AEGL-2	0.24 ppm (1.5 mg/m <sup>3</sup> )	0.24 ppm (1.5 mg/m <sup>3</sup> )	0.19 ppm (1.2 mg/m <sup>3</sup> )	0.12 ppm (0.77 mg/m <sup>3</sup> )	0.060 ppm (0.38 mg/m <sup>3</sup> )

## IX.5. DATA ANALYSIS AND AEGL-3

### IX.5.1 Human Data Relevant to AEGL-3

No human data consistent with the definition of AEGL-3 were available.

### IX.5.2 Animal Data Relevant to AEGL-3

Four-hour LC<sub>50</sub> values of 28 ppm (BASF, 1990) and 39.6 ppm (Hoechst, 1989) have been reported for combined male and female rat data. A 4-hour LC<sub>50</sub> value of 30.00 ppm and BMCL<sub>05</sub> value of 3.6 ppm was calculated for male and female rats when the BASF (1990) and Hoechst (1989) studies were combined.

### IX.5.3 Derivation of AEGL-3

The 4-hour rat BMCL<sub>05</sub> of 3.6 ppm from the combined BASF (1990) and Hoechst (1989) studies will be used as the point-of-departure for phenyl chloroformate AEGL-3 values. Interspecies and intraspecies uncertainty factors of 3 each will be applied because phenyl chloroformate is highly reactive and clinical signs are likely caused by a direct chemical effect on the tissues; this type of effect is not expected to vary greatly between species or among individuals. Furthermore, inter- and intraspecies uncertainty factors of 3 each were also applied when AEGL-3 values were calculated for the structural analogs, methyl chloroformate (Section II.5.3), isopropyl chloroformate (Section V.5.3), and n-butyl chloroformate (Section VII.5.3), and these resulting AEGL values were considered protective when compared with chemical-specific, repeated-exposure data for these analogs. Thus, the total uncertainty factor is 10. The concentration-exposure time relationship for many irritant and systemically-acting vapors and gases may be described by  $c^n \times t = k$ , where the exponent, n, ranges from 0.8 to 3.5 (ten Berge et al., 1986). To obtain conservative and protective AEGL values in the absence of an empirically derived chemical-specific scaling exponent, temporal scaling was performed using n=3 when extrapolating to shorter time points (30-minutes and 1-hour) and n = 1 when extrapolating to longer time points (8-hours). The 30-minute AEGL-3 value is adopted as the 10-minute AEGL-3 value. The AEGL-3 values for phenyl chloroformate are presented in Table IX-7, and the calculations for these AEGL-3 values are presented in Appendix IX-A.

1  
2  
3  
4  
5  
6  
7  
8  
9  
10  
11  
12  
13  
14  
15  
16  
17  
18  
19  
20  
21  
22  
23  
24  
25  
26  
27  
28  
29  
30  
31  
32  
33  
34  
35  
36  
37  
38  
39  
40  
41  
42  
43

TABLE IX-7. AEGL-3 Values for Phenyl Chloroformate					
Classification	10-Minute	30-Minute	1-Hour	4-Hour	8-Hour
AEGL-3	0.72 ppm (4.6 mg/m <sup>3</sup> )	0.72 ppm (4.6 mg/m <sup>3</sup> )	0.57 ppm (3.6 mg/m <sup>3</sup> )	0.36 ppm (2.3 mg/m <sup>3</sup> )	0.18 ppm (1.2 mg/m <sup>3</sup> )

**IX.6. SUMMARY OF AEGLS**  
**IX.6.1 AEGL Values and Toxicity Endpoints**

Data were insufficient for derivation of AEGL-1 values for phenyl chloroformate; therefore, AEGL-1 values are not recommended. AEGL-2 values for phenyl chloroformate were based on a three-fold reduction of AEGL-3 values. AEGL-3 values for phenyl chloroformate were based on a 4-hour rat BMCL<sub>05</sub> value.

TABLE IX-8. Summary of AEGL Values for Phenyl Chloroformate					
Classification	10-minute	30-minute	1-hour	4-hour	8-hour
AEGL-1 (Nondisabling)	NR	NR	NR	NR	NR
AEGL-2 (Disabling)	0.24 ppm (1.5 mg/m <sup>3</sup> )	0.24 ppm (1.5 mg/m <sup>3</sup> )	0.19 ppm (1.2 mg/m <sup>3</sup> )	0.12 ppm (0.77 mg/m <sup>3</sup> )	0.060 ppm (0.38 mg/m <sup>3</sup> )
AEGL-3 (Lethal)	0.72 ppm (4.6 mg/m <sup>3</sup> )	0.72 ppm (4.6 mg/m <sup>3</sup> )	0.57 ppm (3.6 mg/m <sup>3</sup> )	0.36 ppm (2.3 mg/m <sup>3</sup> )	0.18 ppm (1.2 mg/m <sup>3</sup> )

NR: Not Recommended. However, absence of a derived AEGL-1 value does not imply that exposure below the AEGL-2 is without adverse effects.

**IX.6.2. Comparison with Other Standards and Guidelines**

No extant values were located for phenyl chloroformate.

**IX.6.3 Data Quality and Research Needs**

No human toxicity data were available. The only animal toxicity data available were from acute lethality studies in rats and an RD<sub>50</sub> study in male Swiss Webster mice.

**IX.7. REFERENCES**

BASF. 1970. Study of the acute inhalation hazard (rats). Inhalation hazard test. Phenyl chloroformate. Unpublished report, BASF Aktiengesellschaft, Experimental Toxicology and Ecology, Ludwigshafen, Germany. May 20, 1970.



**INTERIM 1: 05/2008**

**Methyl Chloroformate, Ethyl Chloroformate, Propyl Chloroformate, Isopropyl Chloroformate, Allyl Chloroformate, n-Butyl Chloroformate, Isobutyl Chloroformate, sec-Butyl Chloroformate, Ethyl Chlorothioformate, Benzyl Chloroformate, Phenyl Chloroformate, 2-Ethylhexyl Chloroformate**

- 1 BASF. 1990. Study on the acute inhalation toxicity  $LC_{50}$  of phenyl chloroformate as a vapor in rats, 4-hour  
2 exposure. Project No. 13I0675/887076. Unpublished report, BASF Aktiengesellschaft, Experimental  
3 Toxicology and Ecology, Ludwigshafen, Germany. January 18, 1990.  
4
- 5 Carpenter, C.P. 1982. Methyl and Phenyl chloroformate. Sensory Irritation. Report by Mellon Institute.  
6 Report to PPG Industries, Inc., Chemicals Division. Report No. 82-19S.  
7
- 8 Hoechst. 1989. Chloroformic acid phenyl ester. Aerosol inhalation toxicity in male and female SPF Wistar  
9 rats. 4-hour  $LC_{50}$ . Hofmann, T. Hoechst Pharmaceutical Research Toxicology. Report No. 89.0761. April  
10 26, 1989.  
11
- 12 NRC (National Research Council). 2001. Standing Operating Procedures for Developing Acute Exposure  
13 Guideline Levels for Hazardous Chemicals. National Academy Press, Washington, DC.  
14
- 15 ten Berge, W.F., Zwart, A. and Appelman, L.M. 1986. Concentration-time mortality response relationship of  
16 irritant and systemically acting vapours and gases. J. Hazardous Materials 13:301-309.  
17

**INTERIM 1: 05/2008**

**Methyl Chloroformate, Ethyl Chloroformate, Propyl Chloroformate, Isopropyl Chloroformate, Allyl Chloroformate, n-Butyl Chloroformate, Isobutyl Chloroformate, sec-Butyl Chloroformate, Ethyl Chlorothioformate, Benzyl Chloroformate, Phenyl Chloroformate, 2-Ethylhexyl Chloroformate**

1  
2  
3

**APPENDIX IX-A:**

**DERIVATION OF AEGL VALUES FOR PHENYL CHLOROFORMATE**

INTERIM 1: 05/2008

Methyl Chloroformate, Ethyl Chloroformate, Propyl Chloroformate, Isopropyl Chloroformate, Allyl Chloroformate, n-Butyl Chloroformate, Isobutyl Chloroformate, sec-Butyl Chloroformate, Ethyl Chlorothioformate, Benzyl Chloroformate, Phenyl Chloroformate, 2-Ethylhexyl Chloroformate

1  
2  
3  
4  
5

**DERIVATION OF AEGL-1 VALUES FOR PHENYL CHLOROFORMATE**

AEGL-1 values for phenyl chloroformate are not recommended.

**INTERIM 1: 05/2008**

**Methyl Chloroformate, Ethyl Chloroformate, Propyl Chloroformate, Isopropyl Chloroformate, Allyl Chloroformate, n-Butyl Chloroformate, Isobutyl Chloroformate, sec-Butyl Chloroformate, Ethyl Chlorothioformate, Benzyl Chloroformate, Phenyl Chloroformate, 2-Ethylhexyl Chloroformate**

1  
2  
3 **Derivation of AEGL-2 Values for Phenyl Chloroformate**  
4

5  
6 Key studies: BASF, 1990; Hoechst, 1989  
7

8 Toxicity Endpoint: 1/3 of the AEGL-3 values  
9

10  
11  
12  
13

14	<u>10-min AEGL-2:</u>	$0.72 \text{ ppm} \div 3 = 0.24 \text{ ppm}$
15		
16	<u>30-min AEGL-2:</u>	$0.72 \text{ ppm} \div 3 = 0.24 \text{ ppm}$
17		
18	<u>1-hr AEGL-2:</u>	$0.57 \text{ ppm} \div 3 = 0.19 \text{ ppm}$
19		
20	<u>4-hr AEGL-2:</u>	$0.36 \text{ ppm} \div 3 = 0.12 \text{ ppm}$
21		
22	<u>8-hr AEGL-2:</u>	$0.18 \text{ ppm} \div 3 = 0.060 \text{ ppm}$

**INTERIM 1: 05/2008**

**Methyl Chloroformate, Ethyl Chloroformate, Propyl Chloroformate, Isopropyl Chloroformate, Allyl Chloroformate, n-Butyl Chloroformate, Isobutyl Chloroformate, sec-Butyl Chloroformate, Ethyl Chlorothioformate, Benzyl Chloroformate, Phenyl Chloroformate, 2-Ethylhexyl Chloroformate**

**DERIVATION OF AEGL-3 VALUES FOR PHENYL CHLOROFORMATE**

Key studies: BASF, 1990; Hoechst, 1989

Toxicity Endpoint: 4-hour rat BMCL<sub>05</sub> (3.6 ppm)

Scaling: 30-minutes and 1-hr

$$C^3 \times t = k$$

$$(3.6 \text{ ppm})^3 \times 4 \text{ hr} = 186.7 \text{ ppm}^3\text{hr}$$

8-hours

$$C^1 \times t = k$$

$$(3.6 \text{ ppm})^1 \times 4 \text{ hr} = 14.4 \text{ ppm}^3\text{hr}$$

Uncertainty Factors:

3 for interspecies variability

3 for intraspecies variability

10-min AEGL-3: 30-minute value adopted as 10-minute value = 0.72 ppm

30-min AEGL-3

$$C^3 \times 0.5 \text{ hr} = 186.7 \text{ ppm}^3\text{hr}$$

$$C^3 = 373.4 \text{ ppm}^3$$

$$C = 7.2 \text{ ppm}$$

$$30\text{-min AEGL-3} = 7.2/10 = 0.72 \text{ ppm}$$

1-hr AEGL-3

$$C^3 \times 1 \text{ hr} = 186.7 \text{ ppm}^3\text{hr}$$

$$C^3 = 186.7 \text{ ppm}^3$$

$$C = 5.7 \text{ ppm}$$

$$1\text{-hr AEGL-3} = 5.7/10 = 0.57 \text{ ppm}$$

4-hr AEGL-3

$$4\text{-hr AEGL-3} = 3.6/10 = 0.36 \text{ ppm}$$

8-hr AEGL-3

$$C^1 \times 8 \text{ hr} = 14.4 \text{ ppm}^3\text{hr}$$

$$C^1 = 1.8 \text{ ppm}$$

$$C = 1.8 \text{ ppm}$$

$$8\text{-hr AEGL-3} = 1.8/10 = 0.18 \text{ ppm}$$

**INTERIM 1: 05/2008**

**Methyl Chloroformate, Ethyl Chloroformate, Propyl Chloroformate, Isopropyl Chloroformate, Allyl Chloroformate, n-Butyl Chloroformate, Isobutyl Chloroformate, sec-Butyl Chloroformate, Ethyl Chlorothioformate, Benzyl Chloroformate, Phenyl Chloroformate, 2-Ethylhexyl Chloroformate**

1  
2  
3

**APPENDIX IX-B:**

**Derivation Summary for Phenyl Chloroformate AEGLS**

**INTERIM 1: 05/2008**

**Methyl Chloroformate, Ethyl Chloroformate, Propyl Chloroformate, Isopropyl Chloroformate, Allyl Chloroformate, n-Butyl Chloroformate, Isobutyl Chloroformate, sec-Butyl Chloroformate, Ethyl Chlorothioformate, Benzyl Chloroformate, Phenyl Chloroformate, 2-Ethylhexyl Chloroformate**

1  
2  
3  
4  
5  
6  
7  
8  
9  
10  
11  
12  
13  
14  
15

<b>AEGL-1 VALUES FOR PHENYL CHLOROFORMATE</b>				
<b>10 minutes</b>	<b>30 minutes</b>	<b>1 hour</b>	<b>4 hour</b>	<b>8 hour</b>
<b>NR</b>	<b>NR</b>	<b>NR</b>	<b>NR</b>	<b>NR</b>
Key Reference: Chemical-specific data were insufficient for deriving AEGL-1 values.				
Test Species/Strain/Number:				
Exposure Route/Concentrations/Durations:				
Effects:				
Endpoint/Concentration/Rationale:				
Uncertainty Factors/Rationale:				
Modifying Factor:				
Animal to Human Dosimetric Adjustment:				
Time Scaling:				
Data Quality and Research Needs: No chemical-specific data were available for derivation of AEGL-1 values for phenyl chloroformate.				

**INTERIM 1: 05/2008**

**Methyl Chloroformate, Ethyl Chloroformate, Propyl Chloroformate, Isopropyl Chloroformate, Allyl Chloroformate, n-Butyl Chloroformate, Isobutyl Chloroformate, sec-Butyl Chloroformate, Ethyl Chlorothioformate, Benzyl Chloroformate, Phenyl Chloroformate, 2-Ethylhexyl Chloroformate**

1  
2  
3  
4  
5  
6  
7  
8  
9  
10  
11  
12  
13  
14  
15  
16  
17  
18  
19  
20  
21  
22

<b>AEGL-2 VALUES FOR PHENYL CHLOROFORMATE</b>				
<b>10-Minute</b>	<b>30-Minute</b>	<b>1-Hour</b>	<b>4-Hour</b>	<b>8-Hour</b>
<b>0.24 ppm</b>	<b>0.24 ppm</b>	<b>0.19 ppm</b>	<b>0.12 ppm</b>	<b>0.060 ppm</b>
Key References: BASF. 1990. Study on the acute inhalation toxicity LC <sub>50</sub> of phenyl chloroformate as a vapor in rats, 4-hour exposure. Project No. 13I0675/887076. Unpublished report, BASF Aktiengesellschaft, Experimental Toxicology and Ecology, Ludwigshafen, Germany. January 18, 1990.				
Hoechst. 1989. Chloroformic acid phenyl ester. Aerosol inhalation toxicity in male and female SPF Wistar rats. 4-hour LC <sub>50</sub> . Hofmann, T. Hoechst Pharmaceutical Research Toxicology. Report No. 89.0761. April 26, 1989.				
Test Species/Strain/Number: See AEGL-3 Derivation summary table				
Exposure Route/Concentrations/Durations: See AEGL-3 Derivation summary table				
Effects: See AEGL-3 Derivation summary table				
Endpoint/Concentration/Rationale: 3-fold reduction of AEGL-3 values. Considered threshold for the inability to escape. This approach is justified based on the steep concentration curve with regard to lethality, and because observed clinical signs resolved (were reversible) at 15.6 ppm (BASF, 1990).				
Uncertainty Factors/Rationale: See AEGL-3 Derivation summary table				
Modifying Factor: NA				
Animal to Human Dosimetric Adjustment: NA				
Time Scaling: See AEGL-3 Derivation summary table				
Data quality and research needs: See AEGL-3 Derivation summary table.				



**INTERIM 1: 05/2008**

**Methyl Chloroformate, Ethyl Chloroformate, Propyl Chloroformate, Isopropyl Chloroformate, Allyl Chloroformate, n-Butyl Chloroformate, Isobutyl Chloroformate, sec-Butyl Chloroformate, Ethyl Chlorothioformate, Benzyl Chloroformate, Phenyl Chloroformate, 2-Ethylhexyl Chloroformate**

1  
2  
3  
4  
5  
6  
7  
8  
9  
10  
11  
12  
13  
14  
15  
16  
17  
18  
19  
20  
21  
22  
23  
24  
25  
26  
27  
28  
29  
30  
31  
32  
33  
34  
35  
36  
37  
38  
39  
40  
41

<b>AEGL-3 VALUES FOR PHENYL CHLOROFORMATE</b>				
<b>10-Minute</b>	<b>30-Minute</b>	<b>1-Hour</b>	<b>4-Hour</b>	<b>8-Hour</b>
<b>0.72 ppm</b>	<b>0.72 ppm</b>	<b>0.57 ppm</b>	<b>0.36 ppm</b>	<b>0.18 ppm</b>
Key References: BASF. 1990. Study on the acute inhalation toxicity LC <sub>50</sub> of phenyl chloroformate as a vapor in rats, 4-hour exposure. Project No. 13I0675/887076. Unpublished report, BASF Aktiengesellschaft, Experimental Toxicology and Ecology, Ludwigshafen, Germany. January 18, 1990.				
Hoechst. 1989. Chloroformic acid phenyl ester. Aerosol inhalation toxicity in male and female SPF Wistar rats. 4-hour LC <sub>50</sub> . Hofmann, T. Hoechst Pharmaceutical Research Toxicology. Report No. 89.0761. April 26, 1989.				
Test Species/Strain/Sex/Number: Sprague Dawley rats/ 5/sex/group				
Exposure Route/Concentrations/Durations: Rats/Inhalation/4 hours (BMCL <sub>05</sub> , 3.6 ppm, was the point-of-departure for AEGL-3)				
Endpoint/Concentration/Rationale: BMCL <sub>05</sub> /3.6 ppm/Estimated threshold for death for 4 hour exposure in rats				
Effects: <u>Concentration</u> <u>Mortality</u>				
1.76 ppm                    0/10				
15.6 ppm                    2/10				
44.5 ppm                    7/10				
74.9 ppm                    9/10				
97 ppm                        9/10				
156 ppm                       10/10				
159.3 ppm                   10/10				
311 ppm                      10/10				
Uncertainty Factors/Rationale: Interspecies = 3: Intraspecies = 3: Phenyl chloroformate is highly reactive and clinical signs are likely caused by a direct chemical effect on the tissues; this type of effect is not expected to vary greatly between species or among individuals. Furthermore, inter- and intraspecies uncertainty factors of 3 each were also applied when AEGL-3 values were calculated for the structural analogs, methyl chloroformate (Section II.5.3), isopropyl chloroformate (Section V.5.3), and n-butyl chloroformate (Section VII.5.3), and these resulting AEGL values were considered protective when compared with chemical-specific, repeated-exposure data for these analogs.				
Modifying Factor: NA				
Animal to Human Dosimetric Adjustment: Insufficient data				
Time Scaling: c <sup>n</sup> x t = k, where n=3 when extrapolating to shorter time points (30-minutes and 1-hour) and n = 1 when extrapolating to longer time points (8-hours). 30-minute AEGL-3 value was adopted as the 10-minute AEGL-3 value.				
Data Quality and Research Needs: Sparse data set.				

**INTERIM 1: 05/2008**

**Methyl Chloroformate, Ethyl Chloroformate, Propyl Chloroformate, Isopropyl Chloroformate, Allyl Chloroformate, n-Butyl Chloroformate, Isobutyl Chloroformate, sec-Butyl Chloroformate, Ethyl Chlorothioformate, Benzyl Chloroformate, Phenyl Chloroformate, 2-Ethylhexyl Chloroformate**

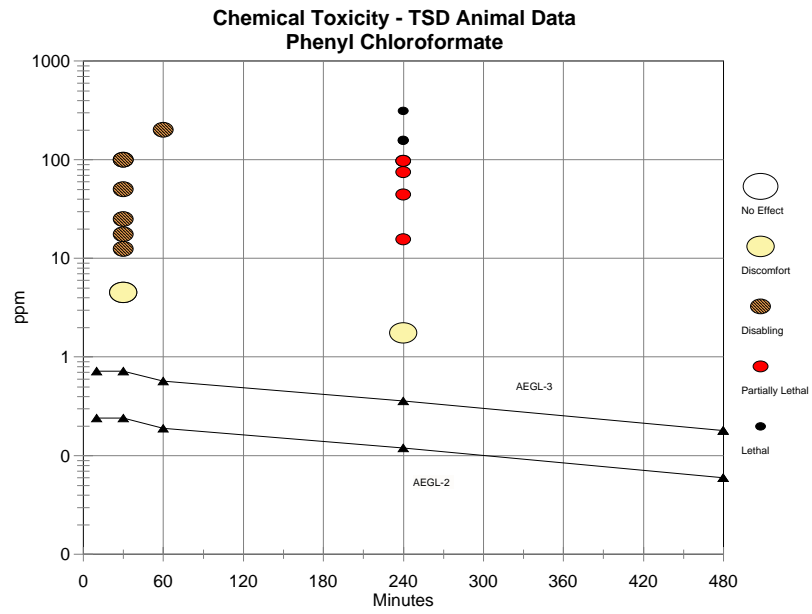
1  
2  
3  
4

**APPENDIX IX-C: CATEGORY PLOT FOR PHENYL CHLOROFORMATE**

**INTERIM 1: 05/2008**

**Methyl Chloroformate, Ethyl Chloroformate, Propyl Chloroformate, Isopropyl Chloroformate, Allyl Chloroformate, n-Butyl Chloroformate, Isobutyl Chloroformate, sec-Butyl Chloroformate, Ethyl Chloroformate, Benzyl Chloroformate, Phenyl Chloroformate, 2-Ethylhexyl Chloroformate**

1  
2  
3  
4  
5  
6  
7  
8  
9  
10  
11  
12  
13  
14  
15  
16  
17  
18  
19  
20  
21  
22  
23  
24  
25  
26  
27  
28  
29  
30  
31



INTERIM 1: 05/2008

Methyl Chloroformate, Ethyl Chloroformate, Propyl Chloroformate, Isopropyl Chloroformate, Allyl Chloroformate, n-Butyl Chloroformate, Isobutyl Chloroformate, sec-Butyl Chloroformate, Ethyl Chlorothioformate, Benzyl Chloroformate, Phenyl Chloroformate, 2-Ethylhexyl Chloroformate

1  
2  
3

**APPENDIX IX-D: BENCHMARK CONCENTRATION CALCULATION  
FOR PHENYL CHLOROFORMATE**

**INTERIM 1: 05/2008**

**Methyl Chloroformate, Ethyl Chloroformate, Propyl Chloroformate, Isopropyl Chloroformate, Allyl Chloroformate, n-Butyl Chloroformate, Isobutyl Chloroformate, sec-Butyl Chloroformate, Ethyl Chlorothioformate, Benzyl Chloroformate, Phenyl Chloroformate, 2-Ethylhexyl Chloroformate**

1 BMDS MODEL RUN  
2 ~~~~~  
3  
4 The form of the probability function is:  
5  $P[\text{response}] = \text{Background}$   
6  $+ (1 - \text{Background}) * \text{CumNorm}(\text{Intercept} + \text{Slope} * \text{Log}(\text{Dose}))$ ,  
7 where  $\text{CumNorm}(\cdot)$  is the cumulative normal distribution function  
8  
9 Dependent variable = Mean  
10 Independent variable = Dose  
11 Slope parameter is not restricted  
12  
13 Total number of observations = 8  
14 Total number of records with missing values = 0  
15 Maximum number of iterations = 250  
16 Relative Function Convergence has been set to: 1e-008  
17 Parameter Convergence has been set to: 1e-008  
18  
19 User has chosen the log transformed model  
20 Default Initial (and Specified) Parameter Values  
21 background = 0  
22 intercept = -2.32244  
23 slope = 0.759796  
24  
25 Asymptotic Correlation Matrix of Parameter Estimates  
26 ( \*\*\* The model parameter(s) -background  
27 have been estimated at a boundary point, or have been specified by the user,  
28 and do not appear in the correlation matrix )  
29  
30 intercept slope  
31 intercept 1 -0.98  
32 slope -0.98 1  
33  
34 Parameter Estimates  
35  
36 Variable Estimate Std. Err.  
37 background 0 NA  
38 intercept -4.60327 1.20324  
39 slope 1.35407 0.307109  
40  
41 NA - Indicates that this parameter has hit a bound  
42 implied by some inequality constraint and thus  
43 has no standard error.  
44  
45 Analysis of Deviance Table  
46  
47 Model Log(likelihood) Deviance Test DF P-value  
48 Full model -17.6143  
49 Fitted model -18.0291 0.829451 6 0.9913  
50 Reduced model -47.9918 60.755 7 <.0001  
51  
52 AIC: 40.0581  
53  
54  
55

**INTERIM 1: 05/2008**

**Methyl Chloroformate, Ethyl Chloroformate, Propyl Chloroformate, Isopropyl Chloroformate, Allyl Chloroformate, n-Butyl Chloroformate, Isobutyl Chloroformate, sec-Butyl Chloroformate, Ethyl Chlorothioformate, Benzyl Chloroformate, Phenyl Chloroformate, 2-Ethylhexyl Chloroformate**

1 Goodness of Fit  
2  
3

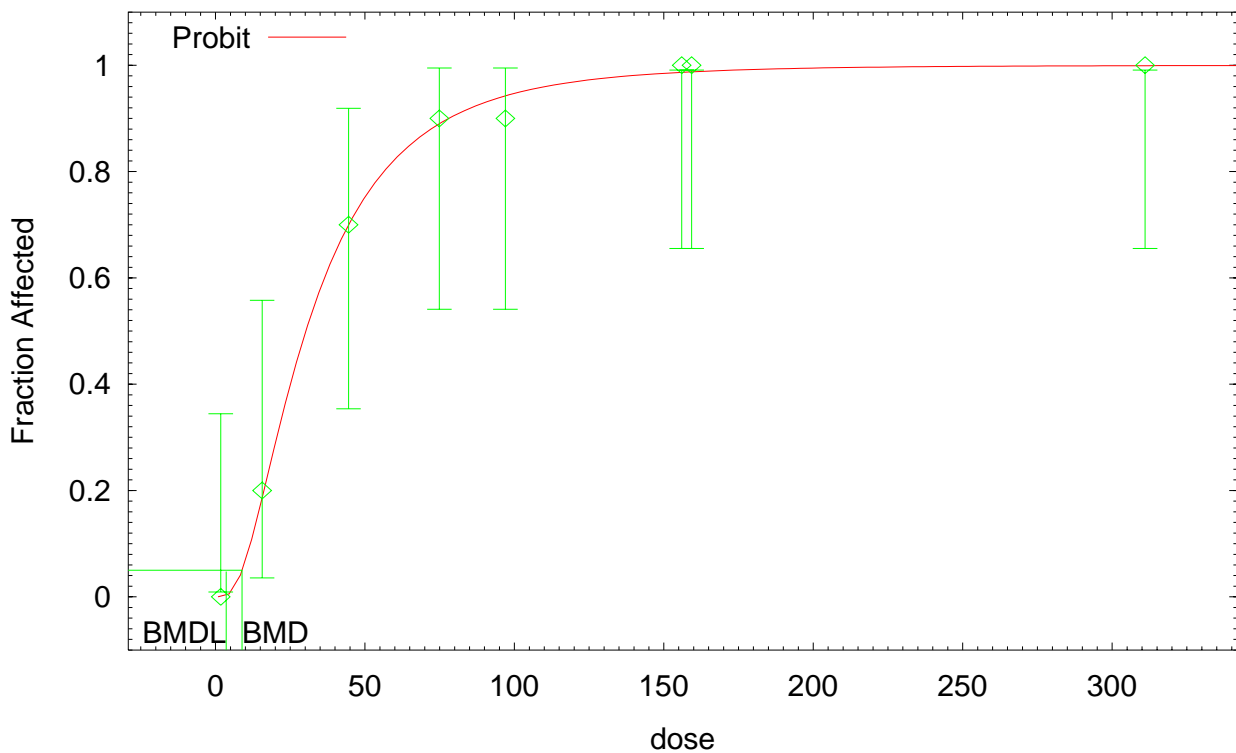
	Dose	Est._Prob.	Expected	Observed	Scaled Size	Residual
4						
5	-----					
6	1.7600	0.0001	0.001	0	10	-0.02491
7	15.6000	0.1885	1.885	2	10	0.09264
8	44.5000	0.7040	7.040	7	10	-0.02802
9	74.9000	0.8927	8.927	9	10	0.07446
10	97.0000	0.9442	9.442	9	10	-0.6092
11	156.0000	0.9873	9.873	10	10	0.359
12	159.3000	0.9882	9.882	10	10	0.3459
13	311.0000	0.9992	9.992	10	10	0.08752

14  
15 Chi-square = 0.64 DF = 6 P-value = 0.9956  
16

17  
18 Benchmark Dose Computation  
19

20 Specified effect = 0.05  
21 Risk Type = Extra risk  
22 Confidence level = 0.95  
23 BMD = 8.88924  
24 BMDL = 3.57025  
25  
26  
27  
28

Probit Model with 0.95 Confidence Level



12:46 09/27 2006

**INTERIM 1: 05/2008**

**Methyl Chloroformate, Ethyl Chloroformate, Propyl Chloroformate, Isopropyl Chloroformate, Allyl Chloroformate, n-Butyl Chloroformate, Isobutyl Chloroformate, sec-Butyl Chloroformate, Ethyl Chlorothioformate, Benzyl Chloroformate, Phenyl Chloroformate, 2-Ethylhexyl Chloroformate**

29

30

**CHAPTER X: 2-ETHYLHEXYL CHLOROFORMATE**

**TABLE OF CONTENTS: CHAPTER IX: 2-ETHYLHEXYL CHLOROFORMATE**

1

2

3

4

5 LIST OF TABLES ..... X-3

6

7 SUMMARY ..... X-4

8

9 X.1. HUMAN TOXICITY DATA ..... X-5

10 X.1.1 Acute Lethality ..... X-5

11 X.1.2 Non-lethal Toxicity ..... X-5

12 X.1.3 Developmental/Reproductive Toxicity ..... X-5

13 X.1.4 Genotoxicity ..... X-5

14 X.1.5 Carcinogenicity ..... X-5

15 X.1.6 Summary ..... X-5

16

17 X.2. ANIMAL TOXICITY DATA ..... X-5

18 X.2.1 Acute Lethality ..... X-5

19 X.2.1.1 Rats ..... X-5

20 X.2.2 Non-lethal Toxicity ..... X-6

21 X.2.3 Developmental/Reproductive Toxicity ..... X-6

22 X.2.4 Genotoxicity ..... X-7

23 X.2.5 Carcinogenicity ..... X-7

24 X.2.6 Summary ..... X-7

25

26

27 X.3. DATA ANALYSIS AND AEGL-1 ..... X-7

28 X.3.1 Human Data Relevant to AEGL-1 ..... X-7

29 X.3.2 Animal Data Relevant to AEGL-1 ..... X-7

30 X.3.3 Derivation of AEGL-1 ..... X-7

31

32 X.4. DATA ANALYSIS AND AEGL-2 ..... X-7

33 X.4.1 Human Data Relevant to AEGL-2 ..... X-7

34 X.4.2 Animal Data Relevant to AEGL-2 ..... X-7

35 X.4.3 Derivation of AEGL-2 ..... X-7

36

37 X.5. DATA ANALYSIS AND AEGL-3 ..... X-8

38 X.5.1 Human Data Relevant to AEGL-3 ..... X-8

39 X.5.2 Animal Data Relevant to AEGL-3 ..... X-8

40 X.5.3 Derivation of AEGL-3 ..... X-8

41

42 X.6. SUMMARY OF AEGLS ..... X-9

43 X.6.1 AEGL Values and Toxicity Endpoints ..... X-9

44 X.6.2 Comparison with Other Standards and Guidelines ..... X-9

45 X.6.3 Data Quality and Research Needs ..... X-9

46



1 X.7. REFERENCES ..... X-10  
2  
3 APPENDIX X-A: Derivation of AEGL Values for 2-Ethylhexyl Chloroformate ..... X-A-1  
4 APPENDIX X-B: Derivation Summary Tables for 2-Ethylhexyl Chloroformate AEGLs ..... X-B-1  
5 APPENDIX X-C: Category Plot for 2-Ethylhexyl Chloroformate ..... X-C-1  
6 APPENDIX X-D: Benchmark Concentration Calculation for 2-Ethylhexyl Chloroformate ..... X-D-1  
7  
8  
9  
10  
11  
12

13 **LIST OF TABLES**  
14

15 Summary of AEGL Values for 2-Ethylhexyl Chloroformate ..... X-4  
16  
17 X-1. Mortality in Rats Exposed to 2-Ethylhexyl Chloroformate for 4 hours ..... X-7  
18  
19 X-2. AEGL-1 Values for 2-Ethylhexyl Chloroformate ..... X-9  
20  
21 X-3. AEGL-2 Values for 2-Ethylhexyl Chloroformate ..... X-9  
22  
23 X-4. AEGL-3 Values for 2-Ethylhexyl Chloroformate ..... X-10  
24  
25 X-5. Summary of AEGL Values for 2-Ethylhexyl Chloroformate ..... X-10  
26  
27  
28

**SUMMARY:2-ETHYLHEXYL CHLOROFORMATE**

Data were insufficient for the derivation of AEGL-1 values for 2-ethylhexyl chloroformate. Therefore, AEGL-1 values are not recommended for 2-ethylhexyl chloroformate.

No acute inhalation data consistent with the definition of AEGL-2 with both concentration and duration information were available. Therefore, the AEGL-2 values for 2-ethylhexyl chloroformate were based upon a 3-fold reduction in the AEGL-3 values; this is considered an estimate of a threshold for irreversible effects (NRC, 2001). This approach is justified based on the steep concentration curve with regard to lethality (4-hour rat mortality incidence: 0/20 at 22.8 ppm; 5/20 at 26.6 ppm; 9/20 at 34.3 ppm; 20/20 at 46.9 ppm; BASF, 1985).

The 4-hour male rat BMCL<sub>05</sub> of 18.1 ppm from the BASF (1985) study was used as the point-of-departure for 2-ethylhexyl chloroformate AEGL-3 values. Interspecies and intraspecies uncertainty factors of 3 each were applied because 2-ethylhexyl chloroformate is highly reactive and clinical signs are likely caused by a direct chemical effect on the tissues; this type of effect is not expected to vary greatly between species or among individuals. Furthermore, inter- and intraspecies uncertainty factors of 3 each were also applied when AEGL-3 values were calculated for the structural analogs, methyl chloroformate (Section II.5.3), isopropyl chloroformate (Section V.5.3), and n-butyl chloroformate (Section VII.5.3), and these resulting AEGL values were considered protective when compared with chemical-specific, repeated-exposure data for these analogs. Thus, the total uncertainty factor is 10. The concentration-exposure time relationship for many irritant and systemically-acting vapors and gases may be described by  $c^n \times t = k$ , where the exponent, n, ranges from 0.8 to 3.5 (ten Berge et al., 1986). To obtain conservative and protective AEGL values in the absence of an empirically derived chemical-specific scaling exponent, temporal scaling was performed using n=3 when extrapolating to shorter time points (30-minutes and 1-hour) and n = 1 when extrapolating to longer time points (8-hours). The 30-minute AEGL-3 value is adopted as the 10-minute AEGL-3 value.

Summary of AEGL Values For 2-Ethylhexyl Chloroformate						
Classification	10-Minute	30-Minute	1-Hour	4-Hour	8-Hour	Endpoint (Reference)
AEGL-1 (Nondisabling)	NR	NR	NR	NR	NR	Insufficient data
AEGL-2 (Disabling)	1.2 ppm (9.5 mg/m <sup>3</sup> )	1.2 ppm (9.5 mg/m <sup>3</sup> )	0.97 ppm (7.7 mg/m <sup>3</sup> )	0.60 ppm (4.7 mg/m <sup>3</sup> )	0.30 ppm (2.4 mg/m <sup>3</sup> )	1/3 the AEGL-3 values (BASF, 1985)
AEGL-3 (Lethality)	3.6 ppm (28 mg/m <sup>3</sup> )	3.6 ppm (28 mg/m <sup>3</sup> )	2.9 ppm (23 mg/m <sup>3</sup> )	1.8 ppm (14 mg/m <sup>3</sup> )	0.91 ppm (7.2 mg/m <sup>3</sup> )	4-hr rat BMCL <sub>05</sub> (BASF, 1985)

NR: Not Recommended. However, absence of a derived AEGL-1 value does not imply that exposure below the AEGL-2 is without adverse effects.

1  
2  
3  
4  
5  
6  
7  
8  
9  
10  
11  
12  
13  
14  
15  
16  
17  
18  
19  
20  
21  
22  
23  
24  
25  
26  
27  
28  
29  
30  
31  
32  
33  
34  
35  
36  
37  
38  
39  
40  
41  
42  
43  
44  
45  
46

**X.1. HUMAN TOXICITY DATA**

**X.1.1 Acute Lethality**

Information concerning death in humans following inhalation exposure to 2-ethylhexyl chloroformate is not available.

**X.1.2 Non-lethal Toxicity**

Information concerning non-lethal toxicity in humans following inhalation exposure to 2-ethylhexyl chloroformate is not available.

**X.1.3 Developmental/Reproductive Toxicity**

Developmental/reproductive studies regarding acute human exposure to 2-ethylhexyl chloroformate were not available.

**X.1.4 Genotoxicity**

Genotoxicity studies regarding acute human exposure to 2-ethylhexyl chloroformate were not available.

**X.1.5 Carcinogenicity**

Carcinogenicity studies regarding human exposure to 2-ethylhexyl chloroformate were not available.

**X.1.6 Summary**

No reports regarding lethal toxicity, non-lethal toxicity, developmental/reproductive toxicity, genotoxicity, or carcinogenicity were available.

**X.2. ANIMAL TOXICITY DATA**

**X.2.1 Acute Lethality**

**X.2.1.1 Rats**

Groups of ten male and ten female SPF Wistar rats were exposed to 22.8, 26.6, 34.3, or 46.9 ppm (analytical concentrations) 2-ethylhexyl chloroformate for 4-hours followed by a 14-day observation period (BASF, 1985). The whole body exposures were performed in a 200 L glass-steel inhalation chamber, and 2-ethylhexyl chloroformate concentrations were measured hourly during exposure using gas chromatography. Clinical signs noted during exposure included closed palpebral fissure, red ocular and nasal discharge, and irregular respiration, restlessness, squatting posture, and ruffled fur in the 26.6, 34.3, and 46.9 ppm groups. Clinical signs during the post-exposure observation period included irregular respiration, respiratory sounds, reddish nasal discharge and staggering in the 46.9 ppm group. In addition, slight apathy was noted in the 34.3 and 46.9 ppm groups, and squatting posture and ruffled fur was noted in the 26.6, 34.3, and 46.9 ppm groups. No clinical signs were noted during or after exposure in the 22.8 ppm group. There were no gross treatment-related effects noted at necropsy in animals surviving to study termination. Gross examination of

**INTERIM 1: 05/2008**

**Methyl Chloroformate, Ethyl Chloroformate, Propyl Chloroformate, Isopropyl Chloroformate, Allyl Chloroformate, n-Butyl Chloroformate, Isobutyl Chloroformate, sec-Butyl Chloroformate, Ethyl Chlorothioformate, Benzyl Chloroformate, Phenyl Chloroformate, 2-Ethylhexyl Chloroformate**

1 animals that died during the study showed venous congestion and lung emphysema with pneumonia. A 4-  
2 hour LC<sub>50</sub> value of 33.9 ppm was reported for male and female rats combined. Male rats appear to be more  
3 sensitive to 2-ethylhexyl chloroformate than female rats, both with regard to lethality incidence and time of  
4 death. BMCL<sub>05</sub> and BMC<sub>01</sub> values were calculated and are presented in Table X-1, and mortality data are  
5 also summarized in Table X-1.  
6

7 **Table X-1. Mortality in Rats Exposed to 2-Ethylhexyl Chloroformate for 4 hours\***

	Males	Time to death	Females	Time to death	Combined Males and Females	
9	22.8 ppm	0/10	-	0/10	-	0/20
10	26.6 ppm	4/10	2 dead: Day of exposure 2 dead: Day 1 post-exposure	1/10	1 dead: Day 14 post-exposure	5/20
11	34.3 ppm	7/10	2 dead: Day of exposure 5 dead: Day 1 post-exposure	2/10	2 dead: Day 1 post-exposure	9/20
12	46.9 ppm	10/10	8 dead: Day of exposure 2 dead: Day 1 post-exposure	10/10	3 dead: Day of exposure 7 dead: Day 1 post-exposure	20/20
13						
14	LC <sub>50</sub>	29.9 ppm		36.3 ppm		33.9 ppm
15	BMCL <sub>05</sub>	18.1 ppm		26.0 ppm		20.1 ppm
16	BMC <sub>01</sub>	19.7 ppm		31.9 ppm		21.1 ppm

17 \*BASF, 1985

18  
19  
20 Death occurred in 0/12, 3/6, 6/6, 3/3, and 6/6 rats exposed to an “atmosphere enriched or saturated” with  
21 2-ethylhexyl chloroformate vapor at 20EC for 3 minutes, 10 minutes, 30 minutes, 1 hour, and 2 hours,  
22 respectively (BASF, 1968). The approximate concentration was reported as 270 ppm 2-ethylhexyl  
23 chloroformate and 40 ppm phosgene contaminant. Clinical signs included mucous membrane irritation and  
24 difficulty breathing. Lung edema was noted at necropsy.  
25  
26

27 **X.2.2 Non-lethal Toxicity**

28  
29 No information concerning the non-lethal toxicity of 2-ethylhexyl chloroformate was located in the  
30 available literature.  
31  
32

33 **X.2.3 Developmental/Reproductive Toxicity**

34  
35 No information concerning the developmental/reproductive toxicity of 2-ethylhexyl chloroformate was  
2-Ethylhexyl Chloroformate X-6

1 located in the available literature.

2

### 3 **X.2.4 Genotoxicity**

4

5 No information concerning the genotoxicity of 2-ethylhexyl chloroformate was located in the available  
6 literature.

7

### 8 **X.2.5 Carcinogenicity**

9

10 No information concerning the carcinogenicity of 2-ethylhexyl chloroformate was located in the  
11 available literature.

12

### 13 **X.2.6 Summary**

14

15 Animal data are limited for 2-ethylhexyl chloroformate. One 4-hour rat inhalation study was available,  
16 yielding an LC<sub>50</sub> value of 33.9 ppm for male and female rats combined (BASF, 1985). No animal data  
17 regarding developmental/reproductive toxicity, genotoxicity, or carcinogenicity were available.

18

## 19 **X.3. DATA ANALYSIS AND AEGL-1**

### 20 **X.3.1 Human Data Relevant to AEGL-1**

21

22 No human data consistent with the definition of AEGL-1 were available.

23

### 24 **X.3.2 Animal Data Relevant to AEGL-1**

25

26 No animal data consistent with the definition of AEGL-1 were available.

27

### 28 **X.3.3 Derivation of AEGL-1**

29

30 Data are insufficient for the derivation of AEGL-1 values for 2-ethylhexyl chloroformate. Therefore,  
31 AEGL-1 values are not recommended (Table X-2).

32

33

TABLE X-2. AEGL-1 Values for 2-Ethylhexyl Chloroformate					
Classification	10-Minute	30-Minute	1-Hour	4-Hour	8-Hour
AEGL-1	NR	NR	NR	NR	NR

36 NR: Not Recommended. Absence of AEGL-1 values does not imply that concentrations below AEGL-2 are without effect.

37

## 38 **X.4. DATA ANALYSIS AND AEGL-2**

### 39 **X.4.1 Human Data Relevant to AEGL-2**

40

41 No human data consistent with the definition of AEGL-2 were available.

42

### 43 **X.4.2 Animal Data Relevant to AEGL-2**

44

45 No animal data consistent with the definition of AEGL-2 were available.

**X.4.3 Derivation of AEGL-2**

No acute inhalation data consistent with the definition of AEGL-2 were available. Therefore, the AEGL-2 values for 2-ethylhexyl chloroformate will be based upon a 3-fold reduction in the AEGL-3 values; this is considered an estimate of a threshold for irreversible effects (NRC, 2001). This approach is justified based on the steep concentration curve with regard to lethality (4-hour rat mortality incidence: 0/20 at 22.8 ppm; 5/20 at 26.6 ppm; 9/20 at 34.3 ppm; 20/20 at 46.9 ppm; BASF, 1985). The AEGL-2 values for 2-ethylhexyl chloroformate are presented in Table X-3, and the calculations for these AEGL-2 values are presented in Appendix X-A.

TABLE X-3. AEGL-2 Values for 2-Ethylhexyl Chloroformate					
Classification	10-Minute	30-Minute	1-Hour	4-Hour	8-Hour
AEGL-2	1.2 ppm (9.5 mg/m <sup>3</sup> )	1.2 ppm (9.5 mg/m <sup>3</sup> )	0.97 ppm (7.7 mg/m <sup>3</sup> )	0.60 ppm (4.7 mg/m <sup>3</sup> )	0.30 ppm (2.4 mg/m <sup>3</sup> )

**X.5. DATA ANALYSIS AND AEGL-3**

**X.5.1 Human Data Relevant to AEGL-3**

No human data consistent with the definition of AEGL-3 were available.

**X.5.2 Animal Data Relevant to AEGL-3**

Four-hour LC<sub>50</sub> values of 29.9 ppm, 36.3 ppm, and 33.9 ppm were calculated for male rats, female rats, and male and female rats combined, respectively (BASF, 1985). Four-hour BMCL<sub>05</sub> values of 18.1 ppm, 26.0 ppm, and 20.1 ppm were calculated for male rats, female rats, and male and female rats combined, respectively (BASF, 1985).

**X.5.3 Derivation of AEGL-3**

The 4-hour male rat BMCL<sub>05</sub> of 18.1 ppm from the BASF (1985) study will be used as the point-of-departure for 2-ethylhexyl chloroformate AEGL-3 values. Interspecies and intraspecies uncertainty factors of 3 each will be applied because 2-ethylhexyl chloroformate is highly reactive and clinical signs are likely caused by a direct chemical effect on the tissues; this type of effect is not expected to vary greatly between species or among individuals. Furthermore, inter- and intraspecies uncertainty factors of 3 each were also applied when AEGL-3 values were calculated for the structural analogs, methyl chloroformate (Section II.5.3), isopropyl chloroformate (Section V.5.3), and n-butyl chloroformate (Section VII.5.3), and these resulting AEGL values were considered protective when compared with chemical-specific, repeated-exposure data for these analogs. Thus, the total uncertainty factor is 10. The concentration-exposure time relationship for many irritant and systemically-acting vapors and gases may be described by  $c^n \times t = k$ , where the exponent, n, ranges from 0.8 to 3.5 (ten Berge et al., 1986). To obtain conservative and protective AEGL values in the absence of an empirically derived chemical-specific scaling exponent, temporal scaling was performed using n=3 when extrapolating to shorter time points (30-minutes and 1-hour) and n = 1 when

1 extrapolating to longer time points (8-hours). The 30-minute AEGL-3 value is adopted as the 10-minute  
 2 AEGL-3 value. The AEGL-3 values for 2-ethylhexyl chloroformate are presented in Table X-4, and the  
 3 calculations for these AEGL-3 values are presented in Appendix X-A.  
 4

5

TABLE X-4. AEGL-3 Values for 2-Ethylhexyl Chloroformate					
Classification	10-Minute	30-Minute	1-Hour	4-Hour	8-Hour
AEGL-3	3.6 ppm (28 mg/m <sup>3</sup> )	3.6 ppm (28 mg/m <sup>3</sup> )	2.9 ppm (23 mg/m <sup>3</sup> )	1.8 ppm (14 mg/m <sup>3</sup> )	0.91 ppm (7.2 mg/m <sup>3</sup> )

6  
7  
8  
9

10  
11  
12  
13 **X.6. SUMMARY OF AEGLS**

14 **X.6.1 AEGL Values and Toxicity Endpoints**

15  
16 Data were insufficient for derivation of AEGL-1 values for 2-ethylhexyl chloroformate; therefore,  
 17 AEGL-1 values are not recommended. AEGL-2 values for 2-ethylhexyl chloroformate were based on a  
 18 three-fold reduction of AEGL-3 values. AEGL-3 values for 2-ethylhexyl chloroformate were based on a 4-  
 19 hour rat BMCL<sub>05</sub> value.  
 20

21

TABLE X-5. Summary of AEGL Values for 2-Ethylhexyl Chloroformate					
Classification	10-minute	30-minute	1-hour	4-hour	8-hour
AEGL-1 (Nondisabling)	NR	NR	NR	NR	NR
AEGL-2 (Disabling)	1.2 ppm (9.5 mg/m <sup>3</sup> )	1.2 ppm (9.5 mg/m <sup>3</sup> )	0.97 ppm (7.7 mg/m <sup>3</sup> )	0.60 ppm (4.7 mg/m <sup>3</sup> )	0.30 ppm (2.4 mg/m <sup>3</sup> )
AEGL-3 (Lethal)	3.6 ppm (28 mg/m <sup>3</sup> )	3.6 ppm (28 mg/m <sup>3</sup> )	2.9 ppm (23 mg/m <sup>3</sup> )	1.8 ppm (14 mg/m <sup>3</sup> )	0.91 ppm (7.2 mg/m <sup>3</sup> )

22  
23  
24  
25  
26  
27  
28

29 NR: Not Recommended. However, absence of a derived AEGL-1 value does not imply that exposure below the AEGL-2 is  
 30 without adverse effects.  
 31  
 32

33 **X.6.2. Comparison with Other Standards and Guidelines**

34  
35 No extant values were located for 2-ethylhexyl chloroformate.  
 36  
 37

38 **X.6.3 Data Quality and Research Needs**

39  
40 No human toxicity were available. The only animal toxicity data available were from acute lethality  
 41 studies in rats.

1  
2  
3  
4  
5  
6  
7  
8  
9  
10  
11  
12  
13  
14  
15  
16  
17  
18  
19

**X.7. REFERENCES**

BASF. 1968. Study of the acute inhalation hazard (rats). Inhalation hazard test. 2-Ethylhexyl chloroformate. Unpublished report, BASF Aktiengesellschaft, Experimental Toxicology and Ecology, Ludwigshafen, Germany. December 9, 1968.

BASF. 1985. Acute inhalation toxicity LC<sub>50</sub> for a 4-hour exposure (rats), vapor test of 2-ethylhexyl chloroformate. Unpublished report, BASF Aktiengesellschaft, Experimental Toxicology and Ecology, Ludwigshafen, Germany. February 8, 1985.

NRC (National Research Council). 2001. Standing Operating Procedures for Developing Acute Exposure Guideline Levels for Hazardous Chemicals. National Academy Press, Washington, DC.

ten Berge, W.F., Zwart, A. and Appelman, L.M. 1986. Concentration-time mortality response relationship of irritant and systemically acting vapours and gases. J. Hazardous Materials 13:301-309.



**INTERIM 1: 05/2008**

**Methyl Chloroformate, Ethyl Chloroformate, Propyl Chloroformate, Isopropyl Chloroformate, Allyl Chloroformate, n-Butyl Chloroformate, Isobutyl Chloroformate, sec-Butyl Chloroformate, Ethyl Chlorothioformate, Benzyl Chloroformate, Phenyl Chloroformate, 2-Ethylhexyl Chloroformate**

1  
2  
3  
4

**APPENDIX X-A:**

**DERIVATION OF AEGL VALUES FOR 2-ETHYLHEXYL CHLOROFORMATE**

**INTERIM 1: 05/2008**

**Methyl Chloroformate, Ethyl Chloroformate, Propyl Chloroformate, Isopropyl Chloroformate, Allyl Chloroformate, n-Butyl Chloroformate, Isobutyl Chloroformate, sec-Butyl Chloroformate, Ethyl Chlorothioformate, Benzyl Chloroformate, Phenyl Chloroformate, 2-Ethylhexyl Chloroformate**

**1 DERIVATION OF AEGL-1 VALUES FOR 2-ETHYLHEXYL CHLOROFORMATE**

2

3

4 AEGL-1 values for 2-ethylhexyl chloroformate are not recommended.

1  
2  
3  
4  
5  
6  
7  
8  
9  
10  
11  
12  
13  
14  
15  
16  
17  
18  
19  
20  
21  
22

### Derivation of AEGL-2 Values for 2-Ethylhexyl Chloroformate

Key studies: BASF, 1985

Toxicity Endpoint: 1/3 of the AEGL-3 values

<u>10-min AEGL-2:</u>	$3.6 \text{ ppm} \div 3 = 1.2 \text{ ppm}$
<u>30-min AEGL-2:</u>	$3.6 \text{ ppm} \div 3 = 1.2 \text{ ppm}$
<u>1-hr AEGL-2:</u>	$2.9 \text{ ppm} \div 3 = 0.97 \text{ ppm}$
<u>4-hr AEGL-2:</u>	$1.8 \text{ ppm} \div 3 = 0.60 \text{ ppm}$
<u>8-hr AEGL-2:</u>	$0.91 \text{ ppm} \div 3 = 0.30 \text{ ppm}$

**INTERIM 1: 05/2008**

**Methyl Chloroformate, Ethyl Chloroformate, Propyl Chloroformate, Isopropyl Chloroformate, Allyl Chloroformate, n-Butyl Chloroformate, Isobutyl Chloroformate, sec-Butyl Chloroformate, Ethyl Chlorothioformate, Benzyl Chloroformate, Phenyl Chloroformate, 2-Ethylhexyl Chloroformate**

**DERIVATION OF AEGL-3 VALUES FOR 2-ETHYLHEXYL CHLOROFORMATE**

Key studies: BASF, 1985

Toxicity Endpoint: 4-hour rat BMCL<sub>05</sub> (18.1 ppm)

Scaling: 30-minutes and 1-hr

$$C^3 \times t = k$$

$$(18.1 \text{ ppm})^3 \times 4 \text{ hr} = 23,719 \text{ ppm}^3\text{hr}$$

8-hours

$$C^1 \times t = k$$

$$(18.1 \text{ ppm})^1 \times 4 \text{ hr} = 72.4 \text{ ppm}^3\text{hr}$$

Uncertainty Factors:

3 for interspecies variability

3 for intraspecies variability

10-min AEGL-3: 30-minute value adopted as 10-minute value = 3.6 ppm

30-min AEGL-3

$$C^3 \times 0.5 \text{ hr} = 23,719 \text{ ppm}^3\text{hr}$$

$$C^3 = 47438 \text{ ppm}^3$$

$$C = 36.2 \text{ ppm}$$

$$30\text{-min AEGL-3} = 36.2/10 = 3.6 \text{ ppm}$$

1-hr AEGL-3

$$C^3 \times 1 \text{ hr} = 23,719 \text{ ppm}^3\text{hr}$$

$$C^3 = 23,719 \text{ ppm}^3$$

$$C = 28.7 \text{ ppm}$$

$$1\text{-hr AEGL-3} = 28.7/10 = 2.9 \text{ ppm}$$

4-hr AEGL-3

$$4\text{-hr AEGL-3} = 18.6/10 = 1.8 \text{ ppm}$$

8-hr AEGL-3

$$C^1 \times 8 \text{ hr} = 72.4 \text{ ppm}^3\text{hr}$$

$$C^1 = 9.1 \text{ ppm}$$

$$C = 9.1 \text{ ppm}$$

$$8\text{-hr AEGL-3} = 9.1/10 = 0.91 \text{ ppm}$$

**INTERIM 1: 05/2008**

**Methyl Chloroformate, Ethyl Chloroformate, Propyl Chloroformate, Isopropyl Chloroformate, Allyl Chloroformate, n-Butyl Chloroformate, Isobutyl Chloroformate, sec-Butyl Chloroformate, Ethyl Chlorothioformate, Benzyl Chloroformate, Phenyl Chloroformate, 2-Ethylhexyl Chloroformate**

1  
2  
3

**APPENDIX X-B:**

**Derivation Summary for 2-Ethylhexyl Chloroformate AEGLS**

**INTERIM 1: 05/2008**

**Methyl Chloroformate, Ethyl Chloroformate, Propyl Chloroformate, Isopropyl Chloroformate, Allyl Chloroformate, n-Butyl Chloroformate, Isobutyl Chloroformate, sec-Butyl Chloroformate, Ethyl Chlorothioformate, Benzyl Chloroformate, Phenyl Chloroformate, 2-Ethylhexyl Chloroformate**

1  
2  
3  
4  
5  
6  
7  
8  
9  
10  
11  
12  
13  
14  
15  
16  
17  
18  
19  
20  
21  
22  
23  
24  
25  
26  
27  
28  
29  
30  
31  
32  
33  
34  
35  
36  
37  
38  
39  
40

<b>AEGL-1 VALUES FOR 2-ETHYLHEXYL CHLOROFORMATE</b>				
<b>10 minutes</b>	<b>30 minutes</b>	<b>1 hour</b>	<b>4 hour</b>	<b>8 hour</b>
<b>NR</b>	<b>NR</b>	<b>NR</b>	<b>NR</b>	<b>NR</b>
Key Reference: Chemical-specific data were insufficient for deriving AEGL-1 values.				
Test Species/Strain/Number:				
Exposure Route/Concentrations/Durations:				
Effects:				
Endpoint/Concentration/Rationale:				
Uncertainty Factors/Rationale:				
Modifying Factor:				
Animal to Human Dosimetric Adjustment:				
Time Scaling:				
Data Quality and Research Needs: No chemical-specific data were available for derivation of AEGL-1 values for 2-ethylhexyl chloroformate.				

**INTERIM 1: 05/2008**

**Methyl Chloroformate, Ethyl Chloroformate, Propyl Chloroformate, Isopropyl Chloroformate, Allyl Chloroformate, n-Butyl Chloroformate, Isobutyl Chloroformate, sec-Butyl Chloroformate, Ethyl Chlorothioformate, Benzyl Chloroformate, Phenyl Chloroformate, 2-Ethylhexyl Chloroformate**

1  
2  
3  
4  
5  
6  
7  
8  
9  
10  
11  
12  
13  
14  
15  
16  
17

<b>AEGL-2 VALUES FOR 2-ETHYLHEXYL CHLOROFORMATE</b>				
<b>10-Minute</b>	<b>30-Minute</b>	<b>1-Hour</b>	<b>4-Hour</b>	<b>8-Hour</b>
<b>1.2 ppm</b>	<b>1.2 ppm</b>	<b>0.97 ppm</b>	<b>0.60 ppm</b>	<b>0.30 ppm</b>
Key Reference: BASF. 1985. Acute inhalation toxicity LC <sub>50</sub> for a 4-hour exposure (rats), vapor test of 2-ethylhexyl chloroformate. Unpublished report, BASF Aktiengesellschaft, Experimental Toxicology and Ecology, Ludwigshafen, Germany. February 8, 1985.				
Test Species/Strain/Number: See AEGL-3 Derivation summary table				
Exposure Route/Concentrations/Durations: See AEGL-3 Derivation summary table				
Effects: See AEGL-3 Derivation summary table				
Endpoint/Concentration/Rationale: 3-fold reduction of AEGL-3 values. Considered threshold for the inability to escape. This approach is justified based on the steep concentration curve with regard to lethality.				
Uncertainty Factors/Rationale: See AEGL-3 Derivation summary table				
Modifying Factor: NA				
Animal to Human Dosimetric Adjustment: NA				
Time Scaling: See AEGL-3 Derivation summary table				
Data quality and research needs: See AEGL-3 Derivation summary table.				

**INTERIM 1: 05/2008**

**Methyl Chloroformate, Ethyl Chloroformate, Propyl Chloroformate, Isopropyl Chloroformate, Allyl Chloroformate, n-Butyl Chloroformate, Isobutyl Chloroformate, sec-Butyl Chloroformate, Ethyl Chlorothioformate, Benzyl Chloroformate, Phenyl Chloroformate, 2-Ethylhexyl Chloroformate**

1  
2  
3  
4  
5  
6  
7  
8  
9  
10  
11  
12  
13  
14  
15  
16  
17  
18  
19  
20  
21  
22  
23  
24  
25  
26  
27  
28  
29  
30  
31  
32  
33  
34  
35  
36

AEGL-3 VALUES FOR 2-ETHYLHEXYL CHLOROFORMATE				
10-Minute	30-Minute	1-Hour	4-Hour	8-Hour
3.6 ppm	3.6 ppm	2.9 ppm	1.8 ppm	0.91 ppm
Key Reference: BASF. 1985. Acute inhalation toxicity LC <sub>50</sub> for a 4-hour exposure (rats), vapor test of 2-ethylhexyl chloroformate. Unpublished report, BASF Aktiengesellschaft, Experimental Toxicology and Ecology, Ludwigshafen, Germany. February 8, 1985.				
Test Species/Strain/Sex/Number: Wistar rats/ 10/sex/group				
Exposure Route/Concentrations/Durations: Rats/Inhalation/4 hours (Male BMCL <sub>05</sub> , 18.1 ppm, was the point-of-departure for AEGL-3)				
Endpoint/Concentration/Rationale: BMCL <sub>05</sub> /3.6 ppm/Estimated threshold for death for 4 hour exposure in rats				
Effects: <u>Concentration</u>	<u>Male Mortality</u>	<u>Female Mortality</u>	<u>Combined Mortality</u>	
22.8 ppm	0/10	0/10	0/20	
26.6 ppm	4/10	1/10	5/20	
34.3 ppm	7/10	2/10	9/20	
46.9 ppm	10/10	10/10	20/20	
Uncertainty Factors/Rationale: Interspecies = 3: Intraspecies = 3: 2-Ethylhexyl chloroformate is highly reactive and clinical signs are likely caused by a direct chemical effect on the tissues; this type of effect is not expected to vary greatly between species or among individuals. Furthermore, inter- and intraspecies uncertainty factors of 3 each were also applied when AEGL-3 values were calculated for the structural analogs, methyl chloroformate (Section II.5.3), isopropyl chloroformate (Section V.5.3), and n-butyl chloroformate (Section VII.5.3), and these resulting AEGL values were considered protective when compared with chemical-specific, repeated-exposure data for these analogs.				
Modifying Factor: NA				
Animal to Human Dosimetric Adjustment: Insufficient data				
Time Scaling: $c^n \times t = k$ , where $n=3$ when extrapolating to shorter time points (30-minutes and 1-hour) and $n = 1$ when extrapolating to longer time points (8-hours). 30-minute AEGL-3 value was adopted as the 10-minute AEGL-3 value.				
Data Quality and Research Needs: Sparse data set.				



**INTERIM 1: 05/2008**

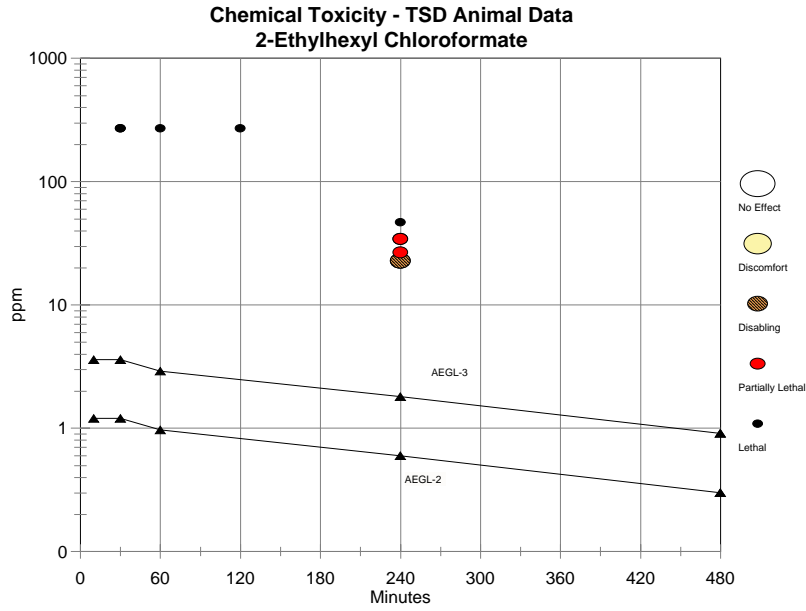
**Methyl Chloroformate, Ethyl Chloroformate, Propyl Chloroformate, Isopropyl Chloroformate, Allyl Chloroformate, n-Butyl Chloroformate, Isobutyl Chloroformate, sec-Butyl Chloroformate, Ethyl Chlorothioformate, Benzyl Chloroformate, Phenyl Chloroformate, 2-Ethylhexyl Chloroformate**

**1 APPENDIX X-C: CATEGORY PLOT FOR 2-ETHYLHEXYL CHLOROFORMATE**  
**2**

**INTERIM 1: 05/2008**

**Methyl Chloroformate, Ethyl Chloroformate, Propyl Chloroformate, Isopropyl Chloroformate, Allyl Chloroformate, n-Butyl Chloroformate, Isobutyl Chloroformate, sec-Butyl Chloroformate, Ethyl Chloroformate, Benzyl Chloroformate, Phenyl Chloroformate, 2-Ethylhexyl Chloroformate**

1  
2  
3  
4  
5  
6  
7  
8  
9  
10  
11  
12  
13  
14  
15  
16  
17  
18  
19  
20  
21  
22  
23  
24  
25  
26  
27  
28  
29  
30  
31



INTERIM 1: 05/2008

Methyl Chloroformate, Ethyl Chloroformate, Propyl Chloroformate, Isopropyl Chloroformate, Allyl Chloroformate, n-Butyl Chloroformate, Isobutyl Chloroformate, sec-Butyl Chloroformate, Ethyl Chlorothioformate, Benzyl Chloroformate, Phenyl Chloroformate, 2-Ethylhexyl Chloroformate

1  
2  
3

**APPENDIX X-D: BENCHMARK CONCENTRATION CALCULATION  
FOR 2-ETHYLHEXYL CHLOROFORMATE**

**INTERIM 1: 05/2008**

**Methyl Chloroformate, Ethyl Chloroformate, Propyl Chloroformate, Isopropyl Chloroformate, Allyl Chloroformate, n-Butyl Chloroformate, Isobutyl Chloroformate, sec-Butyl Chloroformate, Ethyl Chlorothioformate, Benzyl Chloroformate, Phenyl Chloroformate, 2-Ethylhexyl Chloroformate**

1  
2 Dependent variable = Mean  
3 Independent variable = Dose  
4 Slope parameter is not restricted  
5  
6 Total number of observations = 4  
7 Total number of records with missing values = 0  
8 Maximum number of iterations = 250  
9 Relative Function Convergence has been set to: 1e-008  
10 Parameter Convergence has been set to: 1e-008  
11  
12 User has chosen the log transformed model  
13 Default Initial (and Specified) Parameter Values  
14 background = 0  
15 intercept = -15.0226  
16 slope = 4.37693  
17  
18 Asymptotic Correlation Matrix of Parameter Estimates  
19 ( \*\*\* The model parameter(s) -background have been estimated at a boundary point, or have been specified by the user,  
20 and do not appear in the correlation matrix )  
21  
22 intercept slope  
23  
24 intercept 1 -1  
25 slope -1 1  
26  
27  
28 Parameter Estimates  
29  
30 Variable Estimate Std. Err.  
31 background 0 NA  
32 intercept -18.7737 5.12639  
33 slope 5.52218 1.51755  
34  
35 NA - Indicates that this parameter has hit a bound  
36 implied by some inequality constraint and thus  
37 has no standard error.  
38  
39 Analysis of Deviance Table  
40  
41 Model Log(likelihood) Deviance Test DF P-value  
42 Full model -12.8388  
43 Fitted model -14.2231 2.76871 2 0.2505  
44 Reduced model -27.6759 29.6742 3 <.0001  
45  
46 AIC: 32.4462  
47  
48  
49  
50  
51  
52  
53  
54

**INTERIM 1: 05/2008**

**Methyl Chloroformate, Ethyl Chloroformate, Propyl Chloroformate, Isopropyl Chloroformate, Allyl Chloroformate, n-Butyl Chloroformate, Isobutyl Chloroformate, sec-Butyl Chloroformate, Ethyl Chloroformate, Benzyl Chloroformate, Phenyl Chloroformate, 2-Ethylhexyl Chloroformate**

1 Goodness of Fit

2  
3

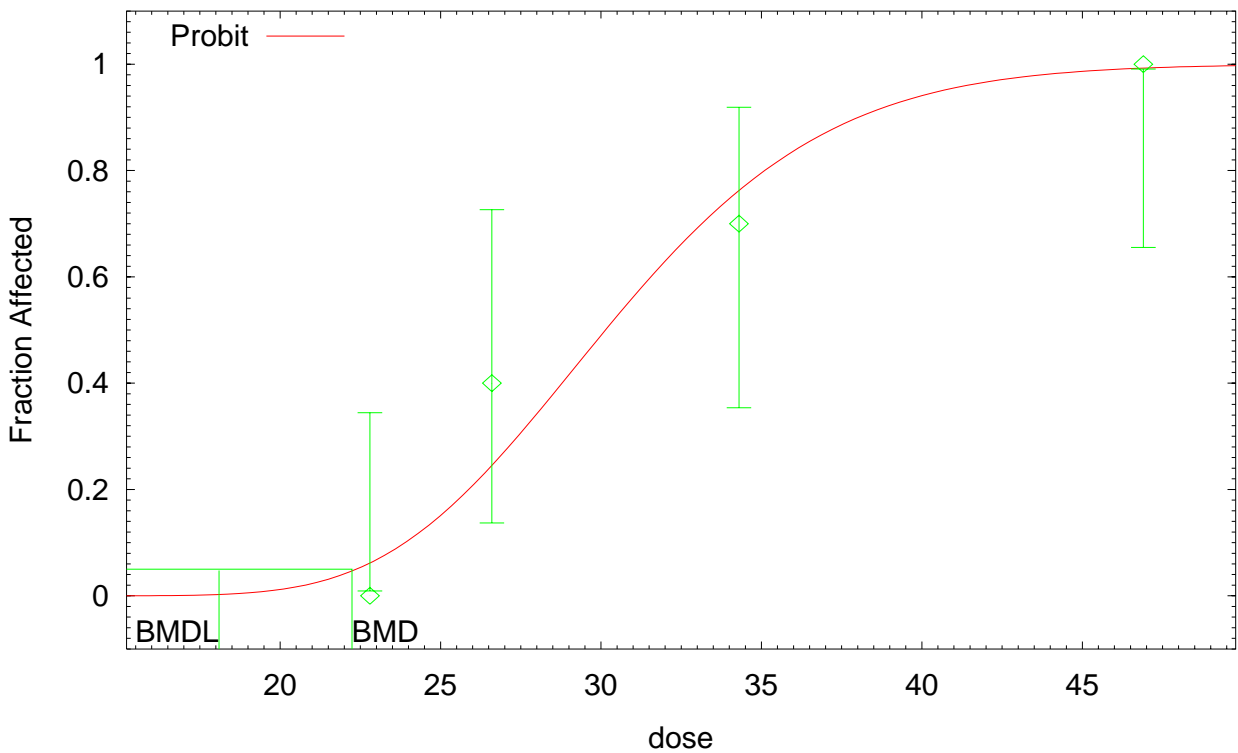
	Dose	Est._Prob.	Expected	Observed	Scaled Size	Residual
4						
5	-----					
6	22.8000	0.0659	0.659	0	10	-0.8398
7	26.6000	0.2559	2.559	4	10	1.044
8	34.3000	0.7728	7.728	7	10	-0.5491
9	46.9000	0.9934	9.934	10	10	0.2587

10  
11 Chi-square = 2.16 DF = 2 P-value = 0.3390

12  
13  
14 Benchmark Dose Computation

15 Specified effect = 0.05  
16 Risk Type = Extra risk  
17  
18 Confidence level = 0.95  
19  
20 BMD = 22.2386  
21  
22 BMDL = 18.0971  
23  
24  
25

26 Probit Model with 0.95 Confidence Level



10:35 09/27 2006

**INTERIM 1: 05/2008**

**Methyl Chloroformate, Ethyl Chloroformate, Propyl Chloroformate, Isopropyl Chloroformate, Allyl Chloroformate, n-Butyl Chloroformate, Isobutyl Chloroformate, sec-Butyl Chloroformate, Ethyl Chlorothioformate, Benzyl Chloroformate, Phenyl Chloroformate, 2-Ethylhexyl Chloroformate**

1  
2

**CHAPTER XI: ETHYL CHLOROTHIOFORMATE**

1                                   **TABLE OF CONTENTS: CHAPTER XI: ETHYL CHLOROTHIOFORMATE**

2   LIST OF TABLES ..... XI-3

3

4   SUMMARY ..... XI-4

5

6   XI.1. HUMAN TOXICITY DATA ..... XI-5

7       XI.1.1 Acute Lethality ..... XI-5

8       XI.1.2 Non-lethal Toxicity ..... XI-5

9       XI.1.3 Developmental/Reproductive Toxicity ..... XI-5

10      XI.1.4 Genotoxicity ..... XI-5

11      XI.1.5 Carcinogenicity ..... XI-5

12      XI.1.6 Summary ..... XI-5

13

14   XI.2. ANIMAL TOXICITY DATA ..... XI-5

15       XI.2.1 Acute Lethality ..... XI-6

16       XI.2.2 Non-lethal Toxicity ..... XI-5

17       XI.2.3 Developmental/Reproductive Toxicity ..... XI-7

18       XI.2.4 Genotoxicity ..... XI-7

19       XI.2.5 Carcinogenicity ..... XI-7

20       XI.2.6 Summary ..... XI-7

21

22   XI.3. DATA ANALYSIS AND AEGL-1 ..... XI-7

23       XI.3.1 Human Data Relevant to AEGL-1 ..... XI-7

24       XI.3.2 Animal Data Relevant to AEGL-1 ..... XI-7

25       XI.3.3 Derivation of AEGL-1 ..... XI-7

26

27   XI.4. DATA ANALYSIS AND AEGL-2 ..... XI-7

28       XI.4.1 Human Data Relevant to AEGL-2 ..... XI-7

29       XI.4.2 Animal Data Relevant to AEGL-2 ..... XI-7

30       XI.4.3 Derivation of AEGL-2 ..... XI-8

31

32   XI.5. DATA ANALYSIS AND AEGL-3 ..... XI-8

33       XI.5.1 Human Data Relevant to AEGL-3 ..... XI-8

34       XI.5.2 Animal Data Relevant to AEGL-3 ..... XI-8

35       XI.5.3 Derivation of AEGL-3 ..... XI-8

36

37   XI.6. SUMMARY OF AEGLS ..... XI-9

38       XI.6.1 AEGL Values and Toxicity Endpoints ..... XI-9

39       XI.6.2 Comparison with Other Standards and Guidelines ..... XI-9

40       XI.6.3 Data Quality and Research Needs ..... XI-9

41

42   XI.7. REFERENCES ..... XI-10

43

44

45

46

**INTERIM 1: 05/2008**

**Methyl Chloroformate, Ethyl Chloroformate, Propyl Chloroformate, Isopropyl Chloroformate, Allyl Chloroformate, n-Butyl Chloroformate, Isobutyl Chloroformate, sec-Butyl Chloroformate, Ethyl Chlorothioformate, Benzyl Chloroformate, Phenyl Chloroformate, 2-Ethylhexyl Chloroformate**

1 APPENDIX XI-A: Derivation Summary for Ethyl Chlorothioformate AEGLS ..... XI-A-1  
2 APPENDIX XI-B: Derivation Summary Tables for Ethyl Chlorothioformate AEGLS ..... XI-B-1  
3 APPENDIX XI-C: Category Plot for Ethyl Chlorothioformate ..... XI-C-1  
4

**LIST OF TABLES**

5  
6  
7 Summary of AEGL Values for Ethyl Chlorothioformate ..... XI-4  
8  
9 XI-1. Mortality of Rats Exposed to Ethyl Chlorothioformate for 4-hours ..... XI-6  
10  
11 XI-2. AEGL-1 Values for Ethyl Chlorothioformate ..... XI-8  
12  
13 XI-3. AEGL-2 Values for Ethyl Chlorothioformate ..... XI-8  
14  
15 XI-4. AEGL-3 Values for Ethyl Chlorothioformate ..... XI-9  
16  
17 XI-5. Summary of AEGL Values for Ethyl Chlorothioformate ..... XI-9  
18  
19



**SUMMARY: ETHYL CHLOROTHIOFORMATE**

Data were insufficient for the derivation of AEGL-1 values for ethyl chlorothioformate. Therefore, AEGL-1 values are not recommended.

No acute inhalation data consistent with the definition of AEGL-2 were available. Therefore, the AEGL-2 values for ethyl chlorothioformate were based upon a 3-fold reduction in the AEGL-3 values; this is considered an estimate of a threshold for irreversible effects (NRC, 2001). This approach is justified based on the steep concentration curve with regard to lethality (4-hour rat mortality incidence: 4/20 at 33 ppm; 14/20 at 59 ppm; 20/20 at 65 ppm; (Stauffer, 1983)).

An estimated 4-hour rat lethality threshold of 15 ppm ( $\frac{1}{3}$  the 4-hr  $LC_{50}$ :  $\frac{1}{3} \times 45 \text{ ppm} = 15 \text{ ppm}$ ) (Stauffer, 1983) was used for deriving AEGL-3 values for ethyl chlorothioformate. An interspecies uncertainty factor of 3 was applied because ethyl chlorothioformate is highly reactive and clinical signs are likely caused by a direct chemical effect on the tissues; this type of effect is not expected to vary greatly between species. An intraspecies uncertainty factor of 10 was applied to protect against potential delayed systemic effects that may occur due to the thio- moiety. Thus, the total uncertainty factor is 30. The concentration-exposure time relationship for many irritant and systemically-acting vapors and gases may be described by  $c^n \times t = k$ , where the exponent, n, ranges from 0.8 to 3.5 (ten Berge et al., 1986). To obtain conservative and protective AEGL values in the absence of an empirically derived chemical-specific scaling exponent, temporal scaling was performed using  $n=3$  when extrapolating to shorter time points (30-minutes and 1-hour) and  $n = 1$  when extrapolating to longer time points (8-hours). The 30-minute AEGL-3 value will be adopted as the 10-minute value due to the uncertainty in extrapolating from a 4-hour point-of-departure.

The calculated values are listed in the table below.

Summary of AEGL Values For Ethyl Chlorothioformate						
Classification	10-Minute	30-Minute	1-Hour	4-Hour	8-Hour	Endpoint (Reference)
AEGL-1 (Nondisabling)	NR	NR	NR	NR	NR	Insufficient data
AEGL-2 (Disabling)	0.33 ppm (1.7 mg/m <sup>3</sup> )	0.33 ppm (1.7 mg/m <sup>3</sup> )	0.26 ppm (1.3 mg/m <sup>3</sup> )	0.17 ppm (0.87 mg/m <sup>3</sup> )	0.083 ppm (0.42 mg/m <sup>3</sup> )	$\frac{1}{3}$ the AEGL-3 values (Stauffer, 1983)
AEGL-3 (Lethality)	1.0 ppm (5.1 mg/m <sup>3</sup> )	1.0 ppm (5.1 mg/m <sup>3</sup> )	0.79 ppm (4.0 mg/m <sup>3</sup> )	0.50 ppm (2.6 mg/m <sup>3</sup> )	0.25 ppm (1.3 mg/m <sup>3</sup> )	Estimated 4-hour rat lethality threshold (Stauffer, 1983)

NR: Not Recommended. The lack of AEGL-1 values does not imply that concentrations below AEGL-2 will be without effect.

*References:*

NRC (National Research Council). 2001. *Standing Operating Procedures for Developing Acute Exposure Guideline Levels for Hazardous Chemicals*. National Academy Press, Washington, DC.

Stauffer. 1983. *Acute inhalation toxicity of ethyl chlorothioformate in rats (T-10710)*. Environmental Health Center Inhalation Facility. Stauffer Chemical Company. 400 Farmington Avenue. Farmington, CT. OTS0538464.

**INTERIM 1: 05/2008**

**Methyl Chloroformate, Ethyl Chloroformate, Propyl Chloroformate, Isopropyl Chloroformate, Allyl Chloroformate, n-Butyl Chloroformate, Isobutyl Chloroformate, sec-Butyl Chloroformate, Ethyl Chlorothioformate, Benzyl Chloroformate, Phenyl Chloroformate, 2-Ethylhexyl Chloroformate**

1  
2  
3

*ten Berge, W.F., Zwart, A. and Appelman, L.M. 1986. Concentration-time mortality response relationship of irritant and systemically acting vapours and gases. J. Hazardous Materials 13:301-309.*

1  
2  
3  
4  
5  
6  
7  
8  
9  
10  
11  
12  
13  
14  
15  
16  
17  
18  
19  
20  
21  
22  
23  
24  
25  
26  
27  
28  
29  
30  
31  
32  
33  
34  
35  
36  
37  
38  
39  
40  
41  
42  
43  
44  
45  
46

**XI.1. HUMAN TOXICITY DATA**

**XI.1.1 Acute Lethality**

Information concerning death in humans following inhalation exposure to ethyl chlorothioformate is not available.

**XI.1.2 Non-lethal Toxicity**

Information concerning non-lethal toxicity in humans following inhalation exposure to ethyl chlorothioformate is not available.

**XI.1.3 Developmental/Reproductive Toxicity**

Developmental/reproductive studies regarding acute human exposure to ethyl chlorothioformate were not available.

**XI.1.4 Genotoxicity**

Genotoxicity studies regarding acute human exposure to ethyl chlorothioformate were not available.

**XI.1.5 Carcinogenicity**

Carcinogenicity studies regarding human exposure to ethyl chlorothioformate were not available.

**XI.1.6 Summary**

No reports regarding lethal toxicity, non-lethal toxicity, developmental/reproductive toxicity, genotoxicity, or carcinogenicity were available.

**XI.2. ANIMAL TOXICITY DATA**

**XI.2.1 Acute Lethality**

Groups of ten male and ten female Sprague-Dawley rats were exposed to 263 ppm ethyl chlorothioformate for 1 hour (Stauffer, 1982). Animals were exposed in stainless steel and glass chambers with a volume of 447 liters. The ethyl chlorothioformate was aerosolized using a fritted bubbler and was delivered through a 1 inch diameter flexible stainless steel tubing to the chamber inlet. Actual chamber concentrations were measured coulometrically at 15, 30, and 45 minutes after exposure initiation. During exposure, all rats showed lacrimation, salivation, and closed eyes within 15 minutes of the start of exposure. Prostration and gasping were noted in a majority of rats within 30 minutes of the start of exposure. All rats died within 24-hours of exposure; effects at necropsy included respiratory tract findings (Red mottling of lungs in 20/20 rats; frothiness of the trachea in 17/20 rats; moist, spongy lungs in 8/20; wetness around the nares in 20/20 rats).

1 In another study (Stauffer, 1983), groups of ten male and ten female Sprague-Dawley rats were  
 2 exposed to 0, 33, 59, 65, 69, or 124 ppm ethyl chlorothioformate for 4 hours, followed by a 14-day  
 3 observation period. The exposure protocol was similar to that described above (Stauffer, 1982) except  
 4 that chamber concentrations were measured hourly during the 4 hour exposure period. During  
 5 exposure, animals in all treatment groups showed lethargy, lacrimation, excessive salivation, and  
 6 breathing difficulty. Clinical signs after exposure included rough coats, rhinorrhea, chromorhinorrhea,  
 7 salivation, dyspnea, rales, dacryrhea, chromodachrrhea, and paleness. Rats that survived the exposure  
 8 became dehydrated and/or emaciated as the 14-day observation period progressed. Treatment-related  
 9 necropsy findings included discolored lungs, respiratory tract necrosis, basal cell hyperplasia, vascular  
 10 congestion, and alveolar emphysema. Myocardial degeneration, nephrosis, hepatic necrosis, adrenal  
 11 necrosis, spleen and lymph node necrosis, and lymphoid cell depletion were also noted. Deaths in rats  
 12 during or shortly after exposure were attributed to respiratory tract corrosion; whereas, those occurring  
 13 after exposure were attributed to a combination of local corrosive and systemic effects. LC<sub>50</sub> values of  
 14 51 ppm and 41 ppm were calculated for male and female rats, respectively. A combined male and  
 15 female LC<sub>50</sub> value of 45 ppm was also calculated. Data are summarized in Table XI-1.  
 16

17 **TABLE XI-1\*. Mortality of Rats Exposed to Ethyl Chlorothioformate for 4-hours**

18 **Males**

Concentration (ppm)	Incidence	Time of Death (Days Post-Exposure)								
		0	1	2	3	4	5	6	7-14	
33	2/10	0	2	0	0	0	0	0	0	0
59	6/10	0	5	1	0	0	0	0	0	0
65	10/10	0	8	2	0	0	0	0	0	0
69	8/10	1	7	0	0	0	0	0	0	0
124	10/10	6	4	0	0	0	0	0	0	0
LC <sub>50</sub>	51 ppm									

27 **Females**

33	2/10	0	1	0	0	0	0	0	0	1
59	8/10	0	3	3	1	0	0	0	0	1
65	10/10	0	6	2	2	0	0	0	0	0
69	10/10	0	6	4	0	0	0	0	0	0
124	10/10	4	6	0	0	0	0	0	0	0
LC <sub>50</sub>	41 ppm									
Combined Male and Female LC <sub>50</sub>	45 ppm									

35 \*Stauffer, 1983

36  
37  
38 **XI.2.2 Non-lethal Toxicity**

39 No data on non-lethal effects were available for ethyl chlorothioformate.  
 40  
 41

1  
2  
3  
4  
5  
6  
7  
8  
9  
10  
11  
12  
13  
14  
15  
16  
17  
18  
19  
20  
21  
22  
23  
24  
25  
26  
27  
28  
29  
30  
31  
32  
33  
34  
35  
36  
37  
38  
39  
40  
41  
42  
43  
44  
45

**XI.2.3 Developmental/Reproductive Toxicity**

No information concerning the developmental/reproductive toxicity of ethyl chlorothioformate was located in the available literature.

**XI.2.4 Genotoxicity**

Ethyl chlorothioformate was negative both with and without metabolic activation in a bacterial reverse mutation assay in *Salmonella typhimurium* strains TA97, TA98, TA1535, and TA1537 (Zeiger et al., 1988).

**XI.2.5 Carcinogenicity**

No information concerning the carcinogenicity of ethyl chlorothioformate was located in the available literature.

**XI.2.6 Summary**

Four-hour LC<sub>50</sub> values of 51 ppm and 41 ppm were calculated for male and female rats, respectively. A combined male and female LC<sub>50</sub> value of 45 ppm was also calculated (Stauffer, 1983). Signs of toxicity were consistent with severe respiratory tract irritation/corrosion, and necropsy findings suggest that ethyl chlorothioformate may cause both portal of entry and systemic effects. These systemic effects are likely due to the ability of the thio moiety to interact with other biomolecules. Ethyl chlorothioformate was negative in an Ames assay, and no animal data regarding non-lethal toxicity, developmental/reproductive toxicity, or carcinogenicity were available.

**XI.3. DATA ANALYSIS AND AEGL-1**

**XI.3.1 Human Data Relevant to AEGL-1**

No human data consistent with the definition of AEGL-1 were available.

**XI.3.2 Animal Data Relevant to AEGL-1**

No animal data consistent with the definition of AEGL-1 were available.

**XI.3.3 Derivation of AEGL-1**

AEGL-1 values are not recommended for ethyl chlorothioformate due to insufficient data (Table XI-2).

**TABLE XI-2. AEGL-1 Values for Ethyl Chlorothioformate**

**INTERIM 1: 05/2008**

**Methyl Chloroformate, Ethyl Chloroformate, Propyl Chloroformate, Isopropyl Chloroformate, Allyl Chloroformate, n-Butyl Chloroformate, Isobutyl Chloroformate, sec-Butyl Chloroformate, Ethyl Chlorothioformate, Benzyl Chloroformate, Phenyl Chloroformate, 2-Ethylhexyl Chloroformate**

<b>Classification</b>	<b>10-Minute</b>	<b>30-Minute</b>	<b>1-Hour</b>	<b>4-Hour</b>	<b>8-Hour</b>
AEGL-1	NR	NR	NR	NR	NR

NR: Not Recommended. Absence of AEGL-1 values does not imply that concentrations below AEGL-2 are without effect.

**XI.4. DATA ANALYSIS AND AEGL-2**

**XI.4.1 Human Data Relevant to AEGL-2**

No human data consistent with the definition of AEGL-2 were available.

**XI.4.2 Animal Data Relevant to AEGL-2**

No animal data consistent with the definition of AEGL-2 were available.

**XI.4.3 Derivation of AEGL-2**

No acute inhalation data consistent with the definition of AEGL-2 were available. Therefore, the AEGL-2 values for ethyl chlorothioformate will be based upon a 3-fold reduction in the AEGL-3 values; this is considered an estimate of a threshold for irreversible effects (NRC, 2001). This approach is justified based on the steep concentration curve with regard to lethality (4-hour rat mortality incidence: 4/20 at 33 ppm; 14/20 at 59 ppm; 20/20 at 65 ppm; Stauffer, 1983). The AEGL-2 values for ethyl chlorothioformate are presented in Table XI-3, and the calculations for these AEGL-2 values are presented in Appendix XI-A.

**TABLE XI-3. AEGL-2 Values for Ethyl Chlorothioformate**

<b>Classification</b>	<b>10-Minute</b>	<b>30-Minute</b>	<b>1-Hour</b>	<b>4-Hour</b>	<b>8-Hour</b>
AEGL-2	0.33 ppm (1.7 mg/m <sup>3</sup> )	0.33 ppm (1.7 mg/m <sup>3</sup> )	0.26 ppm (1.3 mg/m <sup>3</sup> )	0.17 ppm (0.87 mg/m <sup>3</sup> )	0.083 ppm (0.42 mg/m <sup>3</sup> )

**XI.5. DATA ANALYSIS AND AEGL-3**

**XI.5.1 Human Data Relevant to AEGL-3**

No human data consistent with the definition of AEGL-3 were available.

**XI.5.2 Animal Data Relevant to AEGL-3**

Four-hour LC<sub>50</sub> values of 51 ppm and 41 ppm were calculated for male and female rats, respectively, and the combined sexes LC<sub>50</sub> was 45 ppm (Stauffer, 1983).

**XI.5.3 Derivation of AEGL-3**

An estimated 4-hour rat lethality threshold of 15 ppm ( $\frac{1}{3}$  the 4-hr LC<sub>50</sub>:  $\frac{1}{3} \times 45 \text{ ppm} = 15 \text{ ppm}$ ) (Stauffer, 1983) will be used for deriving AEGL-3 values for ethyl chlorothioformate. An interspecies

1 uncertainty factor of 3 will be applied because ethyl chlorothioformate is highly reactive and clinical  
 2 signs are likely caused by a direct chemical effect on the tissues; this type of effect is not expected to  
 3 vary greatly between species. An intraspecies uncertainty factor of 10 will be applied to protect against  
 4 potential delayed systemic effects that may occur due to the thio- moiety. Thus, the total uncertainty  
 5 factor is 30. The concentration-exposure time relationship for many irritant and systemically-acting  
 6 vapors and gases may be described by  $c^n \times t = k$ , where the exponent, n, ranges from 0.8 to 3.5 (ten  
 7 Berge et al., 1986). To obtain conservative and protective AEGL values in the absence of an  
 8 empirically derived chemical-specific scaling exponent, temporal scaling was performed using n=3  
 9 when extrapolating to shorter time points (30-minutes and 1-hour) and n = 1 when extrapolating to  
 10 longer time points (8-hours). The 30-minute AEGL-3 value will be adopted as the 10-minute value due  
 11 to the uncertainty in extrapolating from a 4-hour point-of-departure. The AEGL-3 values for ethyl  
 12 chlorothioformate are presented in Table XI-4, and the calculations for these AEGL-3 values are  
 13 presented in Appendix XI-A.

14  
15

TABLE XI-4. AEGL-3 Values for Ethyl Chlorothioformate					
Classification	10-Minute	30-Minute	1-Hour	4-Hour	8-Hour
AEGL-3	1.0 ppm (5.1 mg/m <sup>3</sup> )	1.0 ppm (5.1 mg/m <sup>3</sup> )	0.79 ppm (4.0 mg/m <sup>3</sup> )	0.50 ppm (2.6 mg/m <sup>3</sup> )	0.25 ppm (1.3 mg/m <sup>3</sup> )

19  
20

## 21 XI.6. SUMMARY OF AEGLS

22

### 23 XI.6.1 AEGL Values and Toxicity Endpoints

24 Data were insufficient for derivation of AEGL-1 values for ethyl chlorothioformate. The AEGL-2  
 25 values were obtained by a three-fold reduction of AEGL-3 values, and the AEGL-3 values were based  
 26 on an estimated 4-hour rat lethality threshold.

27

TABLE XI-5. Summary of AEGL Values for Ethyl Chlorothioformate					
Classification	10-minute	30-minute	1-hour	4-hour	8-hour
AEGL-1 (Nondisabling)	NR	NR	NR	NR	NR
AEGL-2 (Disabling)	0.33 ppm (1.7 mg/m <sup>3</sup> )	0.33 ppm (1.7 mg/m <sup>3</sup> )	0.26 ppm (1.3 mg/m <sup>3</sup> )	0.17 ppm (0.87 mg/m <sup>3</sup> )	0.083 ppm (0.42 mg/m <sup>3</sup> )
AEGL-3 (Lethal)	1.0 ppm (5.1 mg/m <sup>3</sup> )	1.0 ppm (5.1 mg/m <sup>3</sup> )	0.79 ppm (4.0 mg/m <sup>3</sup> )	0.50 ppm (2.6 mg/m <sup>3</sup> )	0.25 ppm (1.3 mg/m <sup>3</sup> )

36 NR: Not Recommended

37  
38  
39

### 40 XI.6.2. Comparison with Other Standards and Guidelines

41  
42 No extant values were located for ethyl chlorothioformate.

INTERIM 1: 05/2008

Methyl Chloroformate, Ethyl Chloroformate, Propyl Chloroformate, Isopropyl Chloroformate, Allyl Chloroformate, n-Butyl Chloroformate, Isobutyl Chloroformate, sec-Butyl Chloroformate, Ethyl Chlorothioformate, Benzyl Chloroformate, Phenyl Chloroformate, 2-Ethylhexyl Chloroformate

1 **XI.6.3 Data Quality and Research Needs**

2

3 No human toxicity data were available. Animal toxicity data available were limited to rat lethality  
4 studies.



1 **XI.7. REFERENCES**

2  
3 NRC (National Research Council). 2001. Standing Operating Procedures for Developing Acute  
4 Exposure Guideline Levels for Hazardous Chemicals. National Academy Press, Washington, DC.

5  
6 Stauffer. 1982. Acute inhalation toxicity of ethyl chlorothioformate (T-10710). Environmental Health  
7 Center Inhalation Facility. Stauffer Chemical Company. 400 Farmington Avenue. Farmington, CT.  
8 OTS0545667.

9  
10 Stauffer. 1983. Acute inhalation toxicity of ethyl chlorothioformate in rats (T-10710). Environmental  
11 Health Center Inhalation Facility. Stauffer Chemical Company. 400 Farmington Avenue.  
12 Farmington, CT. OTS0538464.

13  
14 ten Berge, W.F., Zwart, A. and Appelman, L.M. 1986. Concentration-time mortality response relation-  
15 ship of irritant and systemically acting vapours and gases. J. Hazardous Materials 13:301-309.

16  
17 Zeiger, E., Anderson, B., Haworth, S., Lawlor, T., and Mortelmans, K. 1988. Salmonella mutagenicity  
18 tests: IV. Results from the testing of 300 chemicals. Environ. Mol. Mutagen. 11: (Suppl 12): 1-158.

**INTERIM 1: 05/2008**

**Methyl Chloroformate, Ethyl Chloroformate, Propyl Chloroformate, Isopropyl Chloroformate, Allyl Chloroformate, n-Butyl Chloroformate, Isobutyl Chloroformate, sec-Butyl Chloroformate, Ethyl Chlorothioformate, Benzyl Chloroformate, Phenyl Chloroformate, 2-Ethylhexyl Chloroformate**

1  
2  
3  
4  
5

**APPENDIX XI-A:**

**Derivation of AEGL Values for Ethyl Chlorothioformate**

INTERIM 1: 05/2008

Methyl Chloroformate, Ethyl Chloroformate, Propyl Chloroformate, Isopropyl Chloroformate, Allyl Chloroformate, n-Butyl Chloroformate, Isobutyl Chloroformate, sec-Butyl Chloroformate, Ethyl Chlorothioformate, Benzyl Chloroformate, Phenyl Chloroformate, 2-Ethylhexyl Chloroformate

1  
2  
3  
4  
5  
6  
7

**DERIVATION OF AEGL-1 VALUES FOR ETHYL CHLOROTHIOFORMATE**

AEGL-1 values are not recommended for ethyl chlorothioformate due to insufficient data.

1  
2  
3  
4  
5  
6  
7  
8  
9  
10  
11  
12  
13  
14  
15  
16  
17  
18  
19  
20  
21  
22  
23

**Derivation of AEGL-2 Values for Ethyl Chlorothioformate**

Key study: Stauffer, 1983

Toxicity Endpoint: 1/3 the AEGL-3 values

<u>10-min AEGL-2:</u>	$1.0 \text{ ppm} \div 3 = 0.33 \text{ ppm}$
<u>30-min AEGL-2:</u>	$1.0 \text{ ppm} \div 3 = 0.33 \text{ ppm}$
<u>1-hr AEGL-2:</u>	$0.79 \text{ ppm} \div 3 = 0.26 \text{ ppm}$
<u>4-hr AEGL-2:</u>	$0.5 \text{ ppm} \div 3 = 0.17 \text{ ppm}$
<u>8-hr AEGL-2:</u>	$0.25 \text{ ppm} \div 3 = 0.083 \text{ ppm}$

**INTERIM 1: 05/2008**

**Methyl Chloroformate, Ethyl Chloroformate, Propyl Chloroformate, Isopropyl Chloroformate, Allyl Chloroformate, n-Butyl Chloroformate, Isobutyl Chloroformate, sec-Butyl Chloroformate, Ethyl Chlorothioformate, Benzyl Chloroformate, Phenyl Chloroformate, 2-Ethylhexyl Chloroformate**

**DERIVATION OF AEGL-3 VALUES FOR ETHYL CHLOROTHIOFORMATE**

Key study: Stauffer, 1983

Toxicity Endpoint: Estimated 4-hr rat lethality threshold of 15 ppm (1/3 the LC<sub>50</sub> of 45 ppm)

Scaling: 30-minutes and 1-hour

$$C^3 \times t = k$$

$$(15 \text{ ppm})^3 \times 4 \text{ hr} = 13,500 \text{ ppm}^3\text{hr}$$

8-hours

$$C^1 \times t = k$$

$$(15 \text{ ppm})^1 \times 4 \text{ hr} = 60 \text{ ppm}^1\text{hr}$$

Uncertainty Factors:

3 for interspecies variability

10 for intraspecies variability

10-min AEGL-3:

30-minute value adopted as 10-minute value because POD was 4-hours = 1.0 ppm

30-min AEGL-3

$$C^3 \times 0.5 \text{ hr} = 13,500 \text{ ppm}^3\text{hr}$$

$$C^3 = 27,000 \text{ ppm}$$

$$C = 30 \text{ ppm}$$

$$30\text{-min AEGL-3} = 30/30 = 1.0 \text{ ppm}$$

1-hr AEGL-3

$$C^3 \times 1 \text{ hr} = 13,500 \text{ ppm}^3\text{hr}$$

$$C^3 = 13,500 \text{ ppm}$$

$$C = 23.8 \text{ ppm}$$

$$1\text{-hr AEGL-3} = 23.8/30 = 0.79 \text{ ppm}$$

4-hr AEGL-3

$$15 \text{ ppm} \div 30 = 0.50$$

8-hr AEGL-3

$$C^1 \times 8 \text{ hr} = 60 \text{ ppm}^1\text{hr}$$

$$C^1 = 7.5 \text{ ppm}$$

$$C = 7.5 \text{ ppm}$$

$$8\text{-hr AEGL-3} = 7.5/30 = 0.25 \text{ ppm}$$

1  
2  
3  
4

**APPENDIX XI-B:**

**Derivation Summary for Ethyl Chlorothioformate AEGLS**

**INTERIM 1: 05/2008**

**Methyl Chloroformate, Ethyl Chloroformate, Propyl Chloroformate, Isopropyl Chloroformate, Allyl Chloroformate, n-Butyl Chloroformate, Isobutyl Chloroformate, sec-Butyl Chloroformate, Ethyl Chlorothioformate, Benzyl Chloroformate, Phenyl Chloroformate, 2-Ethylhexyl Chloroformate**

1  
2  
3  
4  
5  
6  
7  
8  
9  
10  
11  
12  
13  
14  
15  
16  
17

<b>AEGL-1 VALUES FOR ETHYL CHLOROTHIOFORMATE</b>				
<b>10 minutes</b>	<b>30 minutes</b>	<b>1 hour</b>	<b>4 hour</b>	<b>8 hour</b>
<b>NR</b>	<b>NR</b>	<b>NR</b>	<b>NR</b>	<b>NR</b>
Key Reference: Chemical-specific data were insufficient for deriving AEGL-1 values.				
Test Species/Strain/Number:				
Exposure Route/Concentrations/Durations:				
Effects:				
Endpoint/Concentration/Rationale:				
Uncertainty Factors/Rationale:				
Modifying Factor:				
Animal to Human Dosimetric Adjustment:				
Time Scaling:				
Data Quality and Research Needs: No chemical-specific data were available for derivation of AEGL-1 values for ethyl chlorothioformate.				

**INTERIM 1: 05/2008**

**Methyl Chloroformate, Ethyl Chloroformate, Propyl Chloroformate, Isopropyl Chloroformate, Allyl Chloroformate, n-Butyl Chloroformate, Isobutyl Chloroformate, sec-Butyl Chloroformate, Ethyl Chlorothioformate, Benzyl Chloroformate, Phenyl Chloroformate, 2-Ethylhexyl Chloroformate**

1  
2  
3  
4  
5  
6  
7  
8  
9  
10  
11  
12  
13  
14  
15  
16  
17  
18  
19  
20  
21  
22

<b>AEGL-2 VALUES FOR ETHYL CHLOROTHIOFORMATE</b>				
<b>10-Minute</b>	<b>30-Minute</b>	<b>1-Hour</b>	<b>4-Hour</b>	<b>8-Hour</b>
<b>0.33 ppm</b>	<b>0.33 ppm</b>	<b>0.26 ppm</b>	<b>0.17 ppm</b>	<b>0.083 ppm</b>
Key Reference: Stauffer. 1983. Acute inhalation toxicity of ethyl chlorothioformate in rats (T-10710). Environmental Health Center Inhalation Facility. Stauffer Chemical Company. 400 Farmington Avenue. Farmington, CT. OTS0538464.				
Test Species/Strain/Number: See AEGL-3 Derivation summary table				
Exposure Route/Concentrations/Durations: See AEGL-3 Derivation summary table				
Effects: See AEGL-3 Derivation summary table				
Endpoint/Concentration/Rationale: 3-fold reduction of AEGL-3 values. Considered threshold for the inability to escape. This approach is justified based on the steep concentration curve with regard to lethality (4-hour rat mortality incidence: 4/20 at 33 ppm; 14/20 at 59 ppm; 20/20 at 65 ppm; Stauffer, 1983).				
Uncertainty Factors/Rationale: See AEGL-3 Derivation summary table				
Modifying Factor: See AEGL-3 Derivation summary table				
Animal to Human Dosimetric Adjustment: NA				
Time Scaling: See AEGL-3 Derivation summary table				
Data quality and research needs: See AEGL-3 Derivation summary table.				



**INTERIM 1: 05/2008**

**Methyl Chloroformate, Ethyl Chloroformate, Propyl Chloroformate, Isopropyl Chloroformate, Allyl Chloroformate, n-Butyl Chloroformate, Isobutyl Chloroformate, sec-Butyl Chloroformate, Ethyl Chlorothioformate, Benzyl Chloroformate, Phenyl Chloroformate, 2-Ethylhexyl Chloroformate**

1  
2  
3  
4  
5  
6  
7  
8  
9  
10  
11  
12  
13  
14  
15  
16  
17  
18  
19  
20  
21  
22  
23  
24  
25  
26  
27  
28  
29

<b>AEGL-3 VALUES FOR ETHYL CHLOROTHIOFORMATE</b>				
<b>10-Minute</b>	<b>30-Minute</b>	<b>1-Hour</b>	<b>4-Hour</b>	<b>8-Hour</b>
<b>1.0 ppm</b>	<b>1.0 ppm</b>	<b>0.79 ppm</b>	<b>0.50 ppm</b>	<b>0.25 ppm</b>
Key Reference: Stauffer. 1983. Acute inhalation toxicity of ethyl chlorothioformate in rats (T-10710). Environmental Health Center Inhalation Facility. Stauffer Chemical Company. 400 Farmington Avenue. Farmington, CT. OTS0538464.				
Test Species/Strain/Sex/Number: Sprague Dawley rats/ 10/sex/group				
Exposure Route/Concentrations/Durations: Rats/Inhalation/4 hours (Estimated lethality threshold of 1/3 the 4-hr rat LC <sub>50</sub> of 45 ppm (1/3 x 45 ppm = 15 ppm) is the point-of-departure for AEGL-3)				
Endpoint/Concentration/Rationale: 1/3 the 4-hr rat LC <sub>50</sub> of 45 ppm (1/3 x 45 ppm = 15 ppm)/ 15 ppm/Estimated threshold for death for 4 hour exposure in rats				
Effects: LC <sub>50</sub> =51 ppm (male); 41 ppm (female); 45 ppm (combined male and female)				
Uncertainty Factors/Rationale: Interspecies = 3: Ethyl chlorothioformate is highly reactive and clinical signs are likely caused by a direct chemical effect on the tissues; this type of effect is not expected to vary greatly between species or among individuals.  Intraspecies = 10: Protect against potential delayed systemic effects from the thio- moiety				
Modifying Factor:				
Animal to Human Dosimetric Adjustment: Insufficient data				
Time Scaling: c <sup>n</sup> x t= k, where n=3 when extrapolating to shorter time points (30-minutes and 1-hour) and n = 1 when extrapolating to longer time points (8-hours). The 30-minute value was adopted as the 10-minute value because the point-of-departure was 4-hours.				
Data Quality and Research Needs: Data limited to rat lethality studies.				

**INTERIM 1: 05/2008**

**Methyl Chloroformate, Ethyl Chloroformate, Propyl Chloroformate, Isopropyl Chloroformate, Allyl Chloroformate, n-Butyl Chloroformate, Isobutyl Chloroformate, sec-Butyl Chloroformate, Ethyl Chlorothioformate, Benzyl Chloroformate, Phenyl Chloroformate, 2-Ethylhexyl Chloroformate**

1  
2  
3

**APPENDIX XI-C:**

**Category Plot for Ethyl Chlorothioformate**

**INTERIM 1: 05/2008**

**Methyl Chloroformate, Ethyl Chloroformate, Propyl Chloroformate, Isopropyl Chloroformate, Allyl Chloroformate, n-Butyl Chloroformate, Isobutyl Chloroformate, sec-Butyl Chloroformate, Ethyl Chloroformate, Benzyl Chloroformate, Phenyl Chloroformate, 2-Ethylhexyl Chloroformate**

1  
2  
3  
4  
5  
6  
7  
8  
9  
10  
11  
12  
13  
14  
15  
16  
17  
18  
19  
20  
21  
22  
23  
24  
25  
26  
27  
28  
29  
30  
31  
32  
33  
34  
35  
36  
37  
38  
39

