

**EDEN NORTH CAROLINA COAL ASH SPILL
SURFACE WATER RESULTS**

NOTE: The data below represents surface water samples that were collected on Feb 10, 2014 by EPA SESD (Team 2). Water sample measurements are in milligrams per liter (mg/L) and/or micrograms per liter (µg/L) for these samples. The data is being compared to EPA ecological risk screening levels (ERSLs) to protect aquatic life in the surface water of the Dan River. Specific qualifiers and footnotes are listed below the summary table. These samples were collected at various locations along the river (refer to map for generalized locations). The detected concentrations in surface water are all below the EPA ERSLs with the exception of lead. When chemical concentrations exceed the screening values it doesn't mean there will be adverse health or ecological effects, but recommends further investigation may be needed.

Analyte	Ecological Screening Standard for Surface Water Samples ¹		Approximately 1.5 mile upstream of Berry Hill Bridge		Approximately 1.5 mile upstream of Berry Hill Bridge		Approximately 0.7 mile upstream of Berry Hill Bridge		Approximately 0.7 mile upstream of Berry Hill Bridge	
Sample Information										
Sample ID	-		DR8A-0214SW		DR8B-0214SW		DR9A-0214SW		DR9B-0214SW	
Date	-		02/10/2014		02/10/2014		02/10/2014		02/10/2014	
Time	-		1000		1015		1100		1100	
Status	-		Validation Complete		Validation Complete		Validation Complete		Validation Complete	
Media	-		Surface Water		Sediment-Water Interface		Surface Water		Sediment-Water Interface	
Approximate Depth in Feet (bws)	-		2		4		2		4	
Total Metals										
Aluminum	2,000	µg/L	490	µg/L	490	µg/L	500	µg/L	480	µg/L
Antimony	5.6	µg/L	1U	µg/L	1U	µg/L	1U	µg/L	1U	µg/L
Arsenic	10	µg/L	1U	µg/L	1U	µg/L	1U	µg/L	1U	µg/L
Barium	220	µg/L	23	µg/L	24	µg/L	24	µg/L	23	µg/L
Beryllium	0.66	µg/L	0.5U	µg/L	0.5U	µg/L	0.5U	µg/L	0.5U	µg/L
Boron	360	µg/L	170	µg/L	160	µg/L	160	µg/L	160	µg/L
Cadmium	2	µg/L	0.5U	µg/L	0.5U	µg/L	0.5U	µg/L	0.5U	µg/L
Calcium	-	-	7,000	µg/L	7,100	µg/L	7,000	µg/L	7,000	µg/L
Chromium	29	µg/L	1.1UJ	µg/L	1.1UJ	µg/L	1.1UJ	µg/L	1.1UJ	µg/L
Cobalt	24	µg/L	5U	µg/L	5U	µg/L	5U	µg/L	5U	µg/L
Copper	3	µg/L	1.3U,B-2	µg/L	1.3U,B-2	µg/L	1.3U,B-2	µg/L	1.3U,B-2	µg/L
Iron	2,300	µg/L	680	µg/L	700	µg/L	700	µg/L	690	µg/L
Lead	0.6	µg/L	0.4U	µg/L	0.4U	µg/L	0.4U	µg/L	0.4U	µg/L
Magnesium	-	-	2,600	µg/L	2,600	µg/L	2,600	µg/L	2,600	µg/L
Manganese	200	µg/L	20	µg/L	21	µg/L	19	µg/L	19	µg/L
Mercury	0.012	µg/L	0.1U	µg/L	0.1U	µg/L	0.1U	µg/L	0.1U	µg/L
Molybdenum	-	-	10U	µg/L	10U	µg/L	10U	µg/L	10U	µg/L
Nickel	17	µg/L	10U	µg/L	10U	µg/L	10U	µg/L	10U	µg/L
Potassium	53,000	µg/L	1,400	µg/L	1,400	µg/L	1,400	µg/L	1,400	µg/L
Selenium	5	µg/L	2U	µg/L	2U	µg/L	2U	µg/L	2U	µg/L
Silver	0.06	µg/L	0.013U,J	µg/L	0.013U,J	µg/L	0.013U,J	µg/L	0.013U,J	µg/L
Sodium	680,000	µg/L	4,700	µg/L	4,600	µg/L	4,700	µg/L	4,600	µg/L
Strontium	1,500	µg/L	47	µg/L	47	µg/L	47	µg/L	47	µg/L
Thallium	0.24	µg/L	0.2U	µg/L	0.2U	µg/L	0.2U	µg/L	0.2U	µg/L
Tin	73	µg/L	15U	µg/L	15U	µg/L	15U	µg/L	15U	µg/L
Titanium	-	-	23	µg/L	23	µg/L	23	µg/L	22	µg/L
Vanadium	27	µg/L	5U	µg/L	5U	µg/L	5U	µg/L	5U	µg/L
Yttrium	-	-	3U	µg/L	3U	µg/L	3U	µg/L	3U	µg/L
Zinc	39	µg/L	10U	µg/L	10U	µg/L	10U	µg/L	10U	µg/L
Classical/Nutrient Analyses										
Total Dissolved Solids	-	-	71	mg/L	71	mg/L	72	mg/L	68	mg/L
Total Suspended Solids	-	-	6.9	mg/L	8.2	mg/L	7.8	mg/L	8.1	mg/L

Notes

- ¹ Value obtained from the GL Tier 2 Values; National Recommended Water Quality Criteria; Suter and Tsao (1996); Reference condition for EcoRegion XI (25 percentile); NCDENR State Standards for surface water
- EPA U.S. Environmental Protection Agency
µg/L micrograms per liter
mg/L milligrams per liter

**EDEN NORTH CAROLINA COAL ASH SPILL
SURFACE WATER RESULTS**

Analyte	Ecological Screening Standard for Surface Water Samples ¹		Approximately 0.3 mile downstream of Berry Hill Bridge		Approximately 0.3 mile downstream of Berry Hill Bridge		Approximately 1.3 mile downstream of Berry Hill Bridge		Approximately 1.3 mile downstream of Berry Hill Bridge	
Sample Information										
Sample ID	-		DR10A-0214SW		DR10B-0214SW		DR11A-0214SW		DR11B-0214SW	
Date	-		02/10/2014		02/10/2014		02/10/2014		02/10/2014	
Time	-		0935		0935		1030		1030	
Status	-		Validation Complete		Validation Complete		Validation Complete		Validation Complete	
Media	-		Surface Water		Sediment-Water Interface		Surface Water		Sediment-Water Interface	
Approximate Depth in Feet (bws)	-									
Total Metals										
Aluminum	2,000	µg/L	620	µg/L	570	µg/L	580	µg/L	580	µg/L
Antimony	5.6	µg/L	1U	µg/L	1U	µg/L	1U	µg/L	1U	µg/L
Arsenic	10	µg/L	1.5U,B-2	µg/L	1.5U,B-2	µg/L	1.5U,B-2	µg/L	1.5U,B-2	µg/L
Barium	220	µg/L	26	µg/L	25	µg/L	26	µg/L	25	µg/L
Beryllium	0.66	µg/L	0.5U	µg/L	0.5U	µg/L	0.5U	µg/L	0.5U	µg/L
Boron	360	µg/L	170	µg/L	170	µg/L	160	µg/L	170	µg/L
Cadmium	2	µg/L	0.5U	µg/L	0.5U	µg/L	0.5U	µg/L	0.5U	µg/L
Calcium	-	-	7,200	µg/L	7,100	µg/L	7,100	µg/L	7,200	µg/L
Chromium	29	µg/L	1.1U,J	µg/L	1.1U,J	µg/L	1.1U,J	µg/L	1.1U,J	µg/L
Cobalt	24	µg/L	5U	µg/L	5U	µg/L	5U	µg/L	5U	µg/L
Copper	3	µg/L	1.5U,B-2	µg/L	1.5U,B-2	µg/L	1.6U,B-2	µg/L	1.5U,B-2	µg/L
Iron	2,300	µg/L	790	µg/L	740	µg/L	760	µg/L	780	µg/L
Lead	0.6	µg/L	0.47	µg/L	0.43	µg/L	0.45	µg/L	0.43	µg/L
Magnesium	-	-	2,700	µg/L	2,700	µg/L	2,600	µg/L	2,700	µg/L
Manganese	200	µg/L	21	µg/L	20	µg/L	20	µg/L	20	µg/L
Mercury	0.012	µg/L	0.1U	µg/L	0.1U	µg/L	0.1U	µg/L	0.1U	µg/L
Molybdenum	-	-	10U	µg/L	10U	µg/L	10U	µg/L	10U	µg/L
Nickel	17	µg/L	10U	µg/L	10U	µg/L	10U	µg/L	10U	µg/L
Potassium	53,000	µg/L	1,400	µg/L	1,400	µg/L	1,400	µg/L	1,500	µg/L
Selenium	5	µg/L	2U	µg/L	2U	µg/L	2U	µg/L	2U	µg/L
Silver	0.06	µg/L	0.013U,J	µg/L	0.014J,Q-2	µg/L	0.013U,J	µg/L	0.013U,J	µg/L
Sodium	680,000	µg/L	4,600	µg/L	4,700	µg/L	4,700	µg/L	4,700	µg/L
Strontium	1,500	µg/L	48	µg/L	48	µg/L	48	µg/L	49	µg/L
Thallium	0.24	µg/L	0.2U	µg/L	0.2U	µg/L	0.2U	µg/L	0.2U	µg/L
Tin	73	µg/L	15U	µg/L	15U	µg/L	15U	µg/L	15U	µg/L
Titanium	-	-	31	µg/L	27	µg/L	28	µg/L	30	µg/L
Vanadium	27	µg/L	5U	µg/L	5U	µg/L	5U	µg/L	5U	µg/L
Yttrium	-	-	3U	µg/L	3U	µg/L	3U	µg/L	3U	µg/L
Zinc	39	µg/L	10U	µg/L	10U	µg/L	10U	µg/L	10U	µg/L
Classical/Nutrient Analyses										
Total Dissolved Solids	-	-	69	mg/L	75	mg/L	72	mg/L	71	mg/L
Total Suspended Solids	-	-	9.4	mg/L	12	mg/L	11	mg/L	11	mg/L

Notes

¹ Value obtained from the GL Tier 2 Values; National Recommended Water Quality Criteria; Suter and Tsao (1996); Reference condition for EcoRegion XI (25 percentile); NCDENR State Standards for surface water

EPA U.S. Environmental Protection Agency
µg/L micrograms per liter
mg/L milligrams per liter

**EDEN NORTH CAROLINA COAL ASH SPILL
SURFACE WATER RESULTS**

Analyte	Ecological Screening Standard for Surface Water Samples ¹		Approximately 2.3 mile downstream of Berry Hill Bridge		Approximately 2.3 mile downstream of Berry Hill Bridge		Approximately 3.3 mile downstream of Berry Hill Bridge		Approximately 3.3 mile downstream of Berry Hill Bridge	
Sample Information										
Sample ID	-		DR12A-0214SW		DR12B-0214SW		DR13A-0214SW		DR13B-0214SW	
Date	-		02/10/2014		02/10/2014		02/10/2014		02/10/2014	
Time	-		1120		1120		1300		1310	
Status	-		Validation Complete		Validation Complete		Validation Complete		Validation Complete	
Media	-		Surface Water		Sediment-Water Interface		Surface Water		Sediment-Water Interface	
Approximate Depth in Feet (bws)	-		-		-		2		4	
Total Metals										
Aluminum	2,000	µg/L	580	µg/L	580	µg/L	580	µg/L	570	µg/L
Antimony	5.6	µg/L	1U	µg/L	1U	µg/L	1U	µg/L	1U	µg/L
Arsenic	10	µg/L	1.5U,B-2	µg/L	1.5U,B-2	µg/L	1.5U,B-2	µg/L	1.5U,B-2	µg/L
Barium	220	µg/L	25	µg/L	25	µg/L	24	µg/L	24	µg/L
Beryllium	0.66	µg/L	0.5U	µg/L	0.5U	µg/L	0.5U	µg/L	0.5U	µg/L
Boron	360	µg/L	160	µg/L	160	µg/L	160	µg/L	160	µg/L
Cadmium	2	µg/L	0.5U	µg/L	0.5U	µg/L	0.5U	µg/L	0.5U	µg/L
Calcium	-	-	7,000	µg/L	7,200	µg/L	7,000	µg/L	7,000	µg/L
Chromium	29	µg/L	1.1U,J	µg/L	1.1U,J	µg/L	1.1U,J	µg/L	1.1U,J	µg/L
Cobalt	24	µg/L	5U	µg/L	5U	µg/L	5U	µg/L	5U	µg/L
Copper	3	µg/L	1.5U,B-2	µg/L	1.5U,B-2	µg/L	1.4U,B-2	µg/L	1.5U,B-2	µg/L
Iron	2,300	µg/L	760	µg/L	770	µg/L	750	µg/L	750	µg/L
Lead	0.6	µg/L	0.42	µg/L	0.43	µg/L	0.4U	µg/L	0.4U	µg/L
Magnesium	-	-	2,600	µg/L	2,700	µg/L	2,600	µg/L	2,600	µg/L
Manganese	200	µg/L	20	µg/L	20	µg/L	19	µg/L	19	µg/L
Mercury	0.012	µg/L	0.1U	µg/L	0.1U	µg/L	0.1U	µg/L	0.1U	µg/L
Molybdenum	-	-	10U	µg/L	10U	µg/L	10U	µg/L	10U	µg/L
Nickel	17	µg/L	10U	µg/L	10U	µg/L	10U	µg/L	10U	µg/L
Potassium	53,000	µg/L	1,300	µg/L	1,400	µg/L	1,400	µg/L	1,400	µg/L
Selenium	5	µg/L	2U	µg/L	2U	µg/L	2U	µg/L	2U	µg/L
Silver	0.06	µg/L	0.013U,J	µg/L	0.018I,Q-2	µg/L	0.013U,J	µg/L	0.013U,J	µg/L
Sodium	680,000	µg/L	4,500	µg/L	4,700	µg/L	4,600	µg/L	4,600	µg/L
Strontium	1,500	µg/L	47	µg/L	49	µg/L	48	µg/L	48	µg/L
Thallium	0.24	µg/L	0.2U	µg/L	0.2U	µg/L	0.2U	µg/L	0.2U	µg/L
Tin	73	µg/L	15U	µg/L	15U	µg/L	15U	µg/L	15U	µg/L
Titanium	-	-	29	µg/L	28	µg/L	27	µg/L	27	µg/L
Vanadium	27	µg/L	5U	µg/L	5U	µg/L	5U	µg/L	5U	µg/L
Yttrium	-	-	3U	µg/L	3U	µg/L	3U	µg/L	3U	µg/L
Zinc	39	µg/L	10U	µg/L	10U	µg/L	10U	µg/L	10U	µg/L
Classical/Nutrient Analyses										
Total Dissolved Solids	-	-	72	mg/L	73	mg/L	72	mg/L	72	mg/L
Total Suspended Solids	-	-	11	mg/L	12	mg/L	8.6	mg/L	9.9	mg/L

Notes

¹ Value obtained from the GL Tier 2 Values; National Recommended Water Quality Criteria; Suter and Tsao (1996); Reference condition for EcoRegion XI (25 percentile); NCDENR State Standards for surface water

EPA U.S. Environmental Protection Agency
µg/L micrograms per liter
mg/L milligrams per liter

**EDEN NORTH CAROLINA COAL ASH SPILL
SURFACE WATER RESULTS**

Analyte	Ecological Screening Standard for Surface Water Samples ¹		Approximately 4.3 mile downstream of Berry Hill Bridge		Approximately 4.3 mile downstream of Berry Hill Bridge		Approximately 5.2 mile downstream of Berry Hill Bridge		Approximately 5.2 mile downstream of Berry Hill Bridge	
Sample Information										
Sample ID	-		DR14A-0214SW		DR14B-0214SW		DR15A-0214SW		DR15B-0214SW	
Date	-		02/10/2014		02/10/2014		02/10/2014		02/10/2014	
Time	-		1245		1245		1400		1400	
Status	-		Validation Complete		Validation Complete		Validation Complete		Validation Complete	
Media	-		Surface Water		Sediment-Water Interface		Surface Water		Sediment-Water Interface	
Approximate Depth in Feet (bws)	-		-		-		2		4	
Total Metals										
Aluminum	2,000	µg/L	580	µg/L	560	µg/L	530	µg/L	560	µg/L
Antimony	5.6	µg/L	1U	µg/L	1U	µg/L	1U	µg/L	1U	µg/L
Arsenic	10	µg/L	1.5U,B-2	µg/L	1.5U,B-2	µg/L	1.5U,B-2	µg/L	1.5U,B-2	µg/L
Barium	220	µg/L	25	µg/L	25	µg/L	25	µg/L	25	µg/L
Beryllium	0.66	µg/L	0.5U	µg/L	0.5U	µg/L	0.5U	µg/L	0.5U	µg/L
Boron	360	µg/L	160	µg/L	160	µg/L	160	µg/L	160	µg/L
Cadmium	2	µg/L	0.5U	µg/L	0.5U	µg/L	0.5U	µg/L	0.5U	µg/L
Calcium	-	-	7,000	µg/L	7,100	µg/L	7,100	µg/L	7,000	µg/L
Chromium	29	µg/L	1.1U,J	µg/L	1.1U,J	µg/L	1.1U,J	µg/L	1.1U,J	µg/L
Cobalt	24	µg/L	5U	µg/L	5U	µg/L	5U	µg/L	5U	µg/L
Copper	3	µg/L	1.7U,B-2	µg/L	1.5U,B-2	µg/L	1.4U,B-2	µg/L	1.3U,B-2	µg/L
Iron	2,300	µg/L	750	µg/L	750	µg/L	720	µg/L	720	µg/L
Lead	0.6	µg/L	0.4	µg/L	1U	µg/L	0.4U	µg/L	0.4	µg/L
Magnesium	-	-	2,600	µg/L	2,700	µg/L	2,700	µg/L	2,600	µg/L
Manganese	200	µg/L	20	µg/L	20	µg/L	18	µg/L	19	µg/L
Mercury	0.012	µg/L	0.1U	µg/L	0.1U	µg/L	0.1U	µg/L	0.1U	µg/L
Molybdenum	-	-	10U	µg/L	10U	µg/L	10U	µg/L	10U	µg/L
Nickel	17	µg/L	10U	µg/L	10U	µg/L	10U	µg/L	10U	µg/L
Potassium	53,000	µg/L	1,400	µg/L	1,400	µg/L	1,400	µg/L	1,400	µg/L
Selenium	5	µg/L	2U	µg/L	2U	µg/L	2U	µg/L	2U	µg/L
Silver	0.06	µg/L	0.013U,J	µg/L	0.013U,J	µg/L	0.013U,J	µg/L	0.013U,J	µg/L
Sodium	680,000	µg/L	4,600	µg/L	4,700	µg/L	4,700	µg/L	4,600	µg/L
Strontium	1,500	µg/L	48	µg/L	48	µg/L	48	µg/L	47	µg/L
Thallium	0.24	µg/L	0.2U	µg/L	0.2U	µg/L	0.2U	µg/L	0.2U	µg/L
Tin	73	µg/L	15U	µg/L	15U	µg/L	15U	µg/L	15U	µg/L
Titanium	-	-	29	µg/L	27	µg/L	25	µg/L	27	µg/L
Vanadium	27	µg/L	5U	µg/L	5U	µg/L	5U	µg/L	5U	µg/L
Yttrium	-	-	3U	µg/L	3U	µg/L	3U	µg/L	3U	µg/L
Zinc	39	µg/L	10U	µg/L	10U	µg/L	10U	µg/L	10U	µg/L
Classical/Nutrient Analyses										
Total Dissolved Solids	-	-	72	mg/L	70	mg/L	71	mg/L	70	mg/L
Total Suspended Solids	-	-	9.4	mg/L	9.6	mg/L	9	mg/L	9.7	mg/L

Notes

¹ Value obtained from the GL Tier 2 Values; National Recommended Water Quality Criteria; Suter and Tsao (1996); Reference condition for EcoRegion XI (25 percentile); NCDENR State Standards for surface water

EPA U.S. Environmental Protection Agency
µg/L micrograms per liter
mg/L milligrams per liter

**EDEN NORTH CAROLINA COAL ASH SPILL
SURFACE WATER RESULTS**

Analyte	Ecological Screening Standard for Surface Water Samples ¹		Approximately 6.3 mile downstream of Berry Hill Bridge		Approximately 6.3 mile downstream of Berry Hill Bridge		Approximately 1.9 mile upstream of US HWY 58 Bridge		Approximately 1.9 mile upstream of US HWY 58 Bridge	
Sample Information										
Sample ID	-		DR16A-0214SW		DR16B-0214SW		DR17A-0214SW		DR17B-0214SW	
Date	-		02/10/2014		02/10/2014		02/10/2014		02/10/2014	
Time	-		1345		1345		1500		1500	
Status	-		Validation Complete		Validation Complete		Validation Complete		Validation Complete	
Media	-		Surface Water		Sediment-Water Interface		Surface Water		Sediment-Water Interface	
Approximate Depth in Feet (bws)	-		-		-		2.5		5	
Total Metals										
Aluminum	2,000	µg/L	500	µg/L	510	µg/L	520	µg/L	560	µg/L
Antimony	5.6	µg/L	1U	µg/L	1U	µg/L	1U	µg/L	1U	µg/L
Arsenic	10	µg/L	1U	µg/L	1U	µg/L	1U	µg/L	1U	µg/L
Barium	220	µg/L	24	µg/L	25	µg/L	24	µg/L	25	µg/L
Beryllium	0.66	µg/L	0.5U	µg/L	0.5U	µg/L	0.5U	µg/L	0.5U	µg/L
Boron	360	µg/L	160	µg/L	160	µg/L	170	µg/L	160	µg/L
Cadmium	2	µg/L	0.5U	µg/L	0.5U	µg/L	0.5U	µg/L	0.5U	µg/L
Calcium	-	-	7,100	µg/L	7,100	µg/L	7,100	µg/L	7,000	µg/L
Chromium	29	µg/L	1.1U,J	µg/L	1.1U,J	µg/L	1.1U,J	µg/L	1.1U,J	µg/L
Cobalt	24	µg/L	5U	µg/L	5U	µg/L	5U	µg/L	5U	µg/L
Copper	3	µg/L	1.4U,B-2	µg/L	1.4U,B-2	µg/L	2.8U,B-2	µg/L	1.4U,B-2	µg/L
Iron	2,300	µg/L	700	µg/L	710	µg/L	700	µg/L	730	µg/L
Lead	0.6	µg/L	0.4U	µg/L	0.4U	µg/L	0.71	µg/L	0.4U	µg/L
Magnesium	-	-	2,600	µg/L	2,600	µg/L	2,600	µg/L	2,600	µg/L
Manganese	200	µg/L	19	µg/L	19	µg/L	18	µg/L	18	µg/L
Mercury	0.012	µg/L	0.1U	µg/L	0.1U	µg/L	0.1U	µg/L	0.1U	µg/L
Molybdenum	-	-	10U	µg/L	10U	µg/L	10U	µg/L	10U	µg/L
Nickel	17	µg/L	10U	µg/L	10U	µg/L	10U	µg/L	10U	µg/L
Potassium	53,000	µg/L	1,400	µg/L	1,400	µg/L	1,400	µg/L	1,400	µg/L
Selenium	5	µg/L	2U	µg/L	2U	µg/L	2U	µg/L	2U	µg/L
Silver	0.06	µg/L	0.013U,J	µg/L	0.013U,J	µg/L	0.013U,J	µg/L	0.013U,J	µg/L
Sodium	680,000	µg/L	4,700	µg/L	4,700	µg/L	4,600	µg/L	4,700	µg/L
Strontium	1,500	µg/L	48	µg/L	48	µg/L	48	µg/L	48	µg/L
Thallium	0.24	µg/L	0.2U	µg/L	0.2U	µg/L	0.2U	µg/L	0.2U	µg/L
Tin	73	µg/L	15U	µg/L	15U	µg/L	15U	µg/L	15U	µg/L
Titanium	-	-	24	µg/L	25	µg/L	24	µg/L	28	µg/L
Vanadium	27	µg/L	5U	µg/L	5U	µg/L	5U	µg/L	5U	µg/L
Yttrium	-	-	3U	µg/L	3U	µg/L	3U	µg/L	3U	µg/L
Zinc	39	µg/L	10U	µg/L	10U	µg/L	10U	µg/L	10U	µg/L
Classical/Nutrient Analyses										
Total Dissolved Solids	-	-	69	mg/L	71	mg/L	69	mg/L	72	mg/L
Total Suspended Solids	-	-	7.9	mg/L	7.7	mg/L	7.6	mg/L	9	mg/L

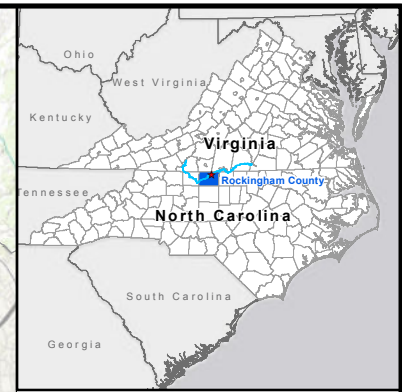
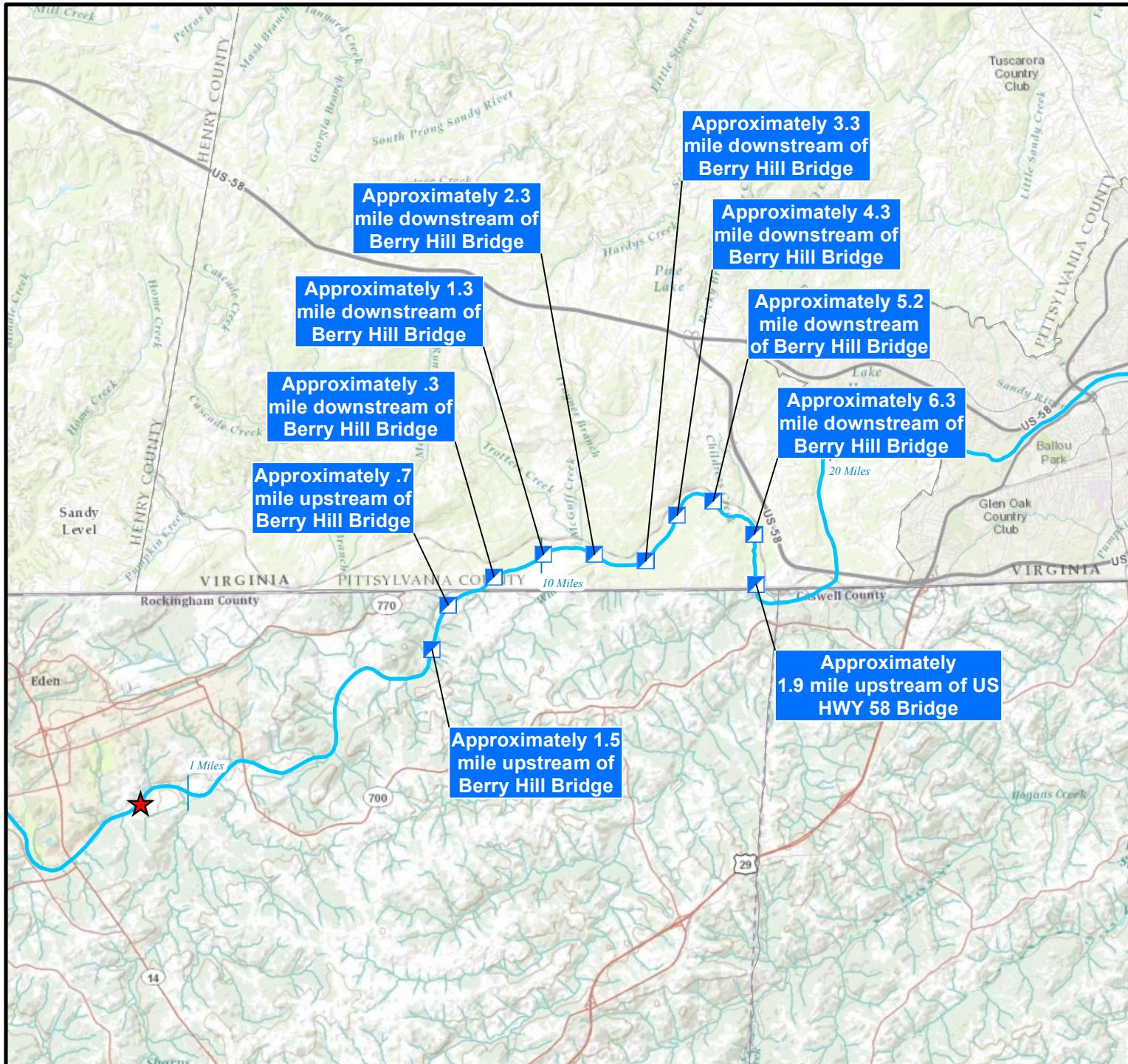
Notes

¹ Value obtained from the GL Tier 2 Values; National Recommended Water Quality Criteria; Suter and Tsao (1996); Reference condition for EcoRegion XI (25 percentile); NCDENR State Standards for surface water





EPA U.S. Environmental Protection Agency
µg/L micrograms per liter
mg/L milligrams per liter

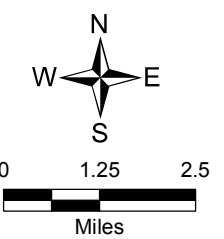
DATA QUALIFIER DEFINITIONS

B-2	Reporting level elevated due to trace amounts of analyte present in the method blank
B-3	Level in blank does not impact data quality
B-4	Level in blank impacts MRLs
B-5	Qualitative evidence of contamination in the blank at a concentration less than the MDL
C-2	Improper sample container used
H-1	Recommended holding time exceeded
J	The identification of the analyte is acceptable; the reported value is an estimate
MRL-1	MRL verification for Potable Water matrix (Drinking Water)
MRL-2	MRL verification for Non-Potable Water matrix
MRL-3	MRL verification for Soil matrix
MRL-6	MRL verification for Waste matrix
N	There is presumptive evidence that the analyte is present; the analyte is reported as a tentative identification
NA-5	Not Analyzed. Cannot exceed TCLP regulatory levels based on Total Scan analyses
NA-9	Not Analyzed. No sample container received.
NJ	Presumptive evidence that the analyte is present; reported as a tentative identification with an estimated value
P-6	Incorrect reagent or technique used to preserve sample
Q-2	Result greater than MDL but less than MRL
QC-1	Analyte concentration low in continuing calibration verification standard
QC-2	Analyte concentration high in continuing calibration verification standard
QC-5	Calibration check standard less than method control limits
QC-6	Calibration check standard greater than method control limits
QI-1	Internal standard was outside of method control limits
QL-1	Laboratory Control Spike Recovery less than method control limits
QL-2	Laboratory Control Spike Recovery greater than method control limits
QL-3	Laboratory Control Spike Precision outside of method control limits
QM-1	Matrix Spike Recovery less than method control limits
QM-2	Matrix Spike Recovery greater than method control limits
QM-3	Matrix Spike Precision outside method control limits
QR-1	MRL verification recovery less than lower control limits
QR-2	MRL verification recovery greater than upper control limits
TIC	Tentatively Identified Compound - AN analyte identified based on a match with the instrument software's mass spectral library. A calibration standard has not been analyzed to confirm the compound's identification or the estimated concentration reported.
U	The analyte was not detected at or above the reporting limit
XD-2	Duplicate results less than 5X MRL
XM-1	Sample background/spike ratio higher than method evaluation criteria



Legend

-  River Miles Downstream from 48" Outfall
-  Surface Water Sample Location
-  Approximate Spill Location
-  Dan River



Map Source: ArcGIS Online World Map Topo, 2014

**Surface Water
Sample Locations
February 10, 2014**

